



Ipswich QLD Professional

Race 6: PRECINCT URBAN PLANNING Class 2 Handicap - 1680m

15 February 2024 - 16:00



Track Rating: Good 4, Weather: Overcast, Rail Position: +4.5m Entire

Section													Overall	1400m	1200m	1000m	800m	600m	400m	Last 600m
Field Times													1:44.04 (0:19.17)	1:24.87 (0:11.61)	1:13.26 (0:12.00)	1:01.26 (0:12.60)	0:48.66 (0:12.07)	0:36.59 (0:11.95)	0:24.64 (0:12.24)	0:36.59
Rank	TAB	Horse/Jockey	Barrier	Top Speed [km/h]	Fastest Section								Distance Travelled [m]							
1	10	VANCITY Jason Taylor	4	63.2 800m	0:11.60 600m	1:44.04 [1] (0:20.66)	1:23.38 [10] (0:12.05)	1:11.33 [9] (0:12.21)	0:59.12 [10] (0:12.25)	0:46.87 [10] (0:11.69)	0:35.18 [10] (0:11.60)	0:23.58 [6] (0:11.61)	0:35.18							
2	4	WEST CORK Nathan Evans	5	64.8 Overall	0:11.61 1400m	1:44.21 [2] (0:19.17)	1:25.04 [1] (0:11.61)	1:13.43 [1] (0:12.00)	1:01.43 [1] (0:12.60)	0:48.83 [1] (0:12.07)	0:36.76 [1] (0:11.95)	0:24.81 [1] (0:12.24)	0:36.76	-8						
3	3	PRICKLY POPPY Jim Byrne	14	63.4 800m	0:11.62 800m	1:44.52 [3] (0:20.45)	1:24.07 [8] (0:11.97)	1:12.10 [8] (0:12.22)	0:59.88 [8] (0:12.31)	0:47.57 [8] (0:11.62)	0:35.95 [7] (0:11.63)	0:24.32 [4] (0:11.95)	0:35.95	-2						
4	1	BREAKING GROUND Damien Thornton	7	63.5 600m	0:11.57 800m	1:44.59 [4] (0:19.73)	1:24.86 [4] (0:11.96)	1:12.90 [3] (0:12.24)	1:00.66 [3] (0:12.33)	0:48.33 [3] (0:11.57)	0:36.76 [3] (0:11.75)	0:25.01 [2] (0:12.28)	0:36.76	-6						
5	5	MARTEDI Sean Cormack	9	63.7 800m	0:11.49 800m	1:45.23 [5] (0:19.73)	1:25.50 [3] (0:12.07)	1:13.43 [4] (0:12.29)	1:01.14 [4] (0:12.19)	0:48.95 [4] (0:11.49)	0:37.46 [2] (0:11.93)	0:25.53 [3] (0:12.42)	0:37.46	-2						
6	12	RALLY Cejay Graham	10	65.9 Overall	0:12.00 1400m	1:45.78 [6] (0:19.43)	1:26.35 [2] (0:12.00)	1:14.35 [2] (0:12.14)	1:02.21 [2] (0:12.38)	0:49.83 [2] (0:12.02)	0:37.81 [4] (0:12.26)	0:25.55 [5] (0:12.37)	0:37.81	-6						
7	6	THE WELLIAN Karl Zechner	3	63.0 Overall	0:11.82 800m	1:45.94 [7] (0:20.22)	1:25.72 [7] (0:12.09)	1:13.63 [7] (0:12.31)	1:01.32 [7] (0:12.28)	0:49.04 [7] (0:11.82)	0:37.22 [8] (0:12.14)	0:25.08 [9] (0:12.37)	0:37.22	-4						
8	14	AQUARIUS Michael Schrapel	1	62.4 800m	0:11.81 800m	1:46.69 [8] (0:20.60)	1:26.09 [9] (0:12.12)	1:13.97 [10] (0:12.10)	1:01.87 [9] (0:12.15)	0:49.72 [9] (0:11.81)	0:37.91 [9] (0:12.21)	0:25.70 [10] (0:12.62)	0:37.91	+0						
9	13	TYROL Luke Tarrant	8	63.0 Overall	0:11.81 800m	1:46.73 [9] (0:20.08)	1:26.65 [5] (0:12.07)	1:14.58 [5] (0:12.23)	1:02.35 [6] (0:12.30)	0:50.05 [6] (0:11.81)	0:38.24 [6] (0:12.23)	0:26.01 [8] (0:12.71)	0:38.24	-3						
10	11	HE'S A LEGEND Michael Cahill	6	62.2 Overall	0:11.92 800m	1:47.27 [10] (0:20.10)	1:27.17 [6] (0:12.06)	1:15.11 [6] (0:12.20)	1:02.91 [5] (0:12.21)	0:50.70 [5] (0:11.92)	0:38.78 [5] (0:12.21)	0:26.57 [7] (0:12.94)	0:38.78	-9						

Scratched: Diesel (#2), Spirit Of Giving (#7), Grandcoeur (#8), The Khan (#9)

[] Ranking at each section and finish
 -:-:- No data available at this section
 NA No data available

SCN Saddle cloth number
 DNF Did not finish
 DNT Did not track



Ipswich QLD Professional

Race 6: PRECINCT URBAN PLANNING Class 2 Handicap - 1680m

15 February 2024 - 16:00



Track Rating: Good 4, Weather: Overcast, Rail Position: +4.5m Entire

Section							200m			Last 600m
Field Times							0:12.40			0:36.59
							(0:12.40)			
Rank	TAB	Horse/Jockey	Barrier	Top Speed [km/h]	Fastest Section	Margin			Distance Travelled [m]	
1	10	VANCITY Jason Taylor	4	63.2 800m	0:11.60 600m	0:11.97 [3] (0:11.97)	1:44.04		0:35.18	
2	4	WEST CORK Nathan Evans	5	64.8 Overall	0:11.61 1400m	0:12.57 [1] (0:12.57)	0.99L		0:36.76 -8	
3	3	PRICKLY POPPY Jim Byrne	14	63.4 800m	0:11.62 800m	0:12.37 [5] (0:12.37)	2.81L		0:35.95 -2	
4	1	BREAKING GROUND Damien Thornton	7	63.5 600m	0:11.57 800m	0:12.73 [2] (0:12.73)	3.25L		0:36.76 -6	
5	5	MARTEDI Sean Cormack	9	63.7 800m	0:11.49 800m	0:13.11 [4] (0:13.11)	6.99L		0:37.46 -2	
6	12	RALLY Cejay Graham	10	65.9 Overall	0:12.00 1400m	0:13.18 [6] (0:13.18)	10.21L		0:37.81 -6	
7	6	THE WELLIAN Karl Zechner	3	63.0 Overall	0:11.82 800m	0:12.71 [7] (0:12.71)	11.2L		0:37.22 -4	
8	14	AQUARIUS Michael Schrapel	1	62.4 800m	0:11.81 800m	0:13.08 [9] (0:13.08)	15.57L		0:37.91 +0	
9	13	TYROL Luke Tarrant	8	63.0 Overall	0:11.81 800m	0:13.30 [8] (0:13.30)	15.81L		0:38.24 -3	
10	11	HE'S A LEGEND Michael Cahill	6	62.2 Overall	0:11.92 800m	0:13.63 [10] (0:13.63)	19L		0:38.78 -9	

Scratched: Diesel (#2), Spirit Of Giving (#7), Grandcoeur (#8), The Khan (#9)

[] Ranking at each section and finish
 -:-:- No data available at this section
 NA No data available

SCN Saddle cloth number
 DNF Did not finish
 DNT Did not track



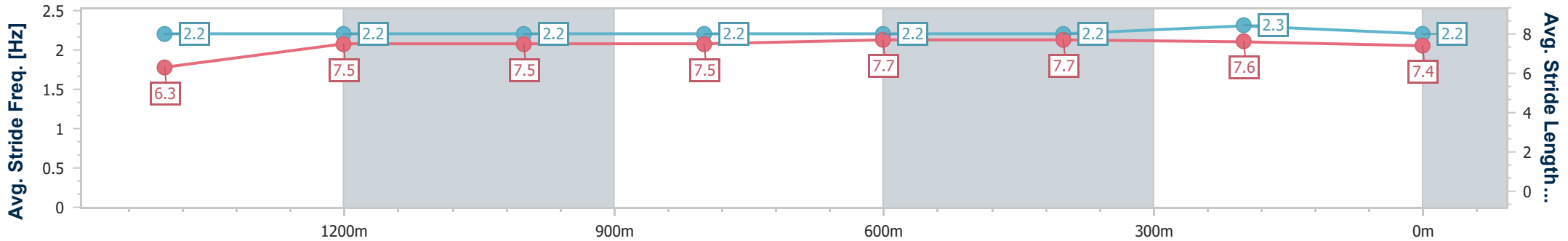
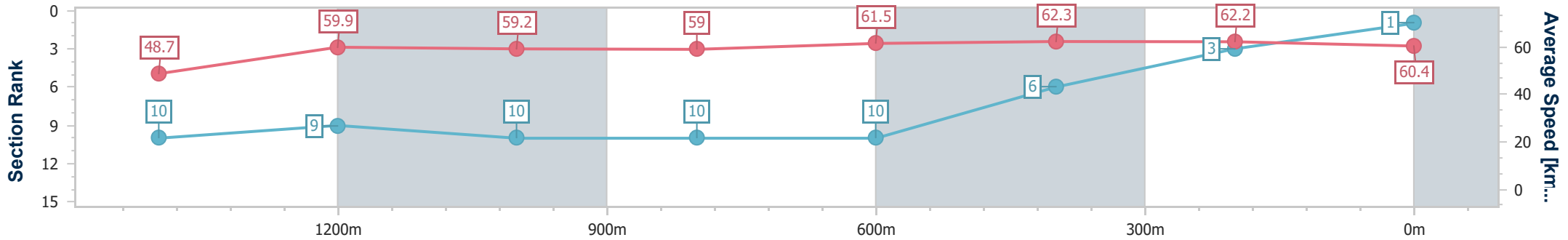
Horse/Jockey Name	Vancity
Final Rank	1
Fastest Section Time (Section)	0:11.60 (600m)
Top Speed [km/h] (Section)	63.2 (800m)
Race State	Finished



Ipswich QLD Professional
 Race 6: PRECINCT URBAN PLANNING Class 2 Handicap - 1680m
 15 February 2024 - 16:00
 Track Rating: Good 4, Weather: Overcast, Rail Position: +4.5m Entire



Section	Overall	1400m	1200m	1000m	800m	600m	400m	200m						
Section Times	1:44.04 [1] (0:20.66)	1:23.38 [10] (0:12.05)	1:11.33 [9] (0:12.21)	0:59.12 [10] (0:12.25)	0:46.87 [10] (0:11.69)	0:35.18 [10] (0:11.60)	0:23.58 [6] (0:11.61)	0:11.97 [3] (0:11.97)						
Average Speed [km/h]	48.7	59.9	59.2	59.0	61.5	62.3	62.2	60.4						
Top Speed [km/h]	60.5	61.0	60.4	59.3	63.2	63.0	62.5	62.4						
Avg. Dist. to Rail [m]	3.3	0.6	1.3	0.4	0.4	1.1	2.0	3.7						
Avg. Stride Freq. [Hz]	2.2	2.2	2.2	2.2	2.2	2.2	2.3	2.2						
Avg. Stride Length [m]	6.3	7.5	7.5	7.5	7.7	7.7	7.6	7.4						



- [] Ranking at each section and finish
- .-.- No data available at this section
- NA No data available



Horse/Jockey Name	West Cork
Final Rank	2
Fastest Section Time (Section)	0:11.61 (1400m)
Top Speed [km/h] (Section)	64.8 (Overall)
Race State	Finished



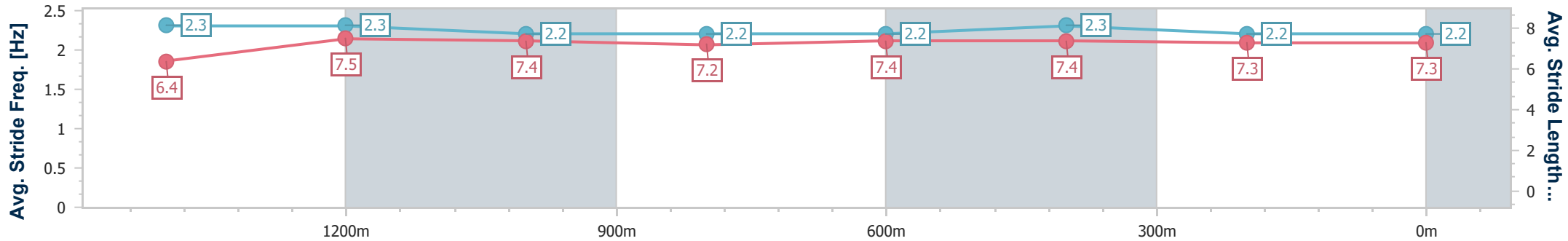
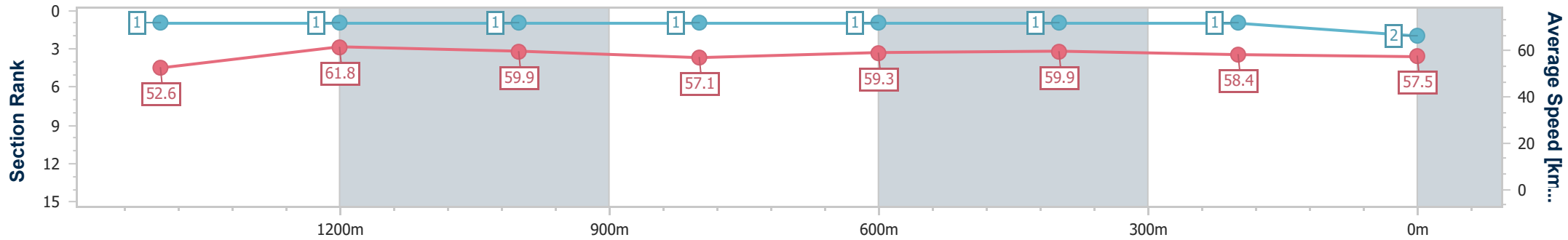
Ipswich QLD Professional
Race 6: PRECINCT URBAN PLANNING Class 2 Handicap - 1680m



15 February 2024 - 16:00

Track Rating: Good 4, Weather: Overcast, Rail Position: +4.5m Entire

Section	Overall	1400m	1200m	1000m	800m	600m	400m	200m					
Section Times	1:44.21 [2] (0:19.17)	1:25.04 [1] (0:11.61)	1:13.43 [1] (0:12.00)	1:01.43 [1] (0:12.60)	0:48.83 [1] (0:12.07)	0:36.76 [1] (0:11.95)	0:24.81 [1] (0:12.24)	0:12.57 [1] (0:12.57)					
Average Speed [km/h]	52.6	61.8	59.9	57.1	59.3	59.9	58.4	57.5					
Top Speed [km/h]	64.8	62.4	61.8	57.8	60.8	61.2	58.9	58.9					
Avg. Dist. to Rail [m]	3.3	0.6	0.4	0.5	1.1	1.5	1.8	1.5					
Avg. Stride Freq. [Hz]	2.3	2.3	2.2	2.2	2.2	2.3	2.2	2.2					
Avg. Stride Length [m]	6.4	7.5	7.4	7.2	7.4	7.4	7.3	7.3					



- [] Ranking at each section and finish
- .-.- No data available at this section
- NA No data available



Horse/Jockey Name	Prickly Poppy
Final Rank	3
Fastest Section Time (Section)	0:11.62 (800m)
Top Speed [km/h] (Section)	63.4 (800m)
Race State	Finished



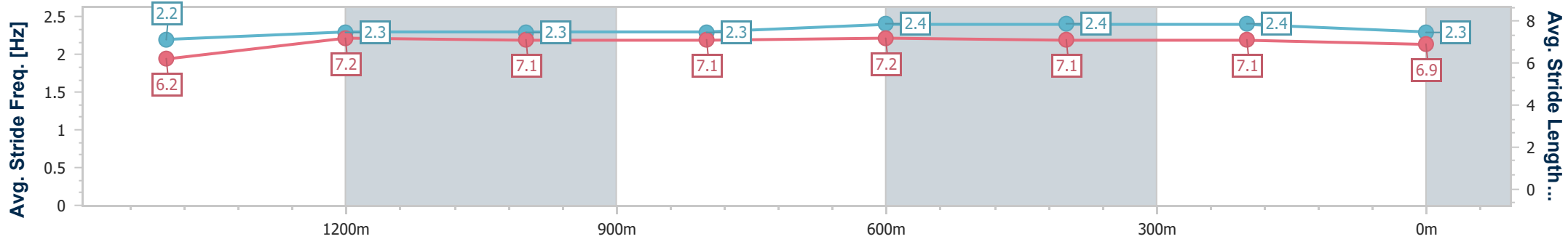
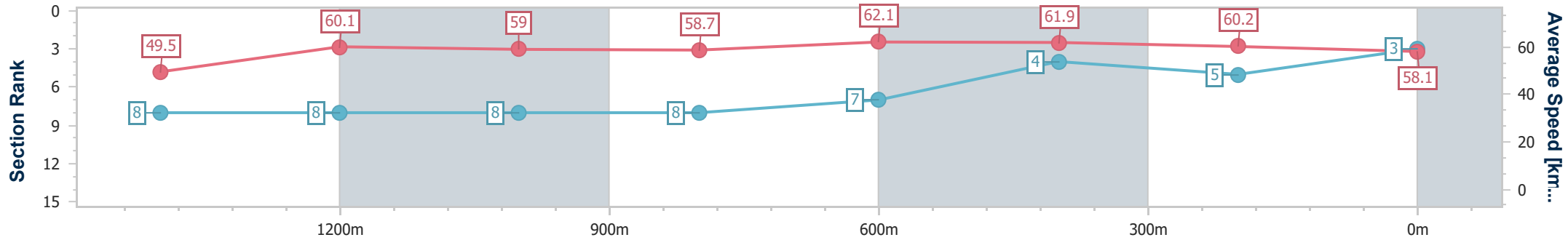
Ipswich QLD Professional
Race 6: PRECINCT URBAN PLANNING Class 2 Handicap - 1680m



15 February 2024 - 16:00

Track Rating: Good 4, Weather: Overcast, Rail Position: +4.5m Entire

Section	Overall	1400m	1200m	1000m	800m	600m	400m	200m						
Section Times	1:44.52 [3] (0:20.45)	1:24.07 [8] (0:11.97)	1:12.10 [8] (0:12.22)	0:59.88 [8] (0:12.31)	0:47.57 [8] (0:11.62)	0:35.95 [7] (0:11.63)	0:24.32 [4] (0:11.95)	0:12.37 [5] (0:12.37)						
Average Speed [km/h]	49.5	60.1	59.0	58.7	62.1	61.9	60.2	58.1						
Top Speed [km/h]	60.1	61.1	59.5	59.3	63.4	63.0	61.7	60.2						
Avg. Dist. to Rail [m]	6.3	0.3	0.4	0.6	0.5	0.7	1.0	2.8						
Avg. Stride Freq. [Hz]	2.2	2.3	2.3	2.3	2.4	2.4	2.4	2.3						
Avg. Stride Length [m]	6.2	7.2	7.1	7.1	7.2	7.1	7.1	6.9						



- [] Ranking at each section and finish
- .-.- No data available at this section
- NA No data available



Horse/Jockey Name	Breaking Ground
Final Rank	4
Fastest Section Time (Section)	0:11.57 (800m)
Top Speed [km/h] (Section)	63.5 (600m)
Race State	Finished



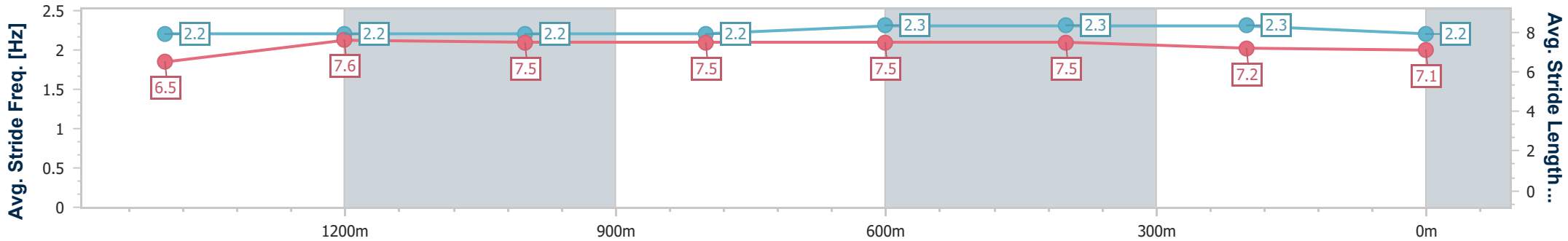
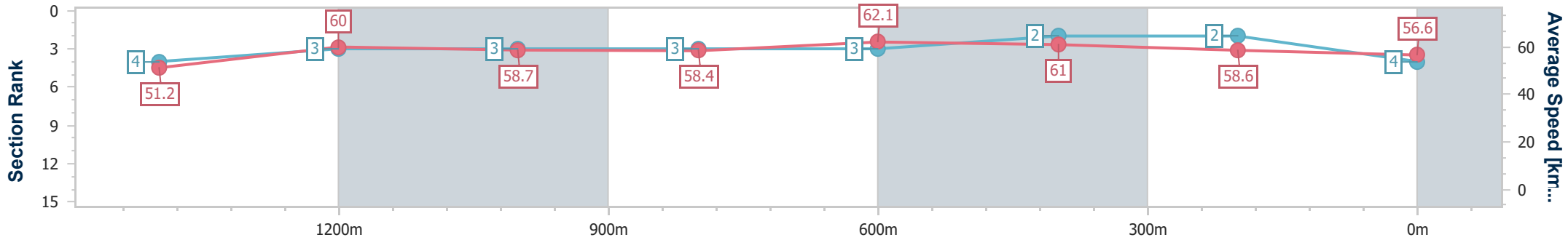
Ipswich QLD Professional
 Race 6: PRECINCT URBAN PLANNING Class 2 Handicap - 1680m



15 February 2024 - 16:00

Track Rating: Good 4, Weather: Overcast, Rail Position: +4.5m Entire

Section	Overall	1400m	1200m	1000m	800m	600m	400m	200m
Section Times	1:44.59 [4] (0:19.73)	1:24.86 [4] (0:11.96)	1:12.90 [3] (0:12.24)	1:00.66 [3] (0:12.33)	0:48.33 [3] (0:11.57)	0:36.76 [3] (0:11.75)	0:25.01 [2] (0:12.28)	0:12.73 [2] (0:12.73)
Average Speed [km/h]	51.2	60.0	58.7	58.4	62.1	61.0	58.6	56.6
Top Speed [km/h]	62.7	61.7	59.0	60.4	63.2	63.5	61.6	58.6
Avg. Dist. to Rail [m]	5.6	0.5	1.1	1.0	0.5	1.0	0.4	0.6
Avg. Stride Freq. [Hz]	2.2	2.2	2.2	2.2	2.3	2.3	2.3	2.2
Avg. Stride Length [m]	6.5	7.6	7.5	7.5	7.5	7.5	7.2	7.1



- [] Ranking at each section and finish
- .-.- No data available at this section
- NA No data available



Horse/Jockey Name	Martedi
Final Rank	5
Fastest Section Time (Section)	0:11.49 (800m)
Top Speed [km/h] (Section)	63.7 (800m)
Race State	Finished



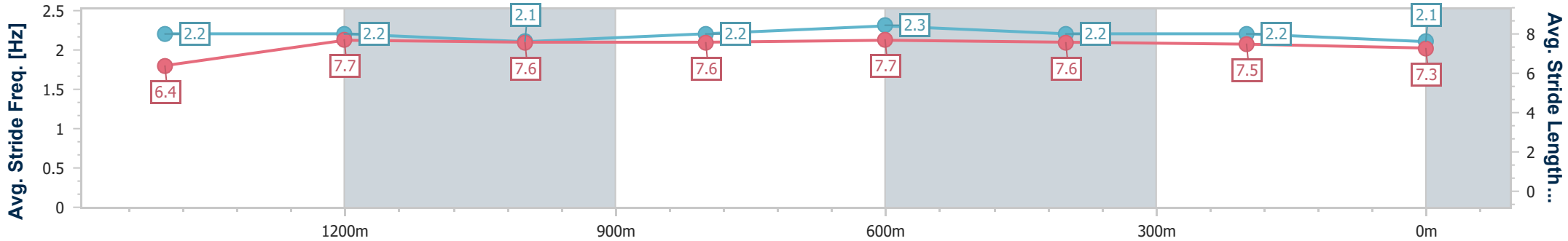
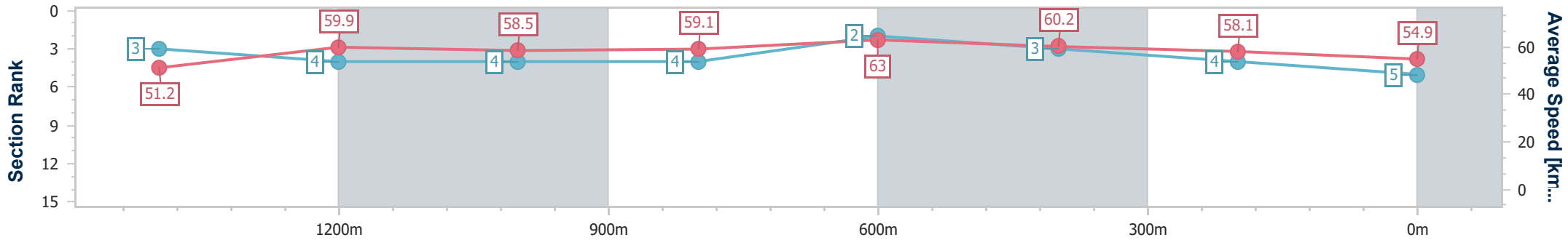
Ipswich QLD Professional
Race 6: PRECINCT URBAN PLANNING Class 2 Handicap - 1680m



15 February 2024 - 16:00

Track Rating: Good 4, Weather: Overcast, Rail Position: +4.5m Entire

Section	Overall	1400m	1200m	1000m	800m	600m	400m	200m					
Section Times	1:45.23 [5] (0:19.73)	1:25.50 [3] (0:12.07)	1:13.43 [4] (0:12.29)	1:01.14 [4] (0:12.19)	0:48.95 [4] (0:11.49)	0:37.46 [2] (0:11.93)	0:25.53 [3] (0:12.42)	0:13.11 [4] (0:13.11)					
Average Speed [km/h]	51.2	59.9	58.5	59.1	63.0	60.2	58.1	54.9					
Top Speed [km/h]	62.9	62.1	59.2	62.1	63.7	61.8	59.2	57.0					
Avg. Dist. to Rail [m]	6.3	0.2	0.4	0.5	0.7	0.2	0.6	1.5					
Avg. Stride Freq. [Hz]	2.2	2.2	2.1	2.2	2.3	2.2	2.2	2.1					
Avg. Stride Length [m]	6.4	7.7	7.6	7.6	7.7	7.6	7.5	7.3					



- [] Ranking at each section and finish
- .-.- No data available at this section
- NA No data available



Horse/Jockey Name	Rally
Final Rank	6
Fastest Section Time (Section)	0:12.00 (1400m)
Top Speed [km/h] (Section)	65.9 (Overall)
Race State	Finished



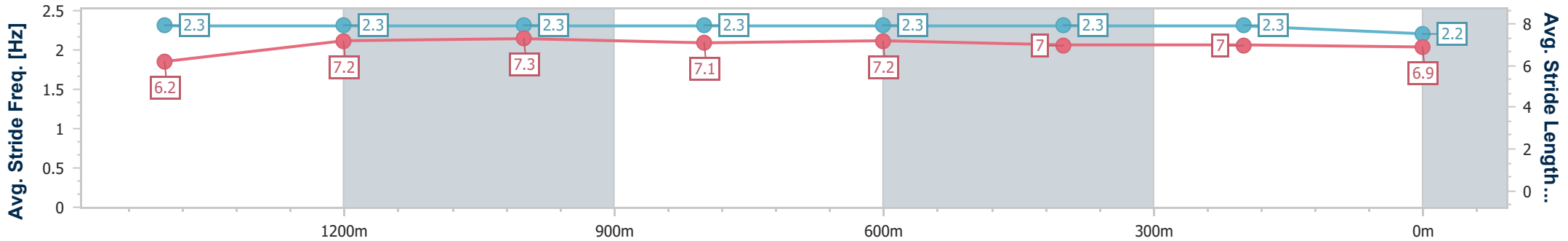
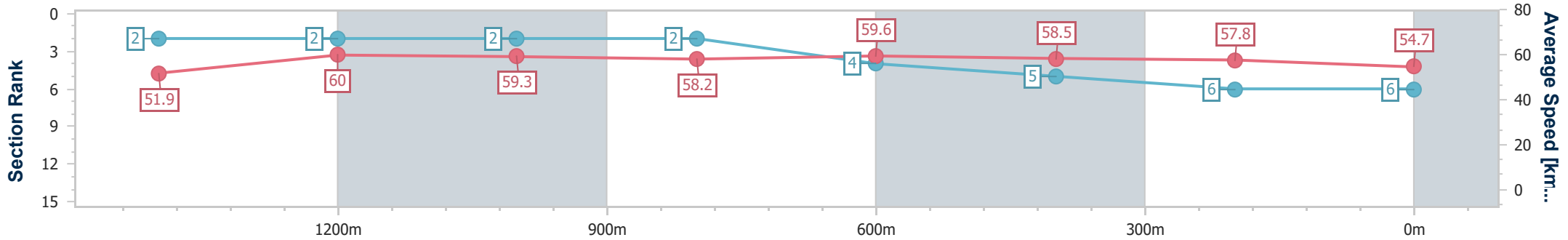
Ipswich QLD Professional
Race 6: PRECINCT URBAN PLANNING Class 2 Handicap - 1680m



15 February 2024 - 16:00

Track Rating: Good 4, Weather: Overcast, Rail Position: +4.5m Entire

Section	Overall	1400m	1200m	1000m	800m	600m	400m	200m						
Section Times	1:45.78 [6] (0:19.43)	1:26.35 [2] (0:12.00)	1:14.35 [2] (0:12.14)	1:02.21 [2] (0:12.38)	0:49.83 [2] (0:12.02)	0:37.81 [4] (0:12.26)	0:25.55 [5] (0:12.37)	0:13.18 [6] (0:13.18)						
Average Speed [km/h]	51.9	60.0	59.3	58.2	59.6	58.5	57.8	54.7						
Top Speed [km/h]	65.9	62.2	60.3	58.5	61.2	59.3	58.8	57.6						
Avg. Dist. to Rail [m]	6.8	0.2	0.4	0.6	1.0	1.1	0.9	0.9						
Avg. Stride Freq. [Hz]	2.3	2.3	2.3	2.3	2.3	2.3	2.3	2.2						
Avg. Stride Length [m]	6.2	7.2	7.3	7.1	7.2	7.0	7.0	6.9						



- [] Ranking at each section and finish
- .-.- No data available at this section
- NA No data available



Horse/Jockey Name	The Wellian
Final Rank	7
Fastest Section Time (Section)	0:11.82 (800m)
Top Speed [km/h] (Section)	63.0 (Overall)
Race State	Finished



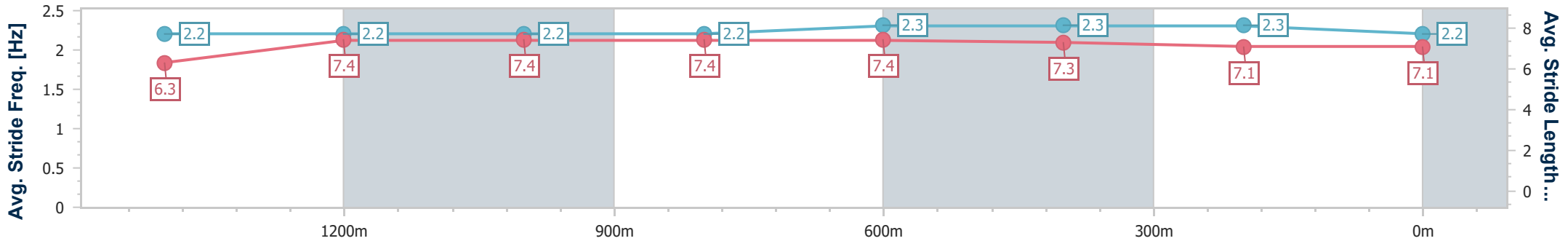
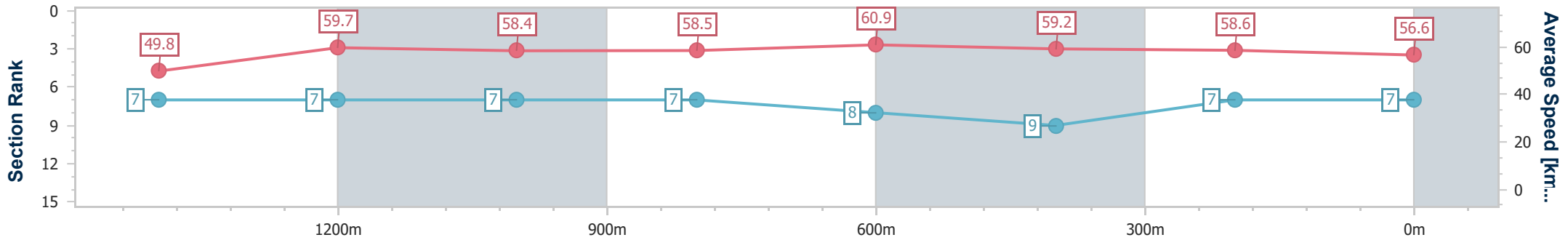
Ipswich QLD Professional
 Race 6: PRECINCT URBAN PLANNING Class 2 Handicap - 1680m



15 February 2024 - 16:00

Track Rating: Good 4, Weather: Overcast, Rail Position: +4.5m Entire

Section	Overall	1400m	1200m	1000m	800m	600m	400m	200m					
Section Times	1:45.94 [7] (0:20.22)	1:25.72 [7] (0:12.09)	1:13.63 [7] (0:12.31)	1:01.32 [7] (0:12.28)	0:49.04 [7] (0:11.82)	0:37.22 [8] (0:12.14)	0:25.08 [9] (0:12.37)	0:12.71 [7] (0:12.71)					
Average Speed [km/h]	49.8	59.7	58.4	58.5	60.9	59.2	58.6	56.6					
Top Speed [km/h]	63.0	60.7	59.1	58.9	61.6	60.4	59.2	57.9					
Avg. Dist. to Rail [m]	3.0	0.3	0.3	0.3	0.5	0.5	1.8	2.3					
Avg. Stride Freq. [Hz]	2.2	2.2	2.2	2.2	2.3	2.3	2.3	2.2					
Avg. Stride Length [m]	6.3	7.4	7.4	7.4	7.4	7.3	7.1	7.1					



- [] Ranking at each section and finish
- .-.- No data available at this section
- NA No data available



Horse/Jockey Name	Aquarius
Final Rank	8
Fastest Section Time (Section)	0:11.81 (800m)
Top Speed [km/h] (Section)	62.4 (800m)
Race State	Finished

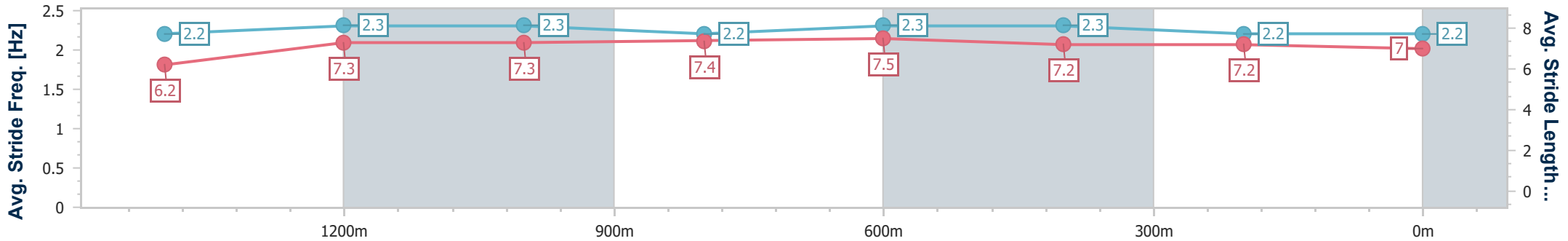
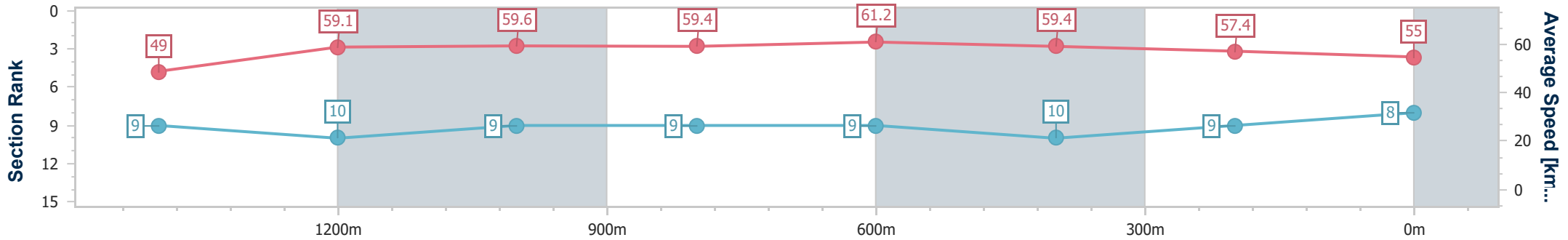


Ipswich QLD Professional
 Race 6: PRECINCT URBAN PLANNING Class 2 Handicap - 1680m



15 February 2024 - 16:00
 Track Rating: Good 4, Weather: Overcast, Rail Position: +4.5m Entire

Section	Overall	1400m	1200m	1000m	800m	600m	400m	200m						
Section Times	1:46.69 [8] (0:20.60)	1:26.09 [9] (0:12.12)	1:13.97 [10] (0:12.10)	1:01.87 [9] (0:12.15)	0:49.72 [9] (0:11.81)	0:37.91 [9] (0:12.21)	0:25.70 [10] (0:12.62)	0:13.08 [9] (0:13.08)						
Average Speed [km/h]	49.0	59.1	59.6	59.4	61.2	59.4	57.4	55.0						
Top Speed [km/h]	59.4	60.2	61.3	60.2	62.4	61.0	58.1	56.9						
Avg. Dist. to Rail [m]	2.1	1.0	0.3	0.7	1.1	1.9	2.3	3.4						
Avg. Stride Freq. [Hz]	2.2	2.3	2.3	2.2	2.3	2.3	2.2	2.2						
Avg. Stride Length [m]	6.2	7.3	7.3	7.4	7.5	7.2	7.2	7.0						



- [] Ranking at each section and finish
- .-.- No data available at this section
- NA No data available



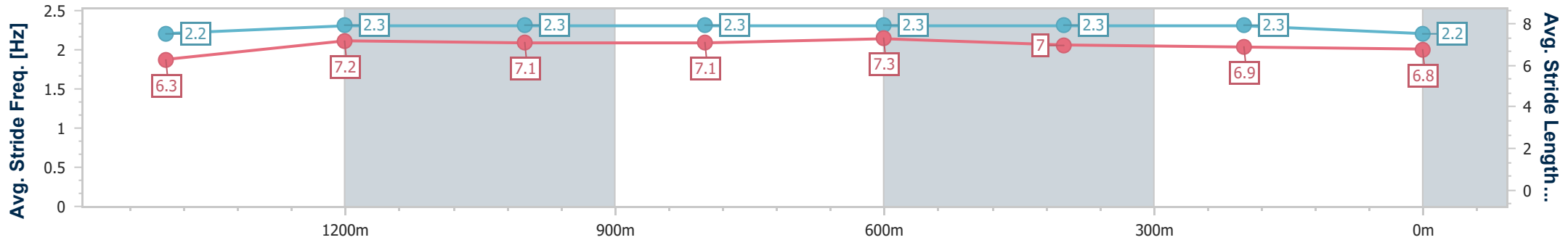
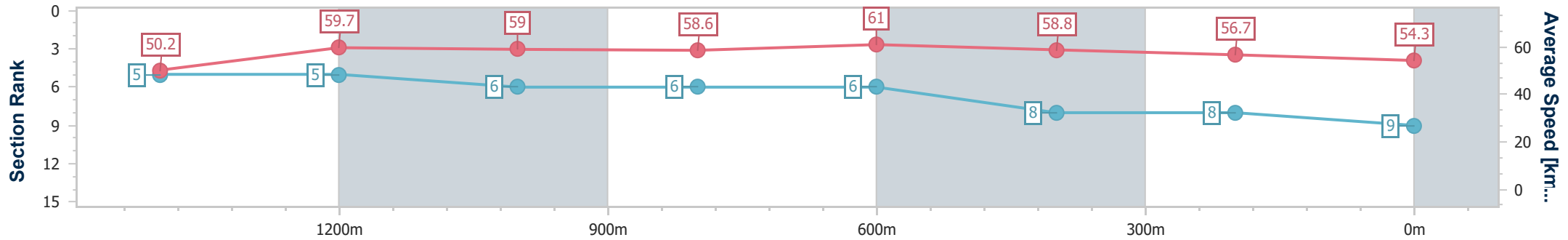
Horse/Jockey Name	Tyrol
Final Rank	9
Fastest Section Time (Section)	0:11.81 (800m)
Top Speed [km/h] (Section)	63.0 (Overall)
Race State	Finished



Ipswich QLD Professional
 Race 6: PRECINCT URBAN PLANNING Class 2 Handicap - 1680m
 15 February 2024 - 16:00
 Track Rating: Good 4, Weather: Overcast, Rail Position: +4.5m Entire



Section	Overall	1400m	1200m	1000m	800m	600m	400m	200m					
Section Times	1:46.73 [9] (0:20.08)	1:26.65 [5] (0:12.07)	1:14.58 [5] (0:12.23)	1:02.35 [6] (0:12.30)	0:50.05 [6] (0:11.81)	0:38.24 [6] (0:12.23)	0:26.01 [8] (0:12.71)	0:13.30 [8] (0:13.30)					
Average Speed [km/h]	50.2	59.7	59.0	58.6	61.0	58.8	56.7	54.3					
Top Speed [km/h]	63.0	60.7	59.6	59.8	61.6	60.8	57.9	55.6					
Avg. Dist. to Rail [m]	4.8	0.3	0.2	0.2	0.3	0.2	0.9	2.0					
Avg. Stride Freq. [Hz]	2.2	2.3	2.3	2.3	2.3	2.3	2.3	2.2					
Avg. Stride Length [m]	6.3	7.2	7.1	7.1	7.3	7.0	6.9	6.8					



- [] Ranking at each section and finish
- .-.- No data available at this section
- NA No data available



Horse/Jockey Name	He's A Legend
Final Rank	10
Fastest Section Time (Section)	0:11.92 (800m)
Top Speed [km/h] (Section)	62.2 (Overall)
Race State	Finished

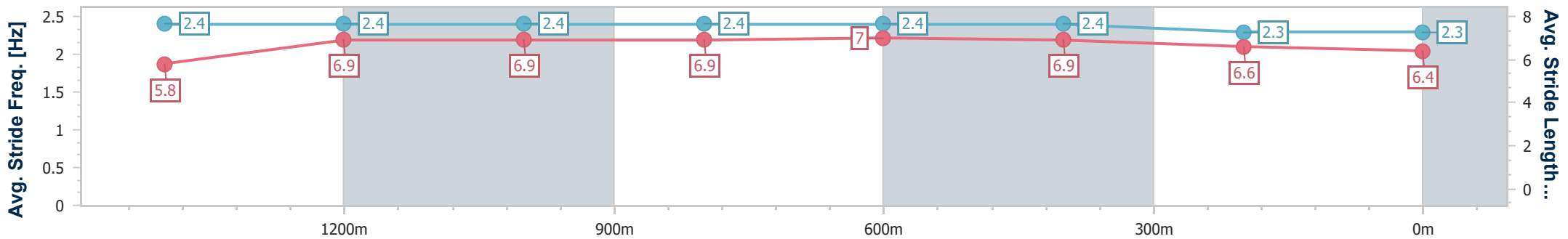
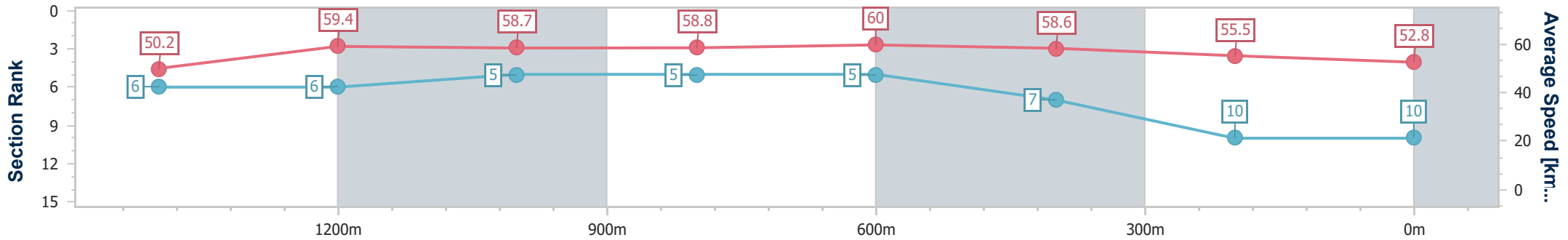


Ipswich QLD Professional
 Race 6: PRECINCT URBAN PLANNING Class 2 Handicap - 1680m



15 February 2024 - 16:00
 Track Rating: Good 4, Weather: Overcast, Rail Position: +4.5m Entire

Section	Overall	1400m	1200m	1000m	800m	600m	400m	200m
Section Times	1:47.27 [10] (0:20.10)	1:27.17 [6] (0:12.06)	1:15.11 [6] (0:12.20)	1:02.91 [5] (0:12.21)	0:50.70 [5] (0:11.92)	0:38.78 [5] (0:12.21)	0:26.57 [7] (0:12.94)	0:13.63 [10] (0:13.63)
Average Speed [km/h]	50.2	59.4	58.7	58.8	60.0	58.6	55.5	52.8
Top Speed [km/h]	62.2	60.8	59.5	59.5	61.1	60.6	57.6	54.3
Avg. Dist. to Rail [m]	4.0	1.0	1.5	1.5	1.1	1.4	0.7	0.1
Avg. Stride Freq. [Hz]	2.4	2.4	2.4	2.4	2.4	2.4	2.3	2.3
Avg. Stride Length [m]	5.8	6.9	6.9	6.9	7.0	6.9	6.6	6.4



- [] Ranking at each section and finish
- .-.- No data available at this section
- NA No data available