

Track Rating: Good 4, Weather: Overcast, Rail Position: +4.5m Entire

Section												Last 600m				
Field Times		Overall	1200m	1000m	800m	600m	400m						0:36.13			
		1:22.35 (0:11.48)	1:10.87 (0:11.23)	0:59.64 (0:11.80)	0:47.84 (0:11.71)	0:36.13 (0:11.90)	0:24.23 (0:12.11)									
Rank	TAB	Horse/Jockey	Barrier	Top Speed [km/h]	Fastest Section											Distance Travelled [m]
1	12	ALPHA JANE	5	64.3	0:11.38	1:22.35 [1]	1:10.41 [5]	0:59.03 [6]	0:46.89 [7]	0:35.25 [7]	0:23.49 [7]	0:35.25				
		Jai Williams		1200m	1200m	(0:11.94)	(0:11.38)	(0:12.14)	(0:11.64)	(0:11.76)	(0:11.68)					
2	13	STRYKING PRINCESS	11	65.5	0:11.23	1:22.82 [2]	1:11.34 [1]	1:00.11 [1]	0:48.29 [2]	0:36.60 [1]	0:24.70 [1]	0:36.60 +0				
		Sariah Champkin		1200m	1200m	(0:11.48)	(0:11.23)	(0:11.82)	(0:11.69)	(0:11.90)	(0:12.11)					
3	7	DRAGON SONG	4	64.7	0:11.33	1:22.88 [3]	1:11.17 [3]	0:59.84 [4]	0:47.78 [4]	0:36.07 [5]	0:24.25 [5]	0:36.07 +4				
		Anthony Allen		1200m	1200m	(0:11.71)	(0:11.33)	(0:12.06)	(0:11.71)	(0:11.82)	(0:11.88)					
4	4	REEL WILD	3	63.3	0:11.54	1:22.99 [4]	1:10.54 [9]	0:59.00 [10]	0:47.07 [10]	0:35.28 [9]	0:23.56 [9]	0:35.28 +3				
		Casey Waddell		800m	1200m	(0:12.45)	(0:11.54)	(0:11.93)	(0:11.79)	(0:11.72)	(0:11.59)					
5	5	SCREAMING DIVA	2	65.1	0:11.36	1:23.05 [5]	1:11.52 [2]	1:00.16 [2]	0:48.28 [3]	0:36.47 [3]	0:24.64 [3]	0:36.47 +3				
		Robbie Dolan		1200m	1200m	(0:11.53)	(0:11.36)	(0:11.88)	(0:11.81)	(0:11.83)	(0:12.02)					
6	9	DESHORENTE	1	66.2	0:11.24	1:23.06 [6]	1:11.28 [4]	1:00.04 [3]	0:47.96 [5]	0:36.30 [4]	0:24.50 [4]	0:36.30 +0				
		Luke Tarrant		1200m	1200m	(0:11.78)	(0:11.24)	(0:12.08)	(0:11.66)	(0:11.80)	(0:11.98)					
7	8	MILEY'S MEMORY	6	65.7	0:11.11	1:23.12 [7]	1:11.14 [6]	1:00.03 [5]	0:48.61 [1]	0:36.83 [2]	0:24.92 [2]	0:36.83 +1				
		Michael Cahill		1200m	1200m	(0:11.98)	(0:11.11)	(0:11.42)	(0:11.78)	(0:11.91)	(0:12.17)					
8	11	LATE NIGHT DEVIL	7	63.7	0:11.51	1:23.69 [8]	1:11.65 [7]	1:00.14 [8]	0:48.05 [8]	0:36.33 [8]	0:24.61 [8]	0:36.33 +2				
		Corey Bayliss		1200m	1200m	(0:12.04)	(0:11.51)	(0:12.09)	(0:11.72)	(0:11.72)	(0:11.90)					
9	1	ON HARGRAVE	10	66.4	0:11.24	1:24.40 [9]	1:12.13 [8]	1:00.89 [7]	0:49.02 [6]	0:37.33 [6]	0:25.60 [6]	0:37.33 +5				
		Boris Thornton		1200m	1200m	(0:12.27)	(0:11.24)	(0:11.87)	(0:11.69)	(0:11.73)	(0:11.89)					
10	3	I'M A TINY DANCER	8	64.3	0:11.49	1:24.59 [10]	1:12.14 [10]	1:00.65 [9]	0:48.79 [9]	0:36.71 [10]	0:24.61 [10]	0:36.71 +0				
		Savannah McCann		1200m	1200m	(0:12.45)	(0:11.49)	(0:11.86)	(0:12.08)	(0:12.10)	(0:12.03)					

Scratched: Satashi (#2), Helen's Dream (#10), Hattusa (#6)



Ipswich QLD Professional
Race 7: BARRIER REEF POOLS Fillies & Mares RATINGS BAND 0 - 58
Handicap - 1350m
15 February 2024 - 16:41



Track Rating: Good 4, Weather: Overcast, Rail Position: +4.5m Entire

Section				200m				Last 600m	
Field Times				0:12.12 (0:12.12)				0:36.13	
Rank	TAB	Horse/Jockey	Barrier	Top Speed [km/h]	Fastest Section	Margin			Distance Travelled [m]
1	12	ALPHA JANE Jai Williams	5	64.3 1200m	0:11.38 1200m	0:11.81 [6] (0:11.81)	1:22.35		0:35.25
2	13	STRYKING PRINCESS Sariah Champkin	11	65.5 1200m	0:11.23 1200m	0:12.59 [1] (0:12.59)	2.79L		0:36.60 +0
3	7	DRAGON SONG Anthony Allen	4	64.7 1200m	0:11.33 1200m	0:12.37 [4] (0:12.37)	3.16L		0:36.07 +4
4	4	REEL WILD Casey Waddell	3	63.3 800m	0:11.54 1200m	0:11.97 [9] (0:11.97)	3.77L		0:35.28 +3
5	5	SCREAMING DIVA Robbie Dolan	2	65.1 1200m	0:11.36 1200m	0:12.62 [3] (0:12.62)	4.13L		0:36.47 +3
6	9	DESHORENTE Luke Tarrant	1	66.2 1200m	0:11.24 1200m	0:12.52 [5] (0:12.52)	4.23L		0:36.30 +0
7	8	MILEY'S MEMORY Michael Cahill	6	65.7 1200m	0:11.11 1200m	0:12.75 [2] (0:12.75)	4.54L		0:36.83 +1
8	11	LATE NIGHT DEVIL Corey Bayliss	7	63.7 1200m	0:11.51 1200m	0:12.71 [8] (0:12.71)	7.89L		0:36.33 +2
9	1	ON HARGRAVE Boris Thornton	10	66.4 1200m	0:11.24 1200m	0:13.71 [7] (0:13.71)	12.11L		0:37.33 +5
10	3	I'M A TINY DANCER Savannah McCann	8	64.3 1200m	0:11.49 1200m	0:12.58 [10] (0:12.58)	13.18L		0:36.71 +0

Scratched: Satashi (#2), Helen's Dream (#10), Hattusa (#6)

[] Ranking at each section and finish
 -:-:- No data available at this section
 NA No data available
 SCN Saddle cloth number
 DNF Did not finish
 DNT Did not track



Horse/Jockey Name	Alpha Jane
Final Rank	1
Fastest Section Time (Section)	0:11.38 (1200m)
Top Speed [km/h] (Section)	64.3 (1200m)
Race State	Finished

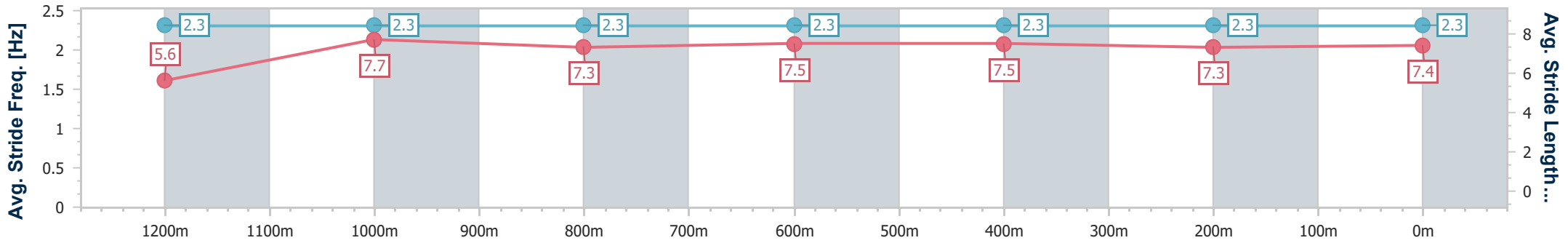
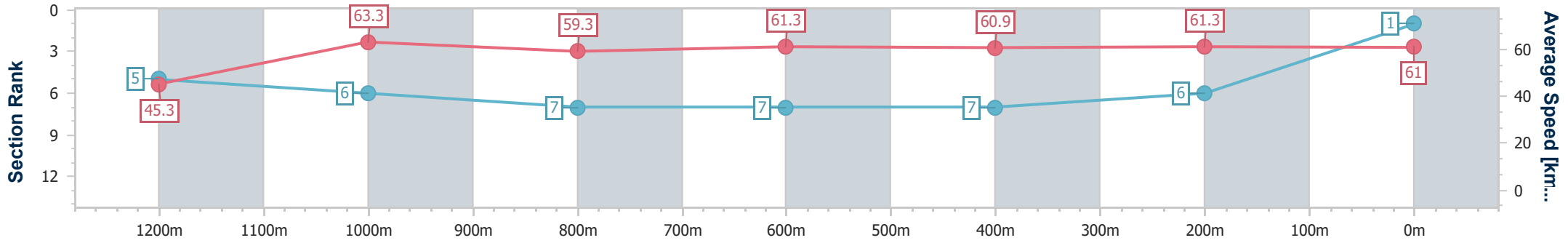


Ipswich QLD Professional
 Race 7: BARRIER REEF POOLS Fillies & Mares RATINGS
 BAND 0 - 58 Handicap - 1350m



15 February 2024 - 16:41
 Track Rating: Good 4, Weather: Overcast, Rail Position: +4.5m Entire

Section	Overall	1200m	1000m	800m	600m	400m	200m						
Section Times	1:22.35 [1] (0:11.94)	1:10.41 [5] (0:11.38)	0:59.03 [6] (0:12.14)	0:46.89 [7] (0:11.64)	0:35.25 [7] (0:11.76)	0:23.49 [7] (0:11.68)	0:11.81 [6] (0:11.81)						
Average Speed [km/h]	45.3	63.3	59.3	61.3	60.9	61.3	61.0						
Top Speed [km/h]	63.1	64.3	61.9	62.3	62.0	61.9	61.8						
Avg. Dist. to Rail [m]	3.3	1.1	0.8	1.5	1.5	0.7	0.6						
Avg. Stride Freq. [Hz]	2.3	2.3	2.3	2.3	2.3	2.3	2.3						
Avg. Stride Length [m]	5.6	7.7	7.3	7.5	7.5	7.3	7.4						



- [] Ranking at each section and finish
- .-.- No data available at this section
- NA No data available



Horse/Jockey Name	Stryking Princess
Final Rank	2
Fastest Section Time (Section)	0:11.23 (1200m)
Top Speed [km/h] (Section)	65.5 (1200m)
Race State	Finished

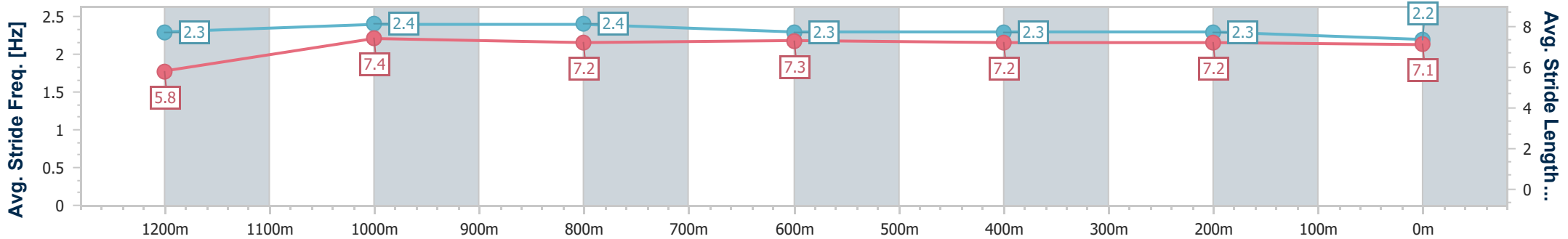
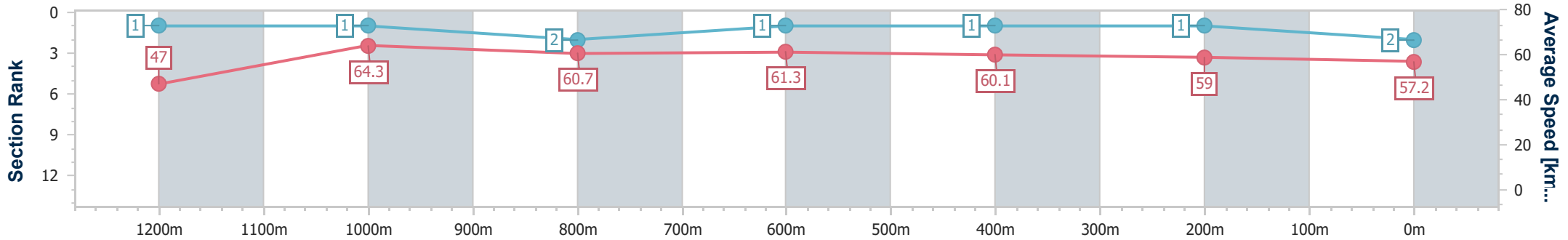


Ipswich QLD Professional
 Race 7: BARRIER REEF POOLS Fillies & Mares RATINGS
 BAND 0 - 58 Handicap - 1350m



15 February 2024 - 16:41
 Track Rating: Good 4, Weather: Overcast, Rail Position: +4.5m
 Entire

Section	Overall	1200m	1000m	800m	600m	400m	200m
Section Times	1:22.82 [2] (0:11.48)	1:11.34 [1] (0:11.23)	1:00.11 [1] (0:11.82)	0:48.29 [2] (0:11.69)	0:36.60 [1] (0:11.90)	0:24.70 [1] (0:12.11)	0:12.59 [1] (0:12.59)
Average Speed [km/h]	47.0	64.3	60.7	61.3	60.1	59.0	57.2
Top Speed [km/h]	65.2	65.5	62.2	62.1	60.6	59.9	58.2
Avg. Dist. to Rail [m]	7.8	1.6	0.9	1.4	1.5	1.3	2.1
Avg. Stride Freq. [Hz]	2.3	2.4	2.4	2.3	2.3	2.3	2.2
Avg. Stride Length [m]	5.8	7.4	7.2	7.3	7.2	7.2	7.1



- [] Ranking at each section and finish
- .-.- No data available at this section
- NA No data available



Horse/Jockey Name	Dragon Song
Final Rank	3
Fastest Section Time (Section)	0:11.33 (1200m)
Top Speed [km/h] (Section)	64.7 (1200m)
Race State	Finished



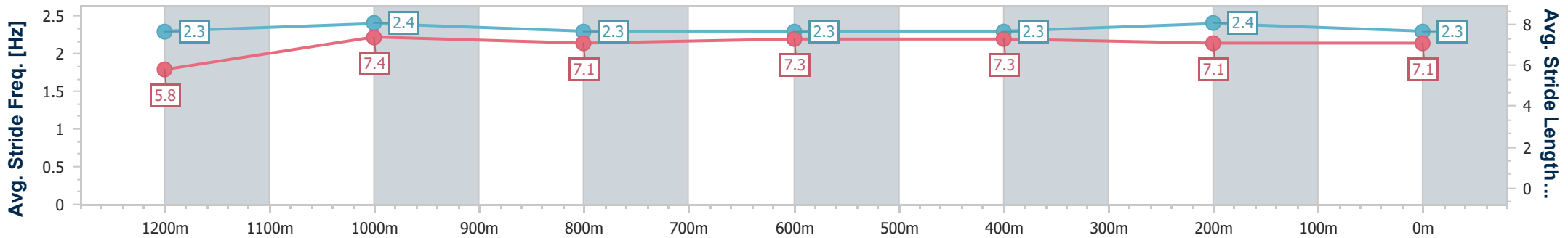
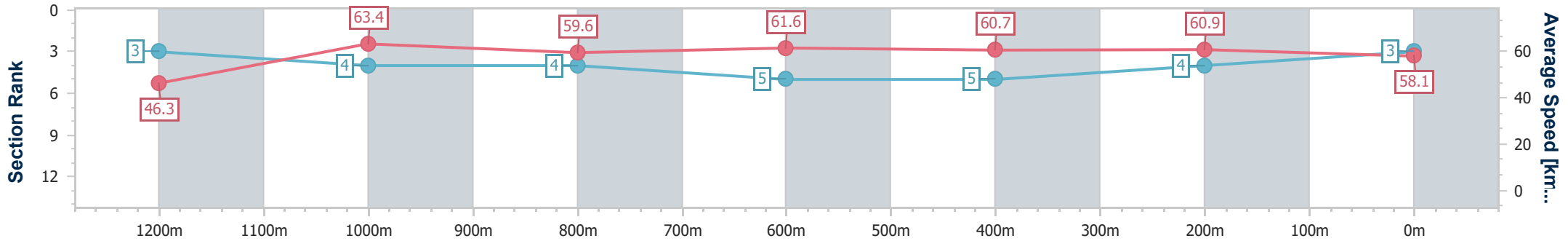
Ipswich QLD Professional
 Race 7: BARRIER REEF POOLS Fillies & Mares RATINGS
 BAND 0 - 58 Handicap - 1350m



15 February 2024 - 16:41

Track Rating: Good 4, Weather: Overcast, Rail Position: +4.5m Entire

Section	Overall	1200m	1000m	800m	600m	400m	200m
Section Times	1:22.88 [3] (0:11.71)	1:11.17 [3] (0:11.33)	0:59.84 [4] (0:12.06)	0:47.78 [4] (0:11.71)	0:36.07 [5] (0:11.82)	0:24.25 [5] (0:11.88)	0:12.37 [4] (0:12.37)
Average Speed [km/h]	46.3	63.4	59.6	61.6	60.7	60.9	58.1
Top Speed [km/h]	62.6	64.7	62.3	61.9	61.9	61.9	60.8
Avg. Dist. to Rail [m]	2.6	1.1	0.4	0.5	0.4	2.1	6.4
Avg. Stride Freq. [Hz]	2.3	2.4	2.3	2.3	2.3	2.4	2.3
Avg. Stride Length [m]	5.8	7.4	7.1	7.3	7.3	7.1	7.1



- [] Ranking at each section and finish
- .-.- No data available at this section
- NA No data available



Horse/Jockey Name	Reel Wild
Final Rank	4
Fastest Section Time (Section)	0:11.54 (1200m)
Top Speed [km/h] (Section)	63.3 (800m)
Race State	Finished

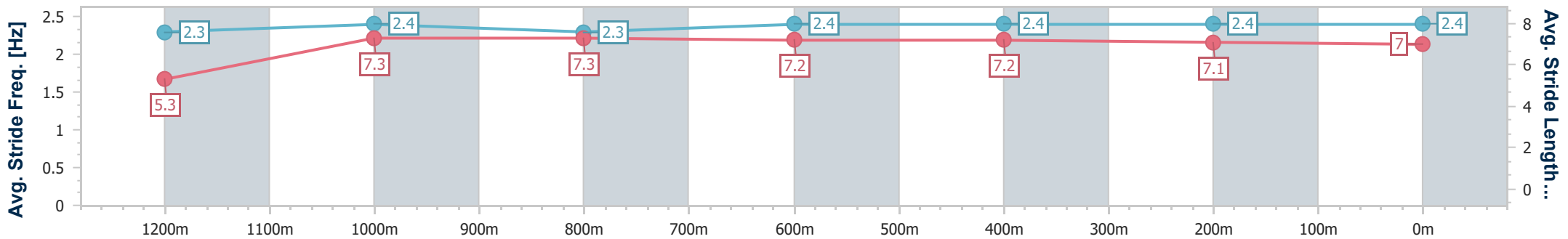
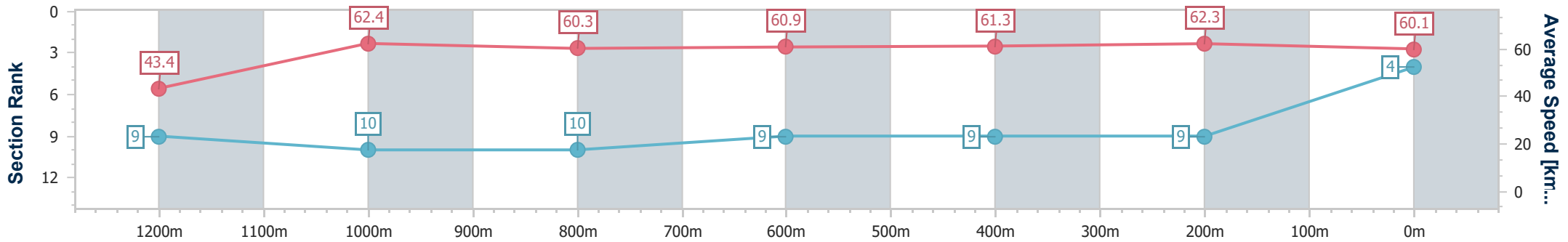


Ipswich QLD Professional
 Race 7: BARRIER REEF POOLS Fillies & Mares RATINGS
 BAND 0 - 58 Handicap - 1350m



15 February 2024 - 16:41
 Track Rating: Good 4, Weather: Overcast, Rail Position: +4.5m
 Entire

Section	Overall	1200m	1000m	800m	600m	400m	200m
Section Times	1:22.99 [4] (0:12.45)	1:10.54 [9] (0:11.54)	0:59.00 [10] (0:11.93)	0:47.07 [10] (0:11.79)	0:35.28 [9] (0:11.72)	0:23.56 [9] (0:11.59)	0:11.97 [9] (0:11.97)
Average Speed [km/h]	43.4	62.4	60.3	60.9	61.3	62.3	60.1
Top Speed [km/h]	60.7	63.1	62.8	63.3	62.5	63.3	62.0
Avg. Dist. to Rail [m]	1.9	0.8	0.6	0.9	0.2	1.9	7.7
Avg. Stride Freq. [Hz]	2.3	2.4	2.3	2.4	2.4	2.4	2.4
Avg. Stride Length [m]	5.3	7.3	7.3	7.2	7.2	7.1	7.0



- [] Ranking at each section and finish
- .-.- No data available at this section
- NA No data available



Horse/Jockey Name	Screaming Diva
Final Rank	5
Fastest Section Time (Section)	0:11.36 (1200m)
Top Speed [km/h] (Section)	65.1 (1200m)
Race State	Finished



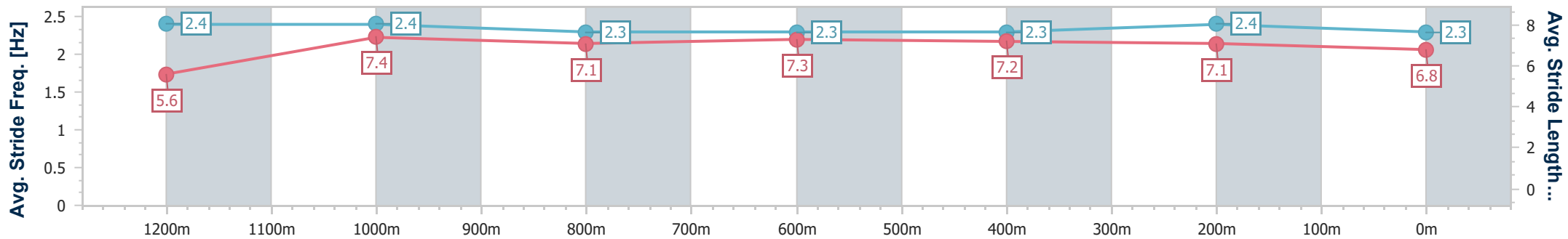
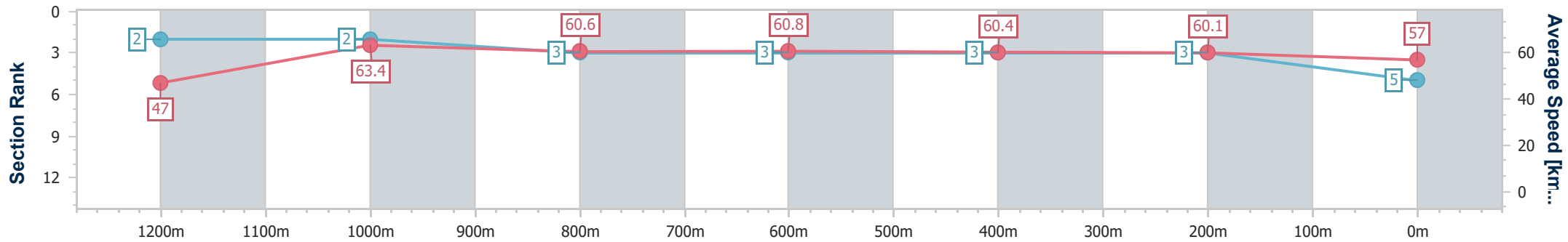
Ipswich QLD Professional
 Race 7: BARRIER REEF POOLS Fillies & Mares RATINGS
 BAND 0 - 58 Handicap - 1350m



15 February 2024 - 16:41

Track Rating: Good 4, Weather: Overcast, Rail Position: +4.5m Entire

Section	Overall	1200m	1000m	800m	600m	400m	200m
Section Times	1:23.05 [5] (0:11.53)	1:11.52 [2] (0:11.36)	1:00.16 [2] (0:11.88)	0:48.28 [3] (0:11.81)	0:36.47 [3] (0:11.83)	0:24.64 [3] (0:12.02)	0:12.62 [3] (0:12.62)
Average Speed [km/h]	47.0	63.4	60.6	60.8	60.4	60.1	57.0
Top Speed [km/h]	64.8	65.1	61.8	61.5	61.7	61.4	59.6
Avg. Dist. to Rail [m]	2.5	1.2	0.6	0.8	0.6	0.9	4.0
Avg. Stride Freq. [Hz]	2.4	2.4	2.3	2.3	2.3	2.4	2.3
Avg. Stride Length [m]	5.6	7.4	7.1	7.3	7.2	7.1	6.8



- [] Ranking at each section and finish
- .-.- No data available at this section
- NA No data available



Horse/Jockey Name	Deshorente
Final Rank	6
Fastest Section Time (Section)	0:11.24 (1200m)
Top Speed [km/h] (Section)	66.2 (1200m)
Race State	Finished

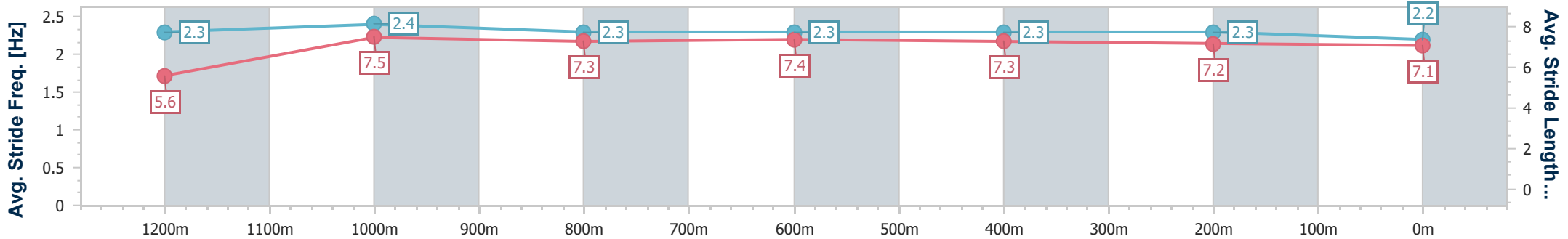
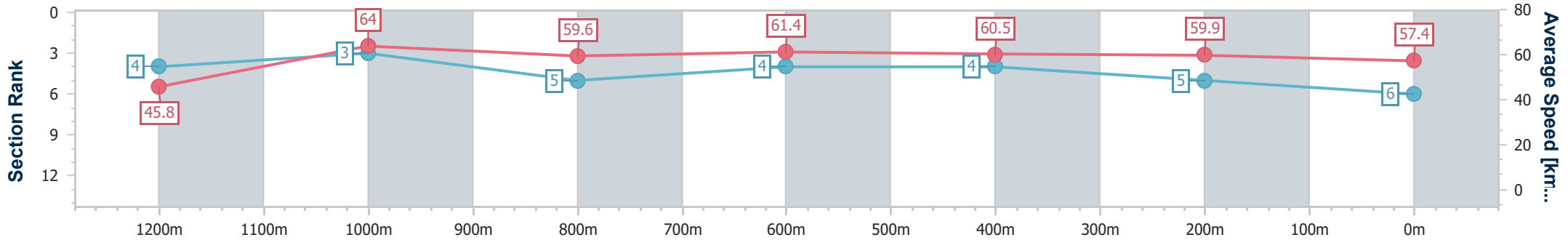


Ipswich QLD Professional
 Race 7: BARRIER REEF POOLS Fillies & Mares RATINGS
 BAND 0 - 58 Handicap - 1350m



15 February 2024 - 16:41
 Track Rating: Good 4, Weather: Overcast, Rail Position: +4.5m
 Entire

Section	Overall	1200m	1000m	800m	600m	400m	200m
Section Times	1:23.06 [6] (0:11.78)	1:11.28 [4] (0:11.24)	1:00.04 [3] (0:12.08)	0:47.96 [5] (0:11.66)	0:36.30 [4] (0:11.80)	0:24.50 [4] (0:11.98)	0:12.52 [5] (0:12.52)
Average Speed [km/h]	45.8	64.0	59.6	61.4	60.5	59.9	57.4
Top Speed [km/h]	62.0	66.2	61.2	62.0	61.7	60.3	59.4
Avg. Dist. to Rail [m]	1.1	0.5	0.5	1.0	1.5	1.7	1.5
Avg. Stride Freq. [Hz]	2.3	2.4	2.3	2.3	2.3	2.3	2.2
Avg. Stride Length [m]	5.6	7.5	7.3	7.4	7.3	7.2	7.1



- [] Ranking at each section and finish
- .-.- No data available at this section
- NA No data available



Horse/Jockey Name	Miley's Memory
Final Rank	7
Fastest Section Time (Section)	0:11.11 (1200m)
Top Speed [km/h] (Section)	65.7 (1200m)
Race State	Finished



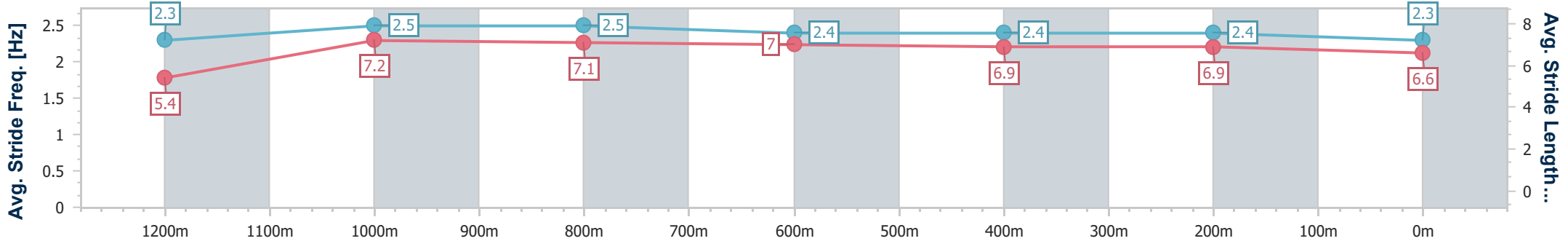
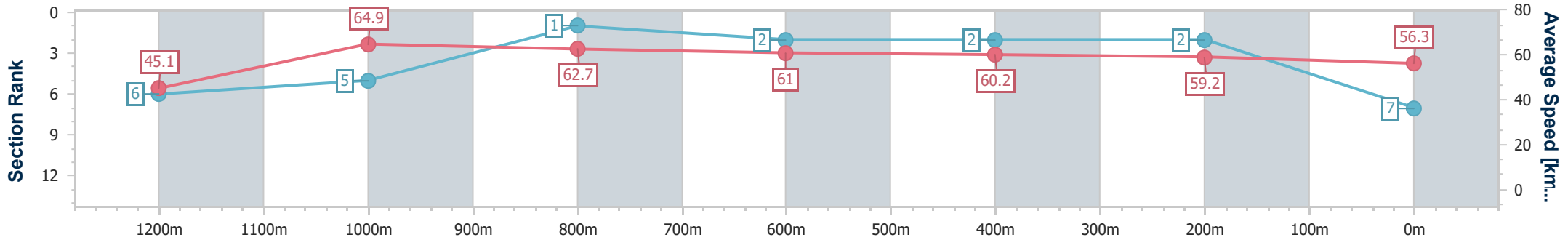
Ipswich QLD Professional
 Race 7: BARRIER REEF POOLS Fillies & Mares RATINGS
 BAND 0 - 58 Handicap - 1350m



15 February 2024 - 16:41

Track Rating: Good 4, Weather: Overcast, Rail Position: +4.5m Entire

Section	Overall	1200m	1000m	800m	600m	400m	200m
Section Times	1:23.12 [7] (0:11.98)	1:11.14 [6] (0:11.11)	1:00.03 [5] (0:11.42)	0:48.61 [1] (0:11.78)	0:36.83 [2] (0:11.91)	0:24.92 [2] (0:12.17)	0:12.75 [2] (0:12.75)
Average Speed [km/h]	45.1	64.9	62.7	61.0	60.2	59.2	56.3
Top Speed [km/h]	63.6	65.7	64.5	61.5	60.8	60.4	59.4
Avg. Dist. to Rail [m]	4.8	2.3	1.3	1.1	0.7	0.6	3.3
Avg. Stride Freq. [Hz]	2.3	2.5	2.5	2.4	2.4	2.4	2.3
Avg. Stride Length [m]	5.4	7.2	7.1	7.0	6.9	6.9	6.6



- [] Ranking at each section and finish
- .-.- No data available at this section
- NA No data available



Horse/Jockey Name	Late Night Devil
Final Rank	8
Fastest Section Time (Section)	0:11.51 (1200m)
Top Speed [km/h] (Section)	63.7 (1200m)
Race State	Finished

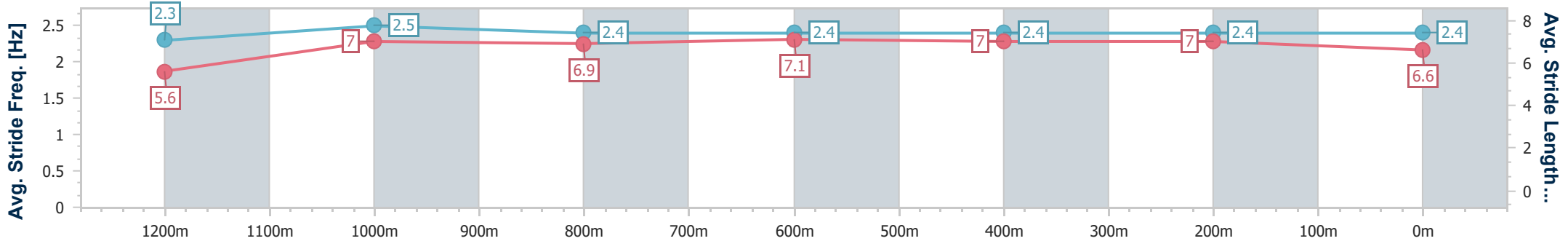
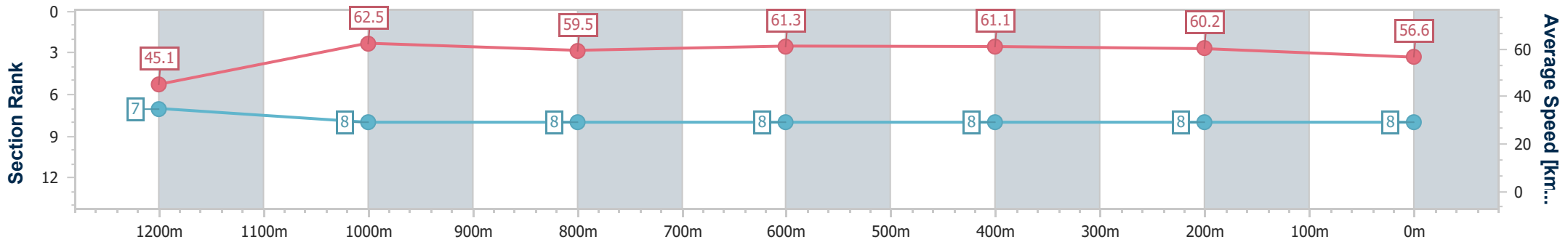


Ipswich QLD Professional
 Race 7: BARRIER REEF POOLS Fillies & Mares RATINGS
 BAND 0 - 58 Handicap - 1350m



15 February 2024 - 16:41
 Track Rating: Good 4, Weather: Overcast, Rail Position: +4.5m
 Entire

Section	Overall	1200m	1000m	800m	600m	400m	200m
Section Times	1:23.69 [8] (0:12.04)	1:11.65 [7] (0:11.51)	1:00.14 [8] (0:12.09)	0:48.05 [8] (0:11.72)	0:36.33 [8] (0:11.72)	0:24.61 [8] (0:11.90)	0:12.71 [8] (0:12.71)
Average Speed [km/h]	45.1	62.5	59.5	61.3	61.1	60.2	56.6
Top Speed [km/h]	59.5	63.7	62.2	61.9	61.9	61.0	59.4
Avg. Dist. to Rail [m]	6.0	1.5	0.4	0.6	0.8	1.0	1.4
Avg. Stride Freq. [Hz]	2.3	2.5	2.4	2.4	2.4	2.4	2.4
Avg. Stride Length [m]	5.6	7.0	6.9	7.1	7.0	7.0	6.6



- [] Ranking at each section and finish
- .-.- No data available at this section
- NA No data available



Horse/Jockey Name	On Hargrave
Final Rank	9
Fastest Section Time (Section)	0:11.24 (1200m)
Top Speed [km/h] (Section)	66.4 (1200m)
Race State	Finished



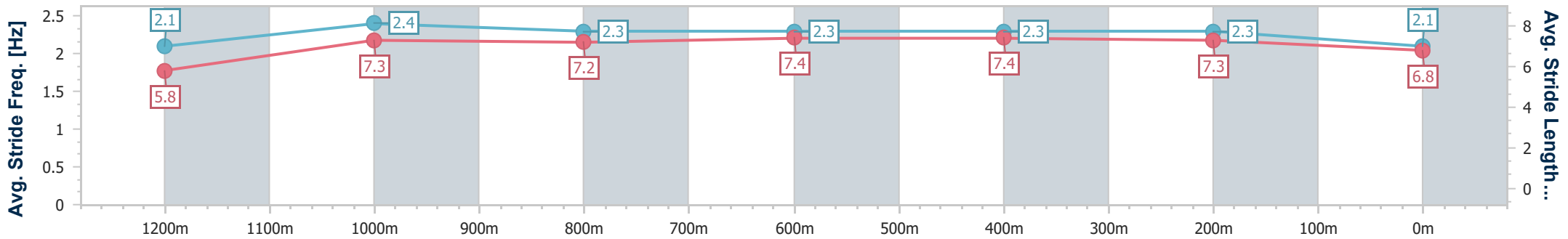
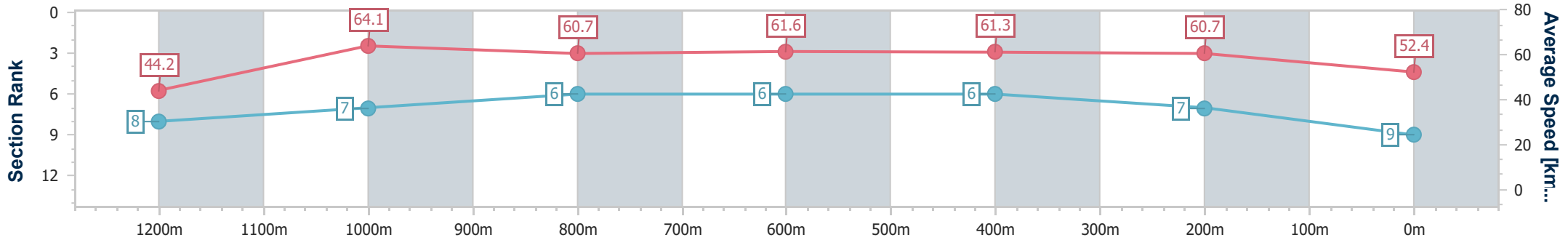
Ipswich QLD Professional
 Race 7: BARRIER REEF POOLS Fillies & Mares RATINGS
 BAND 0 - 58 Handicap - 1350m



15 February 2024 - 16:41

Track Rating: Good 4, Weather: Overcast, Rail Position: +4.5m Entire

Section	Overall	1200m	1000m	800m	600m	400m	200m
Section Times	1:24.40 [9] (0:12.27)	1:12.13 [8] (0:11.24)	1:00.89 [7] (0:11.87)	0:49.02 [6] (0:11.69)	0:37.33 [6] (0:11.73)	0:25.60 [6] (0:11.89)	0:13.71 [7] (0:13.71)
Average Speed [km/h]	44.2	64.1	60.7	61.6	61.3	60.7	52.4
Top Speed [km/h]	59.7	66.4	63.3	62.0	62.2	61.1	59.7
Avg. Dist. to Rail [m]	7.2	2.1	0.7	0.2	0.4	1.8	4.6
Avg. Stride Freq. [Hz]	2.1	2.4	2.3	2.3	2.3	2.3	2.1
Avg. Stride Length [m]	5.8	7.3	7.2	7.4	7.4	7.3	6.8



- [] Ranking at each section and finish
- .-.- No data available at this section
- NA No data available



Horse/Jockey Name	I'm A Tiny Dancer
Final Rank	10
Fastest Section Time (Section)	0:11.49 (1200m)
Top Speed [km/h] (Section)	64.3 (1200m)
Race State	Finished



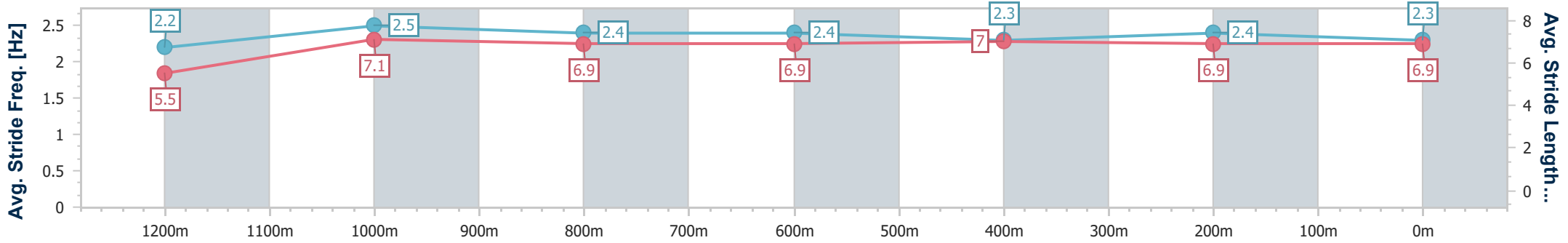
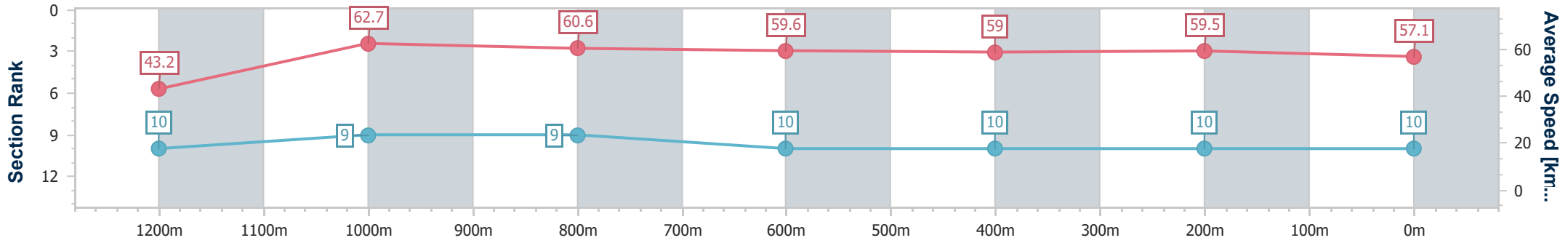
Ipswich QLD Professional
 Race 7: BARRIER REEF POOLS Fillies & Mares RATINGS
 BAND 0 - 58 Handicap - 1350m



15 February 2024 - 16:41

Track Rating: Good 4, Weather: Overcast, Rail Position: +4.5m Entire

Section	Overall	1200m	1000m	800m	600m	400m	200m
Section Times	1:24.59 [10] (0:12.45)	1:12.14 [10] (0:11.49)	1:00.65 [9] (0:11.86)	0:48.79 [9] (0:12.08)	0:36.71 [10] (0:12.10)	0:24.61 [10] (0:12.03)	0:12.58 [10] (0:12.58)
Average Speed [km/h]	43.2	62.7	60.6	59.6	59.0	59.5	57.1
Top Speed [km/h]	60.8	64.3	63.0	61.8	59.5	60.3	59.4
Avg. Dist. to Rail [m]	3.7	0.7	0.5	0.3	1.2	1.9	1.2
Avg. Stride Freq. [Hz]	2.2	2.5	2.4	2.4	2.3	2.4	2.3
Avg. Stride Length [m]	5.5	7.1	6.9	6.9	7.0	6.9	6.9



- [] Ranking at each section and finish
- .-.- No data available at this section
- NA No data available