

Track Rating: Good 4, Weather: Overcast, Rail Position: +4.5m Entire

Section													
Field Times		Overall	1200m	1000m	800m	600m	400m	Last 600m					
		1:22.19 (0:11.34)	1:10.85 (0:10.74)	1:00.11 (0:11.45)	0:48.66 (0:11.80)	0:36.86 (0:12.21)	0:24.65 (0:12.26)	0:36.86					
Rank	TAB	Horse/Jockey	Barrier	Top Speed [km/h]	Fastest Section							Distance Travelled [m]	
1	2	<b>SIAN STAR</b> Jai Williams	14	65.9 1200m	0:11.23 1200m	1:22.19 [1] (0:11.67)	1:10.52 [6] (0:11.23)	0:59.29 [6] (0:11.49)	0:47.80 [6] (0:11.56)	0:36.24 [5] (0:11.97)	0:24.27 [5] (0:11.92)	0:36.24	
2	9	<b>QUEST OF QUESTS</b> Emily Lang	7	66.0 1200m	0:11.31 1200m	1:22.33 [2] (0:11.59)	1:10.74 [5] (0:11.31)	0:59.43 [5] (0:11.38)	0:48.05 [5] (0:11.74)	0:36.31 [7] (0:12.08)	0:24.23 [8] (0:12.03)	0:36.31	-3
3	15	<b>SUKICHE</b> Samantha Collett	3	66.4 1200m	0:11.08 1200m	1:22.53 [3] (0:11.59)	1:10.94 [4] (0:11.08)	0:59.86 [4] (0:11.35)	0:48.51 [4] (0:11.68)	0:36.83 [3] (0:12.10)	0:24.73 [3] (0:12.03)	0:36.83	-5
4	1	<b>JUNGLE FEVER</b> Adin Thompson	11	69.5 1200m	0:10.71 1200m	1:22.63 [4] (0:11.37)	1:11.26 [2] (0:10.71)	1:00.55 [1] (0:11.56)	0:48.99 [2] (0:11.92)	0:37.07 [2] (0:11.98)	0:25.09 [1] (0:12.26)	0:37.07	-5
5	3	<b>STORMTROOPER</b> Shania Willis	12	67.9 1200m	0:10.82 1200m	1:22.79 [5] (0:11.34)	1:11.45 [1] (0:10.82)	1:00.63 [3] (0:11.72)	0:48.91 [3] (0:11.89)	0:37.02 [4] (0:12.06)	0:24.96 [4] (0:12.20)	0:37.02	-4
6	7	<b>NEOCLASSICISM</b> Sean Cormack	5	66.4 1000m	0:11.12 1200m	1:22.80 [6] (0:11.99)	1:10.81 [9] (0:11.12)	0:59.69 [8] (0:11.35)	0:48.34 [7] (0:11.53)	0:36.81 [6] (0:11.99)	0:24.82 [6] (0:12.07)	0:36.81	-6
7	6	<b>GOLLY HUTT</b> Jim Byrne	4	65.0 1000m	0:11.34 1200m	1:22.83 [7] (0:11.74)	1:11.09 [7] (0:11.34)	0:59.75 [7] (0:11.41)	0:48.34 [8] (0:11.68)	0:36.66 [8] (0:12.12)	0:24.54 [10] (0:12.14)	0:36.66	-1
8	14	<b>HERECUM DA DRUMS</b> Taylor Marshall	2	65.3 1200m	0:11.19 1200m	1:23.02 [8] (0:12.21)	1:10.81 [11] (0:11.19)	0:59.62 [11] (0:11.33)	0:48.29 [9] (0:11.52)	0:36.77 [10] (0:12.02)	0:24.75 [9] (0:12.18)	0:36.77	-7
9	8	<b>CAPITEEL</b> Boris Thornton	10	65.4 1200m	0:11.28 1200m	1:23.05 [9] (0:12.25)	1:10.80 [12] (0:11.28)	0:59.52 [12] (0:11.47)	0:48.05 [12] (0:11.54)	0:36.51 [12] (0:11.85)	0:24.66 [12] (0:12.05)	0:36.51	-5
10	16	<b>SALT AND PEPPER</b> Mark Du Plessis	8	66.6 1200m	0:11.17 1200m	1:23.07 [10] (0:12.13)	1:10.94 [10] (0:11.17)	0:59.77 [9] (0:11.47)	0:48.30 [10] (0:11.40)	0:36.90 [8] (0:11.86)	0:25.04 [7] (0:12.21)	0:36.90	-1

Scratched: Street Fighter (#13), The Golden Soul (#10), Boulanger (#4), Ilfracombe Kid (#11)



**Ipswich QLD Professional**  
**Race 8: GREAT NORTHERN Colts, Geldings & Entires RATINGS BAND 0**  
**- 58 Handicap - 1350m**  
**15 February 2024 - 17:20**



Track Rating: Good 4, Weather: Overcast, Rail Position: +4.5m Entire

Section		Overall	1200m	1000m	800m	600m	400m	Last 600m
Field Times		1:22.19 (0:11.34)	1:10.85 (0:10.74)	1:00.11 (0:11.45)	0:48.66 (0:11.80)	0:36.86 (0:12.21)	0:24.65 (0:12.26)	0:36.86

Rank	TAB	Horse/Jockey	Barrier	Top Speed [km/h]	Fastest Section	Overall	1200m	1000m	800m	600m	400m	Last 600m	Distance Travelled [m]
11	12	<b>BAMBALAM</b>	9	64.7	0:11.35	1:23.21 [11]	1:11.24 [8]	0:59.89 [10]	0:48.41 [11]	0:36.81 [11]	0:24.90 [11]	0:36.81	+3
		Casey Waddell		1200m	1200m	(0:11.97)	(0:11.35)	(0:11.48)	(0:11.60)	(0:11.91)	(0:12.26)		
12	5	<b>DARKENED DESTINY</b>	6	69.0	0:10.71	1:23.91 [12]	1:12.51 [3]	1:01.80 [2]	0:50.38 [1]	0:38.58 [1]	0:26.36 [2]	0:38.58	-8
		Anna Bakos		1200m	1200m	(0:11.40)	(0:10.71)	(0:11.42)	(0:11.80)	(0:12.22)	(0:12.55)		

Scratched: Street Fighter (#13), The Golden Soul (#10), Boulanger (#4), Ilfracombe Kid (#11)

Track Rating: Good 4, Weather: Overcast, Rail Position: +4.5m Entire

Section							200m			Last 600m
Field Times							0:12.39 (0:12.39)			0:36.86
Rank	TAB	Horse/Jockey	Barrier	Top Speed [km/h]	Fastest Section	Margin			Distance Travelled [m]	
1	2	<b>SIAN STAR</b>	14	65.9	0:11.23	0:12.35 [3]	1:22.19		0:36.24	
		Jai Williams		1200m	1200m	(0:12.35)				
2	9	<b>QUEST OF QUESTS</b>	7	66.0	0:11.31	0:12.20 [7]	0.83L		0:36.31 -3	
		Emily Lang		1200m	1200m	(0:12.20)				
3	15	<b>SUKICHE</b>	3	66.4	0:11.08	0:12.70 [2]	1.98L		0:36.83 -5	
		Samantha Collett		1200m	1200m	(0:12.70)				
4	1	<b>JUNGLE FEVER</b>	11	69.5	0:10.71	0:12.83 [1]	2.62L		0:37.07 -5	
		Adin Thompson		1200m	1200m	(0:12.83)				
5	3	<b>STORMTROOPER</b>	12	67.9	0:10.82	0:12.76 [4]	3.53L		0:37.02 -4	
		Shania Willis		1200m	1200m	(0:12.76)				
6	7	<b>NEOCLASSICISM</b>	5	66.4	0:11.12	0:12.75 [5]	3.61L		0:36.81 -6	
		Sean Cormack		1000m	1200m	(0:12.75)				
7	6	<b>GOLLY HUTT</b>	4	65.0	0:11.34	0:12.40 [9]	3.76L		0:36.66 -1	
		Jim Byrne		1000m	1200m	(0:12.40)				
8	14	<b>HERECUM DA DRUMS</b>	2	65.3	0:11.19	0:12.57 [11]	4.87L		0:36.77 -7	
		Taylor Marshall		1200m	1200m	(0:12.57)				
9	8	<b>CAPITEEL</b>	10	65.4	0:11.28	0:12.61 [10]	5.09L		0:36.51 -5	
		Boris Thornton		1200m	1200m	(0:12.61)				
10	16	<b>SALT AND PEPPER</b>	8	66.6	0:11.17	0:12.83 [8]	5.18L		0:36.90 -1	
		Mark Du Plessis		1200m	1200m	(0:12.83)				

Scratched: Street Fighter (#13), The Golden Soul (#10), Boulanger (#4), Ilfracombe Kid (#11)



**Ipswich QLD Professional**  
**Race 8: GREAT NORTHERN Colts, Geldings & Entires RATINGS BAND 0**  
**- 58 Handicap - 1350m**  
**15 February 2024 - 17:20**



Track Rating: Good 4, Weather: Overcast, Rail Position: +4.5m Entire

Section				200m				Last 600m		
Field Times				0:12.39 (0:12.39)				0:36.86		
Rank	TAB	Horse/Jockey	Barrier	Top Speed [km/h]	Fastest Section	Margin			Distance Travelled [m]	
11	12	<b>BAMBALAM</b>	9	64.7	0:11.35	0:12.64 [12]	6.02L		0:36.81	+3
		Casey Waddell		1200m	1200m	(0:12.64)				
12	5	<b>DARKENED DESTINY</b>	6	69.0	0:10.71	0:13.81 [6]	10.14L		0:38.58	-8
		Anna Bakos		1200m	1200m	(0:13.81)				

Scratched: Street Fighter (#13), The Golden Soul (#10), Boulanger (#4), Ilfracombe Kid (#11)

[ ] Ranking at each section and finish  
 -:-:- No data available at this section  
 NA No data available

SCN Saddle cloth number  
 DNF Did not finish  
 DNT Did not track



Horse/Jockey Name	Sian Star
Final Rank	1
Fastest Section Time (Section)	0:11.23 (1200m)
Top Speed [km/h] (Section)	65.9 (1200m)
Race State	Finished



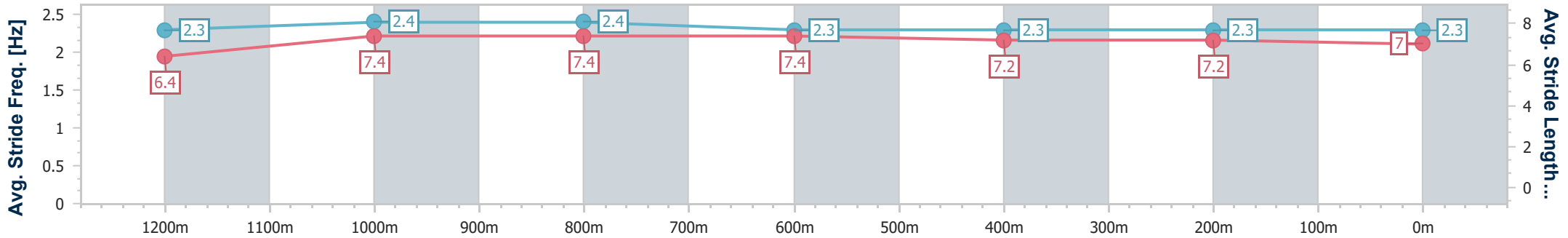
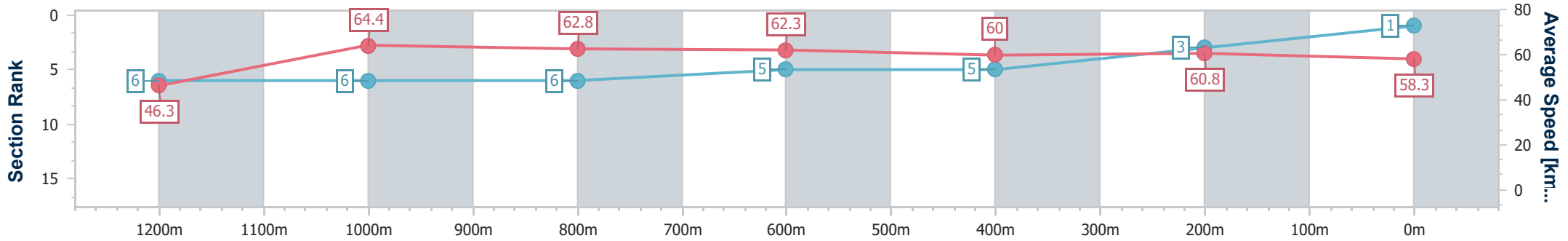
Ipswich QLD Professional  
 Race 8: GREAT NORTHERN Colts, Geldings & Entires  
 RATINGS BAND 0 - 58 Handicap - 1350m



15 February 2024 - 17:20

Track Rating: Good 4, Weather: Overcast, Rail Position: +4.5m  
 Entire

Section	Overall	1200m	1000m	800m	600m	400m	200m
Section Times	1:22.19 [1] (0:11.67)	1:10.52 [6] (0:11.23)	0:59.29 [6] (0:11.49)	0:47.80 [6] (0:11.56)	0:36.24 [5] (0:11.97)	0:24.27 [5] (0:11.92)	0:12.35 [3] (0:12.35)
Average Speed [km/h]	46.3	64.4	62.8	62.3	60.0	60.8	58.3
Top Speed [km/h]	64.9	65.9	63.9	63.2	61.9	61.8	61.6
Avg. Dist. to Rail [m]	8.8	2.6	1.1	0.2	0.2	2.1	3.8
Avg. Stride Freq. [Hz]	2.3	2.4	2.4	2.3	2.3	2.3	2.3
Avg. Stride Length [m]	6.4	7.4	7.4	7.4	7.2	7.2	7.0



- [ ] Ranking at each section and finish
- .-.- No data available at this section
- NA No data available



Horse/Jockey Name	Quest Of Quests
Final Rank	2
Fastest Section Time (Section)	0:11.31 (1200m)
Top Speed [km/h] (Section)	66.0 (1200m)
Race State	Finished

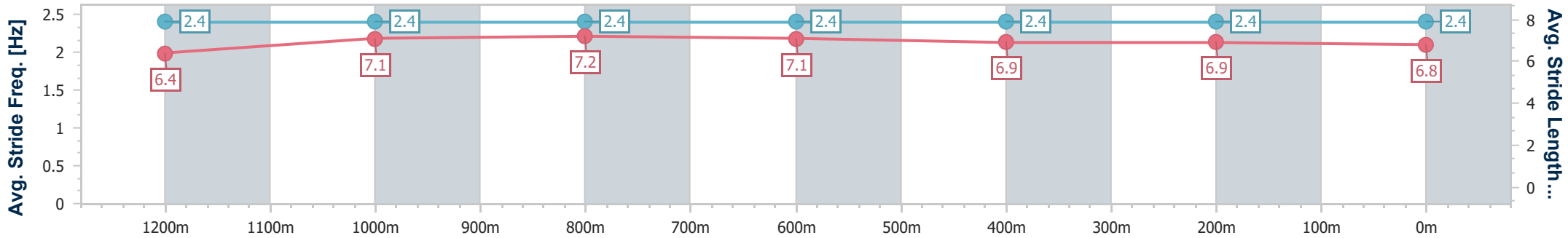
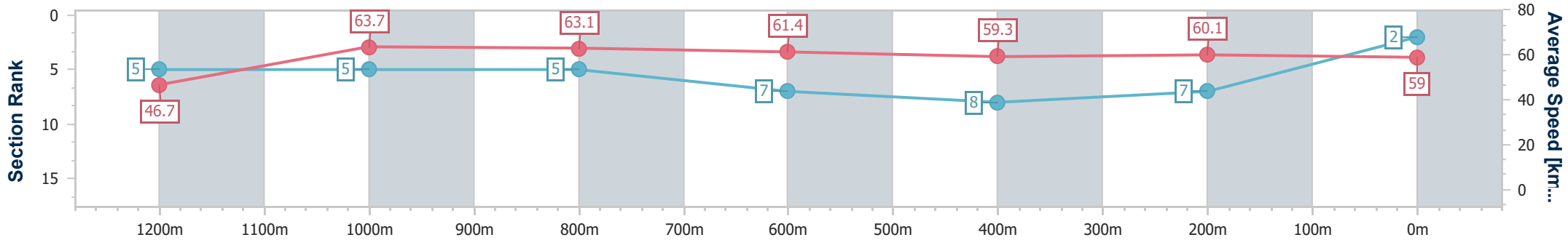


Ipswich QLD Professional  
 Race 8: GREAT NORTHERN Colts, Geldings & Entires  
 RATINGS BAND 0 - 58 Handicap - 1350m



15 February 2024 - 17:20  
 Track Rating: Good 4, Weather: Overcast, Rail Position: +4.5m  
 Entire

Section	Overall	1200m	1000m	800m	600m	400m	200m						
Section Times	1:22.33 [2] (0:11.59)	1:10.74 [5] (0:11.31)	0:59.43 [5] (0:11.38)	0:48.05 [5] (0:11.74)	0:36.31 [7] (0:12.08)	0:24.23 [8] (0:12.03)	0:12.20 [7] (0:12.20)						
Average Speed [km/h]	46.7	63.7	63.1	61.4	59.3	60.1	59.0						
Top Speed [km/h]	63.5	66.0	64.8	62.8	60.8	60.7	59.8						
Avg. Dist. to Rail [m]	4.5	1.8	0.4	0.2	0.5	2.3	5.5						
Avg. Stride Freq. [Hz]	2.4	2.4	2.4	2.4	2.4	2.4	2.4						
Avg. Stride Length [m]	6.4	7.1	7.2	7.1	6.9	6.9	6.8						



- [ ] Ranking at each section and finish
- .-.- No data available at this section
- NA No data available



Horse/Jockey Name	Sukiche
Final Rank	3
Fastest Section Time (Section)	0:11.08 (1200m)
Top Speed [km/h] (Section)	66.4 (1200m)
Race State	Finished



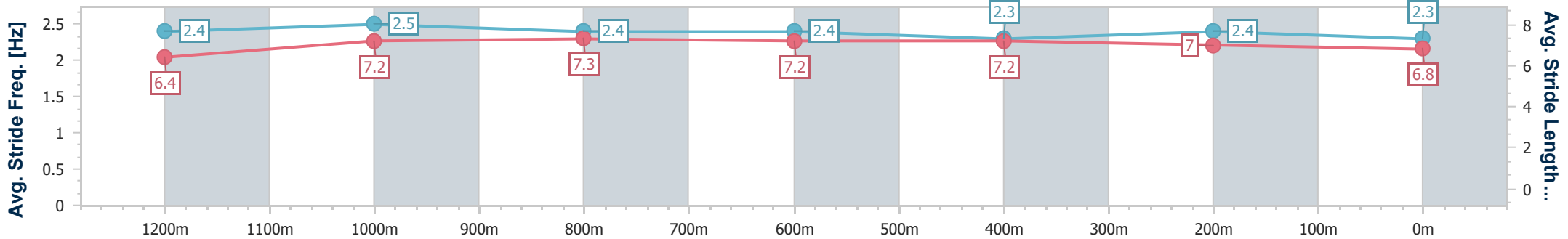
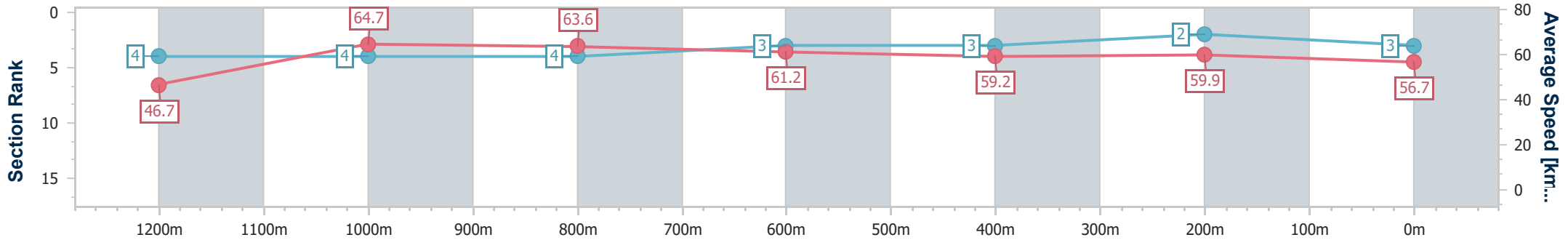
Ipswich QLD Professional  
 Race 8: GREAT NORTHERN Colts, Geldings & Entires  
 RATINGS BAND 0 - 58 Handicap - 1350m



15 February 2024 - 17:20

Track Rating: Good 4, Weather: Overcast, Rail Position: +4.5m  
 Entire

Section	Overall	1200m	1000m	800m	600m	400m	200m
Section Times	1:22.53 [3] (0:11.59)	1:10.94 [4] (0:11.08)	0:59.86 [4] (0:11.35)	0:48.51 [4] (0:11.68)	0:36.83 [3] (0:12.10)	0:24.73 [3] (0:12.03)	0:12.70 [2] (0:12.70)
Average Speed [km/h]	46.7	64.7	63.6	61.2	59.2	59.9	56.7
Top Speed [km/h]	64.2	66.4	65.3	63.5	59.9	60.7	60.1
Avg. Dist. to Rail [m]	1.2	0.6	0.6	1.0	1.2	0.9	3.1
Avg. Stride Freq. [Hz]	2.4	2.5	2.4	2.4	2.3	2.4	2.3
Avg. Stride Length [m]	6.4	7.2	7.3	7.2	7.2	7.0	6.8



- [ ] Ranking at each section and finish
- .-.- No data available at this section
- NA No data available



Horse/Jockey Name	Jungle Fever
Final Rank	4
Fastest Section Time (Section)	0:10.71 (1200m)
Top Speed [km/h] (Section)	69.5 (1200m)
Race State	Finished



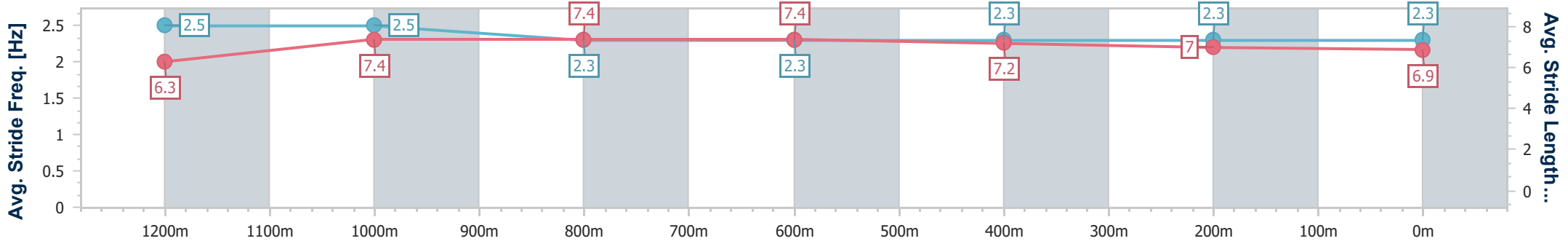
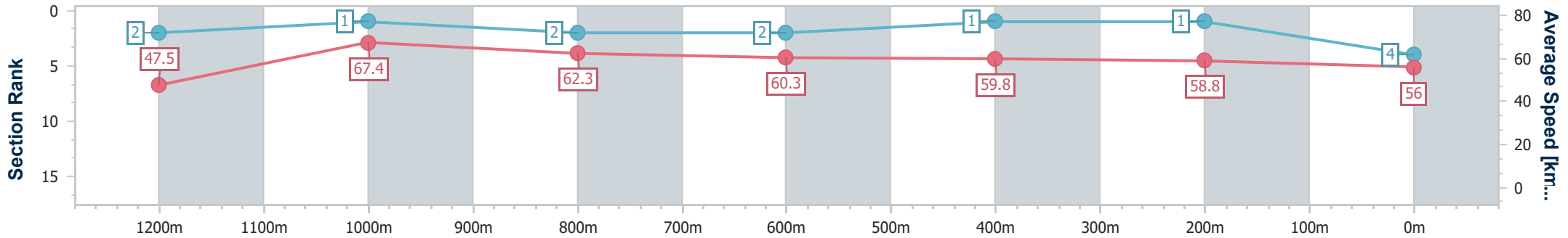
Ipswich QLD Professional  
 Race 8: GREAT NORTHERN Colts, Geldings & Entires  
 RATINGS BAND 0 - 58 Handicap - 1350m



15 February 2024 - 17:20

Track Rating: Good 4, Weather: Overcast, Rail Position: +4.5m  
 Entire

Section	Overall	1200m	1000m	800m	600m	400m	200m
Section Times	1:22.63 [4] (0:11.37)	1:11.26 [2] (0:10.71)	1:00.55 [1] (0:11.56)	0:48.99 [2] (0:11.92)	0:37.07 [2] (0:11.98)	0:25.09 [1] (0:12.26)	0:12.83 [1] (0:12.83)
Average Speed [km/h]	47.5	67.4	62.3	60.3	59.8	58.8	56.0
Top Speed [km/h]	66.6	69.5	64.5	61.2	61.3	61.2	57.6
Avg. Dist. to Rail [m]	7.8	2.0	0.4	1.1	0.6	0.7	1.3
Avg. Stride Freq. [Hz]	2.5	2.5	2.3	2.3	2.3	2.3	2.3
Avg. Stride Length [m]	6.3	7.4	7.4	7.4	7.2	7.0	6.9



- [ ] Ranking at each section and finish
- .-.- No data available at this section
- NA No data available





Horse/Jockey Name	Stormtrooper
Final Rank	5
Fastest Section Time (Section)	0:10.82 (1200m)
Top Speed [km/h] (Section)	67.9 (1200m)
Race State	Finished



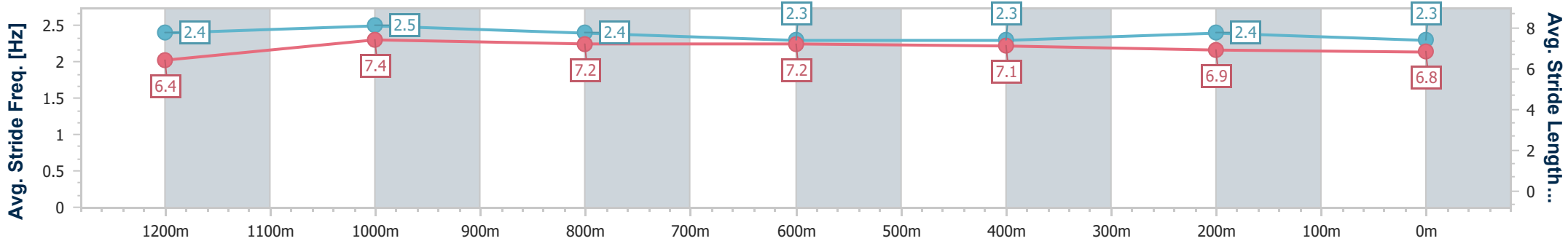
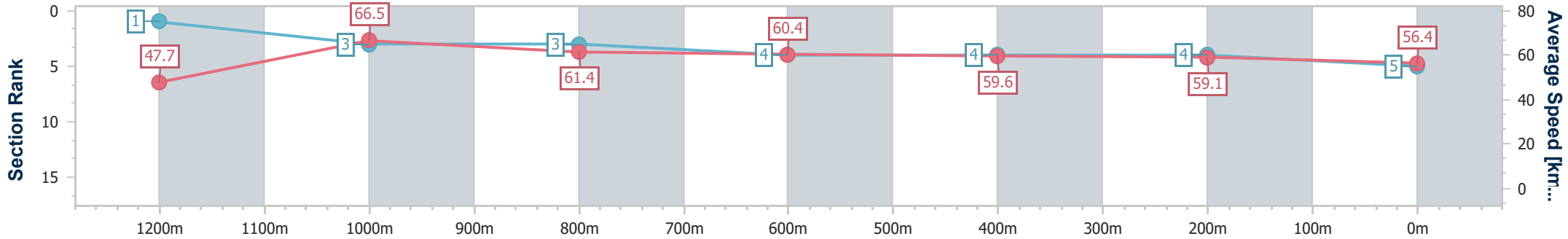
Ipswich QLD Professional  
 Race 8: GREAT NORTHERN Colts, Geldings & Entires  
 RATINGS BAND 0 - 58 Handicap - 1350m



15 February 2024 - 17:20

Track Rating: Good 4, Weather: Overcast, Rail Position: +4.5m  
 Entire

Section	Overall	1200m	1000m	800m	600m	400m	200m
Section Times	1:22.79 [5] (0:11.34)	1:11.45 [1] (0:10.82)	1:00.63 [3] (0:11.72)	0:48.91 [3] (0:11.89)	0:37.02 [4] (0:12.06)	0:24.96 [4] (0:12.20)	0:12.76 [4] (0:12.76)
Average Speed [km/h]	47.7	66.5	61.4	60.4	59.6	59.1	56.4
Top Speed [km/h]	64.9	67.9	66.2	62.3	60.7	60.1	58.3
Avg. Dist. to Rail [m]	8.6	2.7	0.5	0.8	0.5	1.3	2.8
Avg. Stride Freq. [Hz]	2.4	2.5	2.4	2.3	2.3	2.4	2.3
Avg. Stride Length [m]	6.4	7.4	7.2	7.2	7.1	6.9	6.8



- [ ] Ranking at each section and finish
- .-.- No data available at this section
- NA No data available



Horse/Jockey Name	Neoclassicism
Final Rank	6
Fastest Section Time (Section)	0:11.12 (1200m)
Top Speed [km/h] (Section)	66.4 (1000m)
Race State	Finished

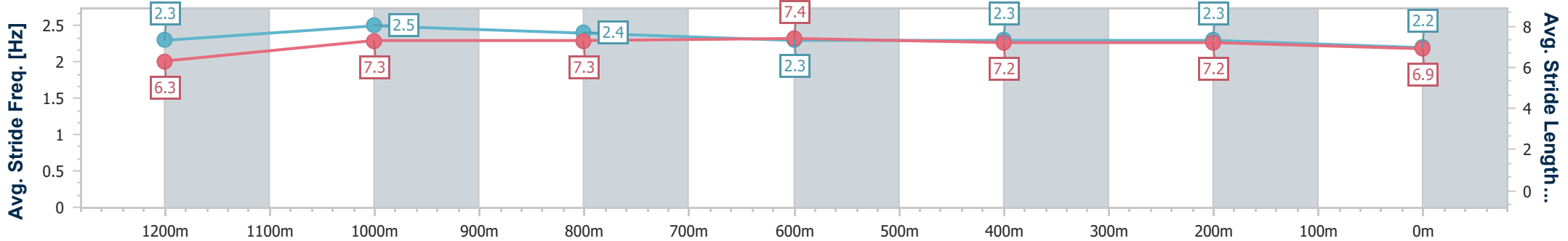
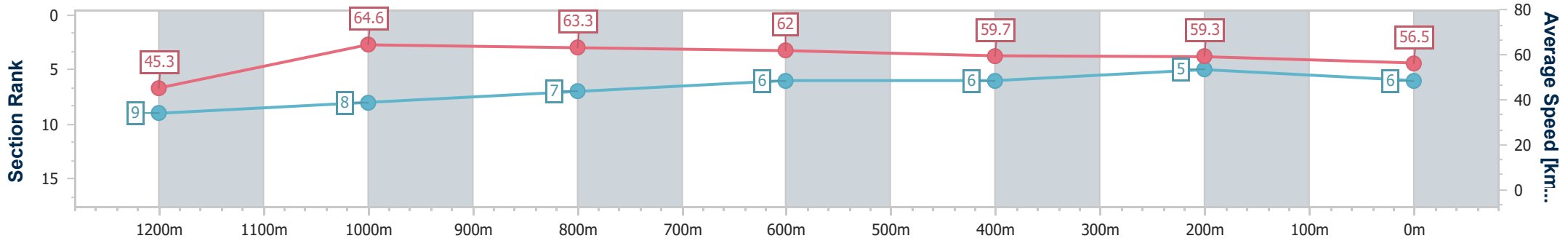


Ipswich QLD Professional  
 Race 8: GREAT NORTHERN Colts, Geldings & Entires  
 RATINGS BAND 0 - 58 Handicap - 1350m



15 February 2024 - 17:20  
 Track Rating: Good 4, Weather: Overcast, Rail Position: +4.5m  
 Entire

Section	Overall	1200m	1000m	800m	600m	400m	200m
Section Times	1:22.80 [6] (0:11.99)	1:10.81 [9] (0:11.12)	0:59.69 [8] (0:11.35)	0:48.34 [7] (0:11.53)	0:36.81 [6] (0:11.99)	0:24.82 [6] (0:12.07)	0:12.75 [5] (0:12.75)
Average Speed [km/h]	45.3	64.6	63.3	62.0	59.7	59.3	56.5
Top Speed [km/h]	63.0	66.4	66.4	63.7	60.4	60.1	59.1
Avg. Dist. to Rail [m]	3.9	0.9	1.1	1.8	1.6	0.7	0.4
Avg. Stride Freq. [Hz]	2.3	2.5	2.4	2.3	2.3	2.3	2.2
Avg. Stride Length [m]	6.3	7.3	7.3	7.4	7.2	7.2	6.9



- [ ] Ranking at each section and finish
- .-.- No data available at this section
- NA No data available



Horse/Jockey Name	Golly Hutt
Final Rank	7
Fastest Section Time (Section)	0:11.34 (1200m)
Top Speed [km/h] (Section)	65.0 (1000m)
Race State	Finished

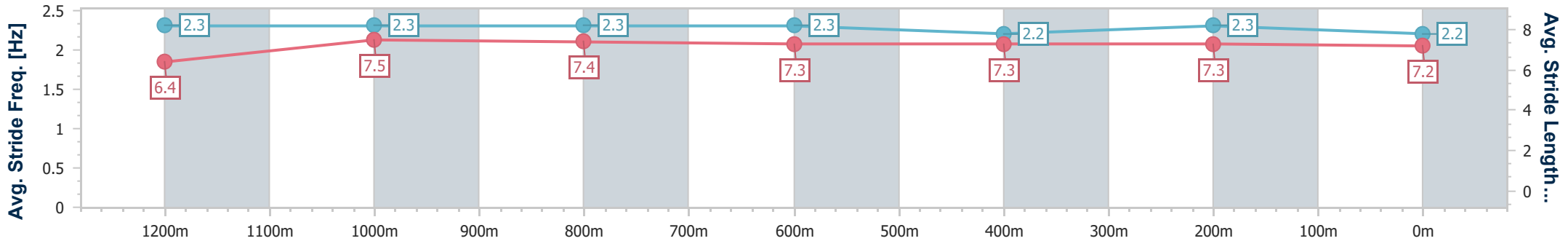
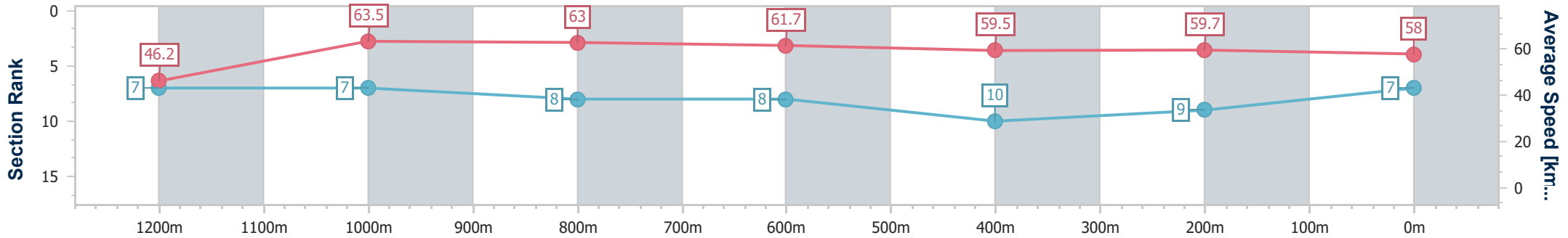


Ipswich QLD Professional  
 Race 8: GREAT NORTHERN Colts, Geldings & Entires  
 RATINGS BAND 0 - 58 Handicap - 1350m



15 February 2024 - 17:20  
 Track Rating: Good 4, Weather: Overcast, Rail Position: +4.5m  
 Entire

Section	Overall	1200m	1000m	800m	600m	400m	200m						
Section Times	1:22.83 [7] (0:11.74)	1:11.09 [7] (0:11.34)	0:59.75 [7] (0:11.41)	0:48.34 [8] (0:11.68)	0:36.66 [8] (0:12.12)	0:24.54 [10] (0:12.14)	0:12.40 [9] (0:12.40)						
Average Speed [km/h]	46.2	63.5	63.0	61.7	59.5	59.7	58.0						
Top Speed [km/h]	62.2	64.6	65.0	63.0	60.4	60.9	59.3						
Avg. Dist. to Rail [m]	2.9	1.7	0.4	0.2	0.6	2.4	4.9						
Avg. Stride Freq. [Hz]	2.3	2.3	2.3	2.3	2.2	2.3	2.2						
Avg. Stride Length [m]	6.4	7.5	7.4	7.3	7.3	7.3	7.2						



- [ ] Ranking at each section and finish
- .-.- No data available at this section
- NA No data available



Horse/Jockey Name	Herecum da Drums
Final Rank	8
Fastest Section Time (Section)	0:11.19 (1200m)
Top Speed [km/h] (Section)	65.3 (1200m)
Race State	Finished

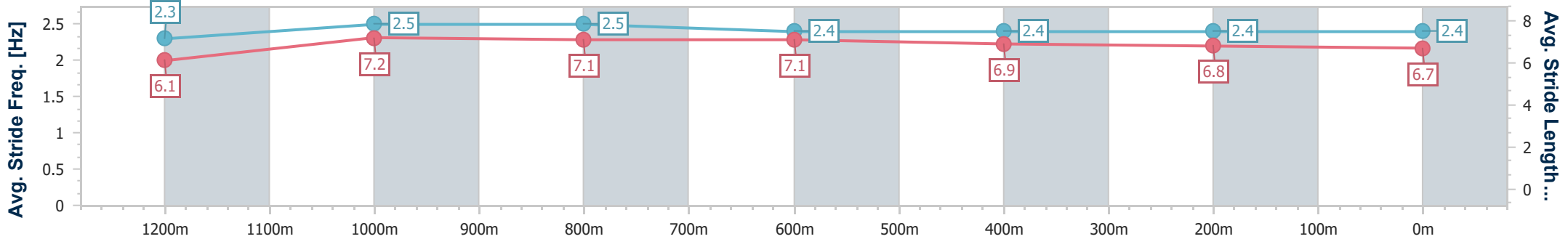
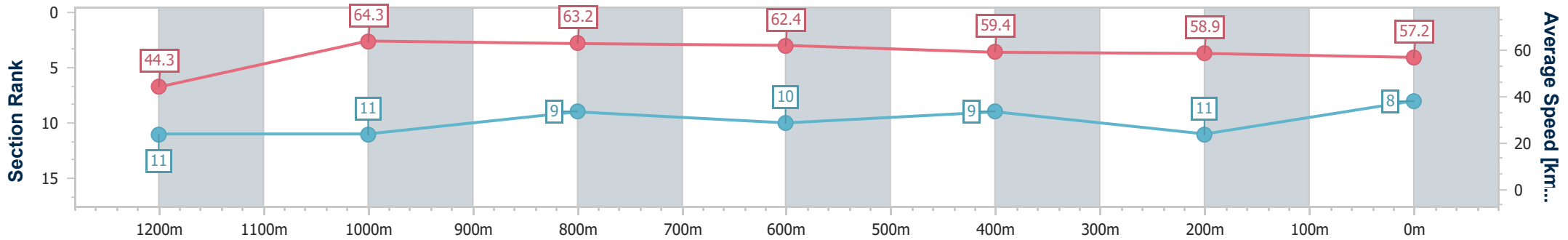


Ipswich QLD Professional  
 Race 8: GREAT NORTHERN Colts, Geldings & Entires  
 RATINGS BAND 0 - 58 Handicap - 1350m



15 February 2024 - 17:20  
 Track Rating: Good 4, Weather: Overcast, Rail Position: +4.5m  
 Entire

Section	Overall	1200m	1000m	800m	600m	400m	200m
Section Times	1:23.02 [8] (0:12.21)	1:10.81 [11] (0:11.19)	0:59.62 [11] (0:11.33)	0:48.29 [9] (0:11.52)	0:36.77 [10] (0:12.02)	0:24.75 [9] (0:12.18)	0:12.57 [11] (0:12.57)
Average Speed [km/h]	44.3	64.3	63.2	62.4	59.4	58.9	57.2
Top Speed [km/h]	62.2	65.3	65.0	63.1	60.2	59.3	58.9
Avg. Dist. to Rail [m]	1.0	0.8	0.9	1.4	1.5	1.3	0.7
Avg. Stride Freq. [Hz]	2.3	2.5	2.5	2.4	2.4	2.4	2.4
Avg. Stride Length [m]	6.1	7.2	7.1	7.1	6.9	6.8	6.7



- [ ] Ranking at each section and finish
- .-.- No data available at this section
- NA No data available



Horse/Jockey Name	Capiteel
Final Rank	9
Fastest Section Time (Section)	0:11.28 (1200m)
Top Speed [km/h] (Section)	65.4 (1200m)
Race State	Finished



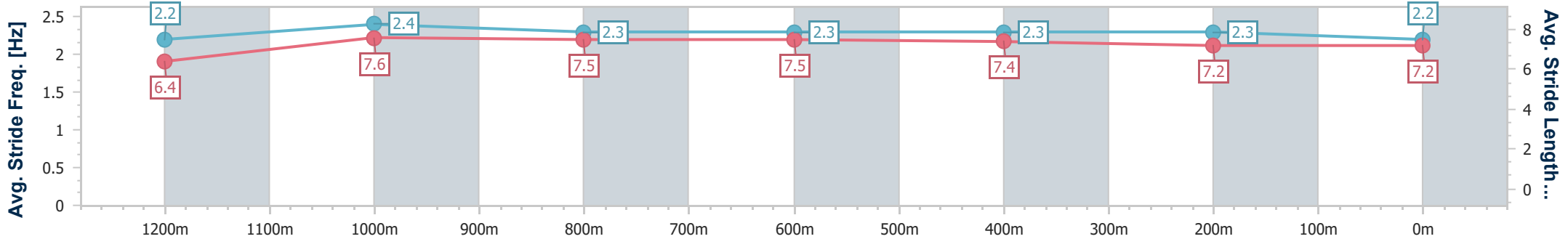
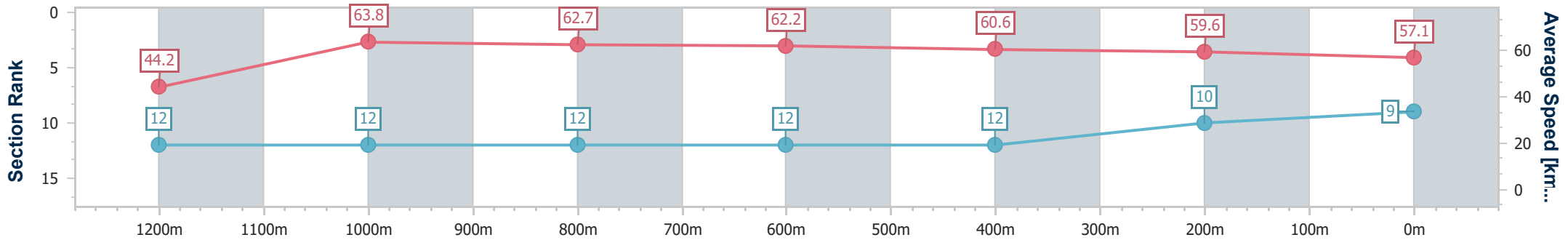
Ipswich QLD Professional  
 Race 8: GREAT NORTHERN Colts, Geldings & Entires  
 RATINGS BAND 0 - 58 Handicap - 1350m



15 February 2024 - 17:20

Track Rating: Good 4, Weather: Overcast, Rail Position: +4.5m  
 Entire

Section	Overall	1200m	1000m	800m	600m	400m	200m
Section Times	1:23.05 [9] (0:12.25)	1:10.80 [12] (0:11.28)	0:59.52 [12] (0:11.47)	0:48.05 [12] (0:11.54)	0:36.51 [12] (0:11.85)	0:24.66 [12] (0:12.05)	0:12.61 [10] (0:12.61)
Average Speed [km/h]	44.2	63.8	62.7	62.2	60.6	59.6	57.1
Top Speed [km/h]	62.2	65.4	64.6	63.3	61.7	60.4	59.4
Avg. Dist. to Rail [m]	6.5	1.9	0.4	0.7	0.6	0.7	1.6
Avg. Stride Freq. [Hz]	2.2	2.4	2.3	2.3	2.3	2.3	2.2
Avg. Stride Length [m]	6.4	7.6	7.5	7.5	7.4	7.2	7.2



- [ ] Ranking at each section and finish
- .-.- No data available at this section
- NA No data available



Horse/Jockey Name	Salt And Pepper
Final Rank	10
Fastest Section Time (Section)	0:11.17 (1200m)
Top Speed [km/h] (Section)	66.6 (1200m)
Race State	Finished

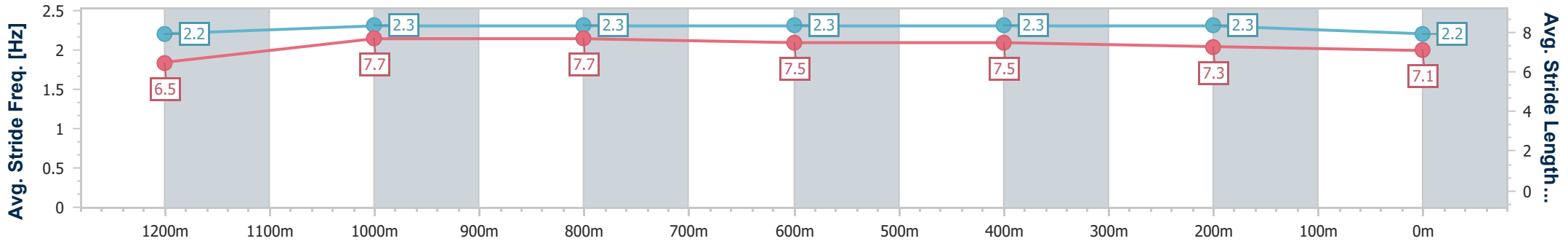
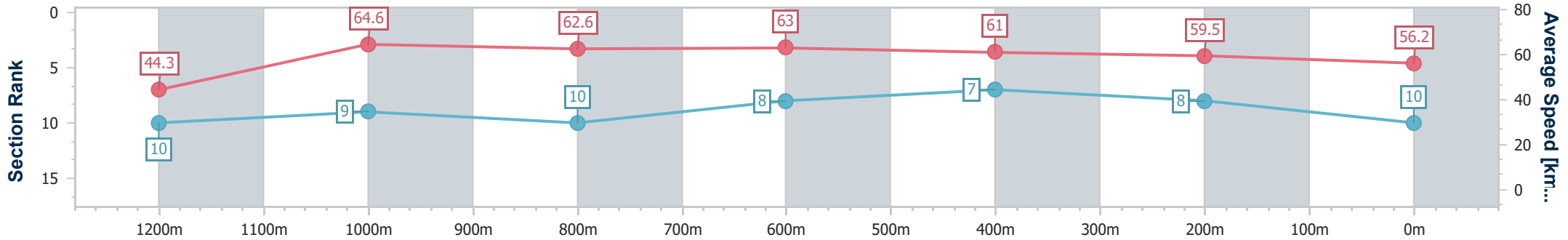


Ipswich QLD Professional  
 Race 8: GREAT NORTHERN Colts, Geldings & Entires  
 RATINGS BAND 0 - 58 Handicap - 1350m



15 February 2024 - 17:20  
 Track Rating: Good 4, Weather: Overcast, Rail Position: +4.5m  
 Entire

Section	Overall	1200m	1000m	800m	600m	400m	200m
Section Times	1:23.07 [10] (0:12.13)	1:10.94 [10] (0:11.17)	0:59.77 [9] (0:11.47)	0:48.30 [10] (0:11.40)	0:36.90 [8] (0:11.86)	0:25.04 [7] (0:12.21)	0:12.83 [8] (0:12.83)
Average Speed [km/h]	44.3	64.6	62.6	63.0	61.0	59.5	56.2
Top Speed [km/h]	62.1	66.6	64.9	63.9	62.5	60.8	58.0
Avg. Dist. to Rail [m]	4.2	0.7	0.7	0.5	1.2	3.7	6.4
Avg. Stride Freq. [Hz]	2.2	2.3	2.3	2.3	2.3	2.3	2.2
Avg. Stride Length [m]	6.5	7.7	7.7	7.5	7.5	7.3	7.1



- [ ] Ranking at each section and finish
- .-.- No data available at this section
- NA No data available



Horse/Jockey Name	Bambalam
Final Rank	11
Fastest Section Time (Section)	0:11.35 (1200m)
Top Speed [km/h] (Section)	64.7 (1200m)
Race State	Finished

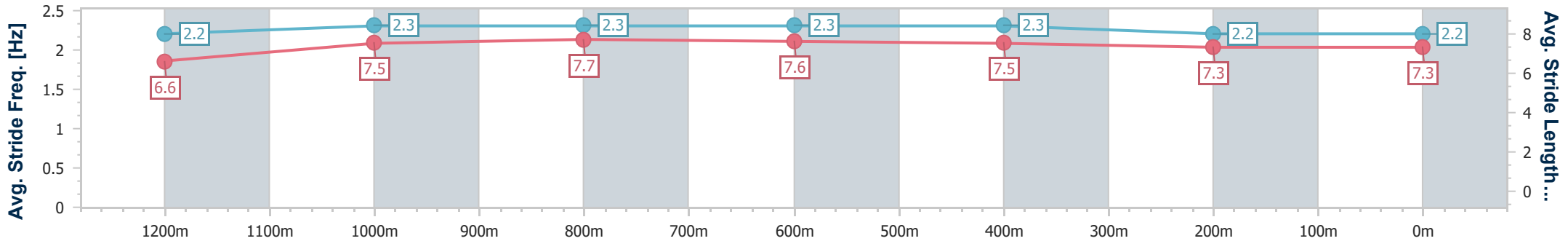
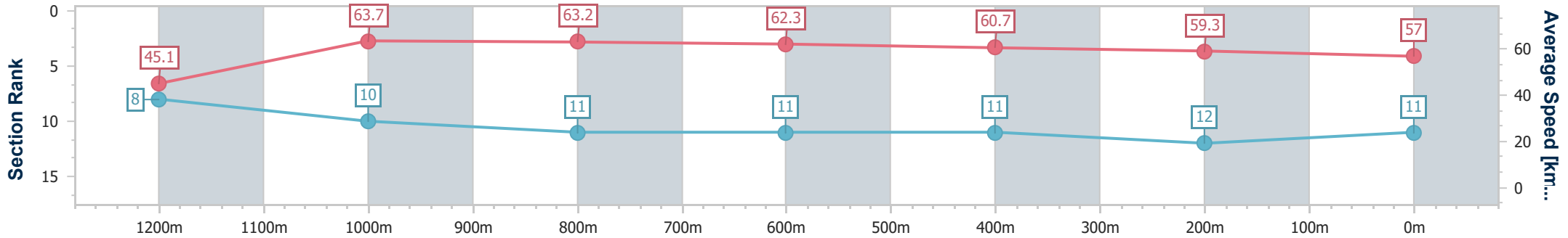


Ipswich QLD Professional  
 Race 8: GREAT NORTHERN Colts, Geldings & Entires  
 RATINGS BAND 0 - 58 Handicap - 1350m



15 February 2024 - 17:20  
 Track Rating: Good 4, Weather: Overcast, Rail Position: +4.5m  
 Entire

Section	Overall	1200m	1000m	800m	600m	400m	200m
Section Times	1:23.21 [11] (0:11.97)	1:11.24 [8] (0:11.35)	0:59.89 [10] (0:11.48)	0:48.41 [11] (0:11.60)	0:36.81 [11] (0:11.91)	0:24.90 [11] (0:12.26)	0:12.64 [12] (0:12.64)
Average Speed [km/h]	45.1	63.7	63.2	62.3	60.7	59.3	57.0
Top Speed [km/h]	62.6	64.7	63.8	62.7	62.0	60.8	59.0
Avg. Dist. to Rail [m]	6.6	3.3	2.0	1.1	1.4	3.6	5.3
Avg. Stride Freq. [Hz]	2.2	2.3	2.3	2.3	2.3	2.2	2.2
Avg. Stride Length [m]	6.6	7.5	7.7	7.6	7.5	7.3	7.3



- [ ] Ranking at each section and finish
- .-.- No data available at this section
- NA No data available



Horse/Jockey Name	Darkened Destiny
Final Rank	12
Fastest Section Time (Section)	0:10.71 (1200m)
Top Speed [km/h] (Section)	69.0 (1200m)
Race State	Finished

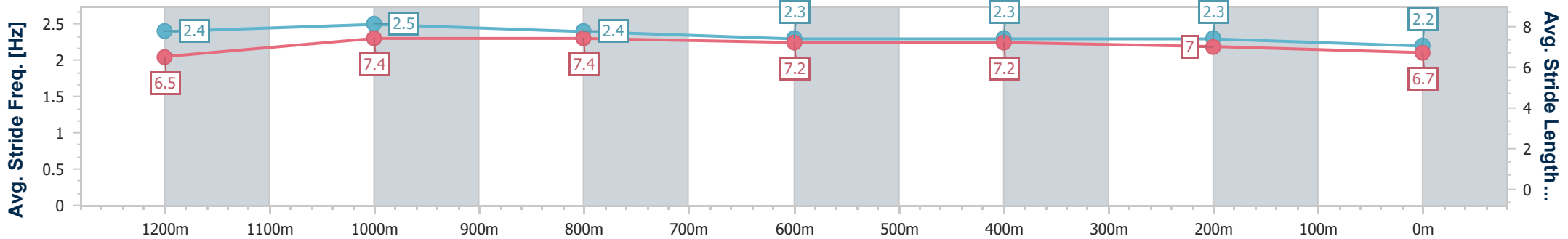
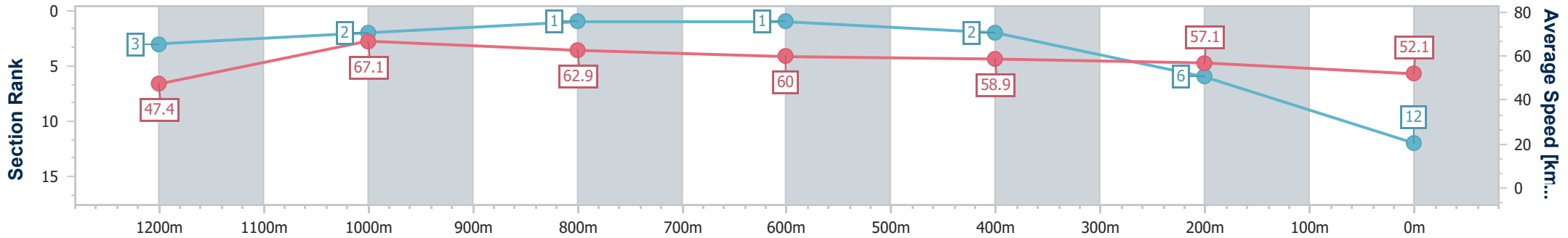


Ipswich QLD Professional  
 Race 8: GREAT NORTHERN Colts, Geldings & Entires  
 RATINGS BAND 0 - 58 Handicap - 1350m



15 February 2024 - 17:20  
 Track Rating: Good 4, Weather: Overcast, Rail Position: +4.5m  
 Entire

Section	Overall	1200m	1000m	800m	600m	400m	200m
Section Times	1:23.91 [12] (0:11.40)	1:12.51 [3] (0:10.71)	1:01.80 [2] (0:11.42)	0:50.38 [1] (0:11.80)	0:38.58 [1] (0:12.22)	0:26.36 [2] (0:12.55)	0:13.81 [6] (0:13.81)
Average Speed [km/h]	47.4	67.1	62.9	60.0	58.9	57.1	52.1
Top Speed [km/h]	66.0	69.0	65.8	60.9	60.6	58.9	55.3
Avg. Dist. to Rail [m]	3.7	0.7	1.6	2.0	1.5	1.6	1.3
Avg. Stride Freq. [Hz]	2.4	2.5	2.4	2.3	2.3	2.3	2.2
Avg. Stride Length [m]	6.5	7.4	7.4	7.2	7.2	7.0	6.7



- [ ] Ranking at each section and finish
- .-.- No data available at this section
- NA No data available