



Rockhampton QLD

Race 5: TAB BENCHMARK 55 Handicap - 1600m

16 February 2024 - 2:36PM



Track Rating: Soft 7, Weather: Unknown, Rail Position: +3.5m

Section								Overall	L1400	L1200	L1000	L800	L600		
Field Times								1:36.72 (0:13.02)	1:23.70 (0:11.03)	1:12.68 (0:11.65)	1:01.03 (0:12.09)	0:48.94 (0:12.50)	0:36.44 (0:11.75)		
Position	#	Horse/Jockey	Barrier	Top Speed [km/h]	Fastest Section	First 400m								Distance Travelled From Winner [m]	
1	6	YUBETIDO Warwick Satherley	8	65.3 1400-1200	0:11.28 600-400	0:25.41	1:36.72 (0:14.03)	1:22.69 [9] (0:11.38)	1:11.31 [9] (0:11.51)	0:59.80 [9] (0:12.26)	0:47.54 [9] (0:12.12)	0:35.42 [8] (0:11.28)			
2	4	ROY'S ROAD Les Tilley	5	65.8 1400-1200	0:11.17 1400-1200	0:24.65	1:36.72 (0:13.48)	1:23.24 [6] (0:11.17)	1:12.07 [5] (0:11.68)	1:00.39 [5] (0:12.12)	0:48.27 [5] (0:12.46)	0:35.81 [5] (0:11.56)		+0	
3	9	SOFTEN IT UP Karl Zechner	3	65.3 1600-1400	0:11.23 1400-1200	0:24.53	1:36.87 (0:13.30)	1:23.57 [4] (0:11.23)	1:12.34 [4] (0:11.68)	1:00.66 [4] (0:12.13)	0:48.53 [4] (0:12.38)	0:36.15 [3] (0:11.77)		-1	
4	3	POET'S DAY Ashley Butler	2	66.7 1600-1400	0:11.07 1400-1200	0:24.08	1:37.19 (0:13.01)	1:24.18 [1] (0:11.07)	1:13.11 [2] (0:11.60)	1:01.51 [1] (0:12.09)	0:49.42 [1] (0:12.51)	0:36.91 [1] (0:11.74)		+1	
5	2	KNOWITALL JACK Ryan Wiggins	10	67.8 1600-1400	0:10.96 1400-1200	0:24.04	1:37.27 (0:13.08)	1:24.19 [2] (0:10.96)	1:13.23 [1] (0:11.77)	1:01.46 [2] (0:12.16)	0:49.30 [2] (0:12.48)	0:36.82 [2] (0:11.75)		+4	
6	10	ORCA Adam Sewell	9	65.1 1400-1200	0:11.28 1400-1200	0:25.02	1:37.73 (0:13.74)	1:23.99 [8] (0:11.28)	1:12.71 [8] (0:11.56)	1:01.14 [7] (0:12.21)	0:48.93 [7] (0:12.32)	0:36.61 [7] (0:11.66)		+3	
7	7	SHADOW PROJECT Justin Stanley	1	63.9 1400-1200	0:11.39 1400-1200	0:24.74	1:38.24 (0:13.35)	1:24.89 [5] (0:11.39)	1:13.50 [6] (0:11.76)	1:01.74 [6] (0:12.19)	0:49.55 [6] (0:12.37)	0:37.18 [6] (0:11.74)		-2	
8	8	MOHAHNA Tasha Chambers	7	64.7 1400-1200	0:11.26 1400-1200	0:24.99	1:38.27 (0:13.73)	1:24.54 [7] (0:11.26)	1:13.28 [7] (0:11.76)	1:01.52 [8] (0:12.28)	0:49.23 [8] (0:12.28)	0:36.95 [9] (0:11.71)		+0	
9	1	EDGE OF DREAMS Tahlia Fenlon	6	65.5 1400-1200	0:11.17 1400-1200	0:24.36	1:38.60 (0:13.19)	1:25.41 [3] (0:11.17)	1:14.24 [3] (0:11.77)	1:02.47 [3] (0:12.19)	0:50.28 [3] (0:12.47)	0:37.81 [4] (0:11.84)		-1	

Scratched: Vana Star (#5)

- [] Position in running at each section and finish
- # Saddle cloth number
- :-:- No data available at this section
- █ Background shading for fastest section
- NA No data available



Rockhampton QLD

Race 5: TAB BENCHMARK 55 Handicap - 1600m

16 February 2024 - 2:36PM



Track Rating: Soft 7, Weather: Unknown, Rail Position: +3.5m

Section				L400	L200								
Field Times				0:24.69 (0:12.09)	0:12.60 (0:12.60)								
Position	#	Horse/Jockey	Barrier	Top Speed [km/h]	Fastest Section	First 400m			Margin				Distance Travelled From Winner [m]
1	6	YUBETIDO Warwick Satherley	8	65.3 1400-1200	0:11.28 600-400	0:25.41	0:24.14 [5] (0:11.67)	0:12.47 [4] (0:12.47)	1:36.72				
2	4	ROY'S ROAD Les Tilley	5	65.8 1400-1200	0:11.17 1400-1200	0:24.65	0:24.24 [3] (0:11.63)	0:12.61 [1] (0:12.61)	0.02L				+0
3	9	SOFTEN IT UP Karl Zechner	3	65.3 1600-1400	0:11.23 1400-1200	0:24.53	0:24.38 [4] (0:11.93)	0:12.45 [5] (0:12.45)	0.9L				-1
4	3	POET'S DAY Ashley Butler	2	66.7 1600-1400	0:11.07 1400-1200	0:24.08	0:25.17 [1] (0:12.16)	0:13.01 [2] (0:13.01)	2.76L				+1
5	2	KNOWITALL JACK Ryan Wiggins	10	67.8 1600-1400	0:10.96 1400-1200	0:24.04	0:25.07 [2] (0:11.99)	0:13.08 [3] (0:13.08)	3.27L				+4
6	10	ORCA Adam Sewell	9	65.1 1400-1200	0:11.28 1400-1200	0:25.02	0:24.95 [7] (0:12.06)	0:12.89 [6] (0:12.89)	5.97L				+3
7	7	SHADOW PROJECT Justin Stanley	1	63.9 1400-1200	0:11.39 1400-1200	0:24.74	0:25.44 [8] (0:12.16)	0:13.28 [7] (0:13.28)	8.98L				-2
8	8	MOHAHNA Tasha Chambers	7	64.7 1400-1200	0:11.26 1400-1200	0:24.99	0:25.24 [9] (0:12.37)	0:12.87 [9] (0:12.87)	9.11L				+0
9	1	EDGEOFDREAMS Tahlia Fenlon	6	65.5 1400-1200	0:11.17 1400-1200	0:24.36	0:25.97 [6] (0:12.40)	0:13.57 [8] (0:13.56)	11.1L				-1

Scratched: Vana Star (#5)

- [] Position in running at each section and finish
- # Saddle cloth number
- :-:- No data available at this section
- █ Background shading for fastest section
- NA No data available

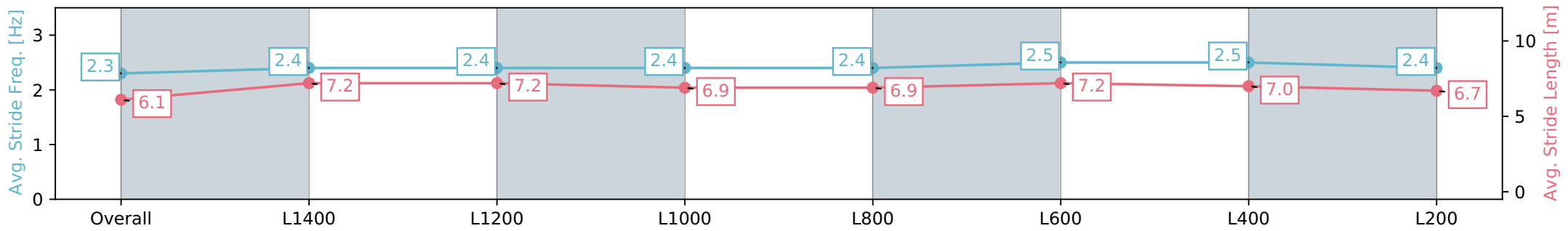
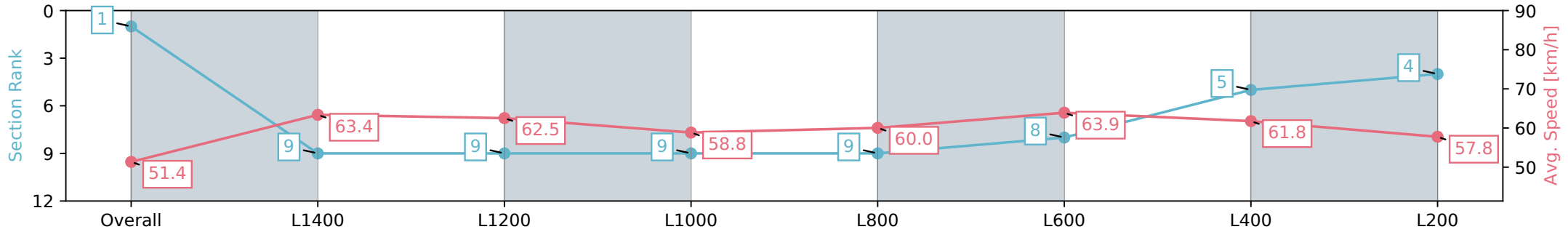
Horse/Jockey Name	YUBETIDO
Finish Rank	1
Fastest Section Time (Section)	0:11.28 (L600)
Top Speed [km/h] (Section)	65.3 (L1400)
Race State	Finished



Rockhampton QLD - Professional
 Race 5: TAB BENCHMARK 55 Handicap - 1600m
 16 February 2024 - 2:36PM
 Track Rating: Soft 7, Weather: Unknown, Rail Position: +3.5m



Section	Overall	L1400	L1200	L1000	L800	L600	L400	L200
Section Times	1:36.72 [1] (0:14.03)	1:22.69 [9] (0:11.38)	1:11.31 [9] (0:11.51)	0:59.80 [9] (0:12.26)	0:47.54 [9] (0:12.12)	0:35.42 [8] (0:11.28)	0:24.14 [5] (0:11.67)	0:12.47 [4] (0:12.47)
Average Speed [km/h]	51.4	63.4	62.5	58.8	60.0	63.9	61.8	57.8
Top Speed [km/h]	63.6	65.3	64.9	61.0	62.1	65.3	64.3	60.4
Avg. Dist. to Rail [m]	5.8	0.6	0.6	0.5	1.3	4.5	6.4	6.4
Avg. Stride Freq. [Hz]	2.3	2.4	2.4	2.4	2.4	2.5	2.5	2.4
Avg. Stride Length [m]	6.1	7.2	7.2	6.9	6.9	7.2	7.0	6.7



- [] Ranking at each section and finish
- :-:- No data available at this section
- NA No data available

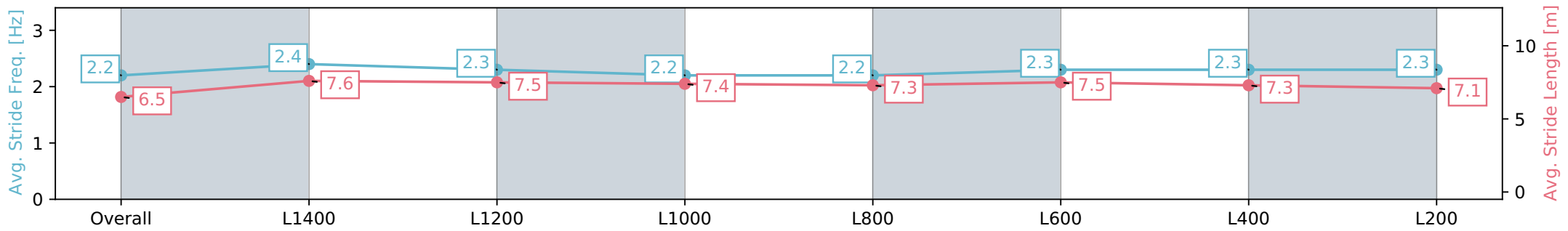
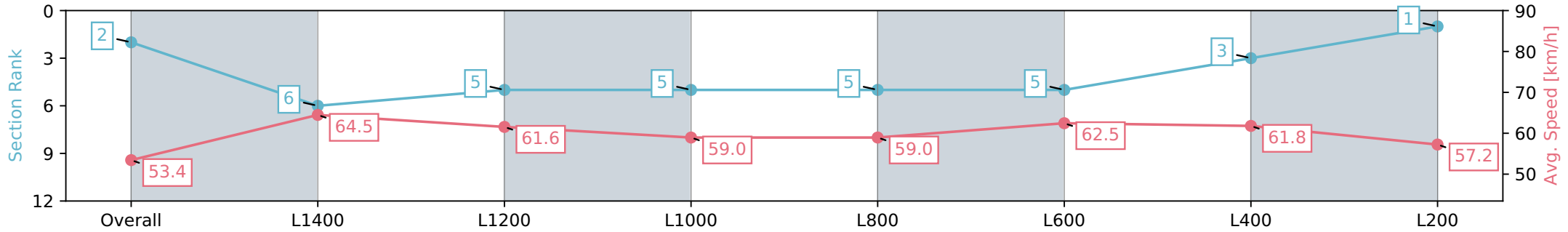
Horse/Jockey Name	ROY'S ROAD
Finish Rank	2
Fastest Section Time (Section)	0:11.17 (L1400)
Top Speed [km/h] (Section)	65.8 (L1400)
Race State	Finished



Rockhampton QLD - Professional
 Race 5: TAB BENCHMARK 55 Handicap - 1600m
 16 February 2024 - 2:36PM
 Track Rating: Soft 7, Weather: Unknown, Rail Position: +3.5m



Section	Overall	L1400	L1200	L1000	L800	L600	L400	L200
Section Times	1:36.72 [2] (0:13.48)	1:23.24 [6] (0:11.17)	1:12.07 [5] (0:11.68)	1:00.39 [5] (0:12.12)	0:48.27 [5] (0:12.46)	0:35.81 [5] (0:11.56)	0:24.24 [3] (0:11.63)	0:12.61 [1] (0:12.61)
Average Speed [km/h]	53.4	64.5	61.6	59.0	59.0	62.5	61.8	57.2
Top Speed [km/h]	64.2	65.8	64.0	60.4	60.2	64.3	63.5	59.2
Avg. Dist. to Rail [m]	2.9	0.8	1.3	1.1	2.4	7.7	9.3	9.1
Avg. Stride Freq. [Hz]	2.2	2.4	2.3	2.2	2.2	2.3	2.3	2.3
Avg. Stride Length [m]	6.5	7.6	7.5	7.4	7.3	7.5	7.3	7.1



- [] Ranking at each section and finish
- :-:- No data available at this section
- NA No data available

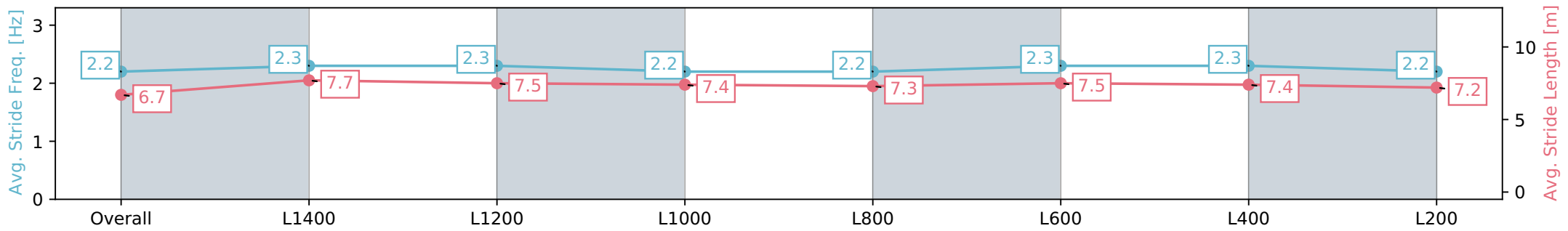
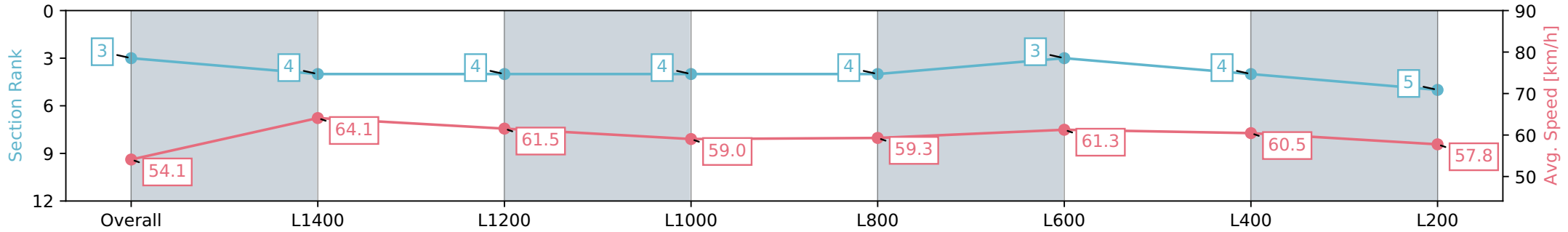
Horse/Jockey Name	SOFTEN IT UP
Finish Rank	3
Fastest Section Time (Section)	0:11.23 (L1400)
Top Speed [km/h] (Section)	65.3 (Overall)
Race State	Finished



Rockhampton QLD - Professional
 Race 5: TAB BENCHMARK 55 Handicap - 1600m
 16 February 2024 - 2:36PM
 Track Rating: Soft 7, Weather: Unknown, Rail Position: +3.5m



Section	Overall	L1400	L1200	L1000	L800	L600	L400	L200
Section Times	1:36.87 [3] (0:13.30)	1:23.57 [4] (0:11.23)	1:12.34 [4] (0:11.68)	1:00.66 [4] (0:12.13)	0:48.53 [4] (0:12.38)	0:36.15 [3] (0:11.77)	0:24.38 [4] (0:11.93)	0:12.45 [5] (0:12.45)
Average Speed [km/h]	54.1	64.1	61.5	59.0	59.3	61.3	60.5	57.8
Top Speed [km/h]	65.3	65.0	63.8	60.4	60.5	62.2	62.0	59.4
Avg. Dist. to Rail [m]	4.3	0.8	1.0	0.9	2.2	8.7	12.0	12.8
Avg. Stride Freq. [Hz]	2.2	2.3	2.3	2.2	2.2	2.3	2.3	2.2
Avg. Stride Length [m]	6.7	7.7	7.5	7.4	7.3	7.5	7.4	7.2



- [] Ranking at each section and finish
- :-:- No data available at this section
- NA No data available

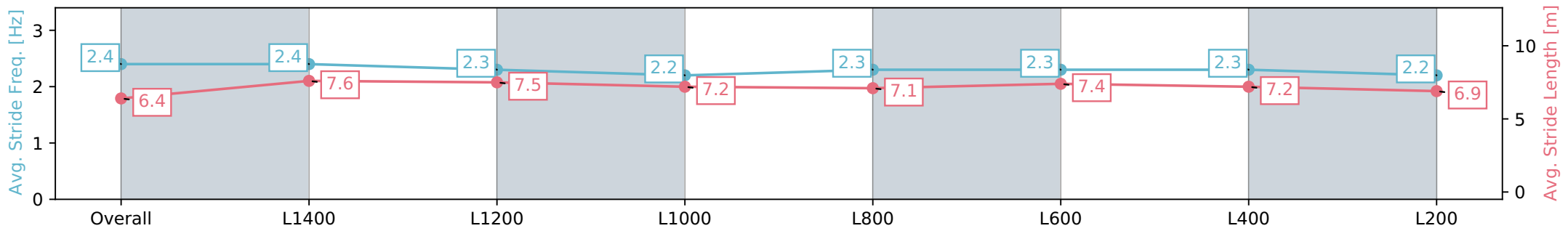
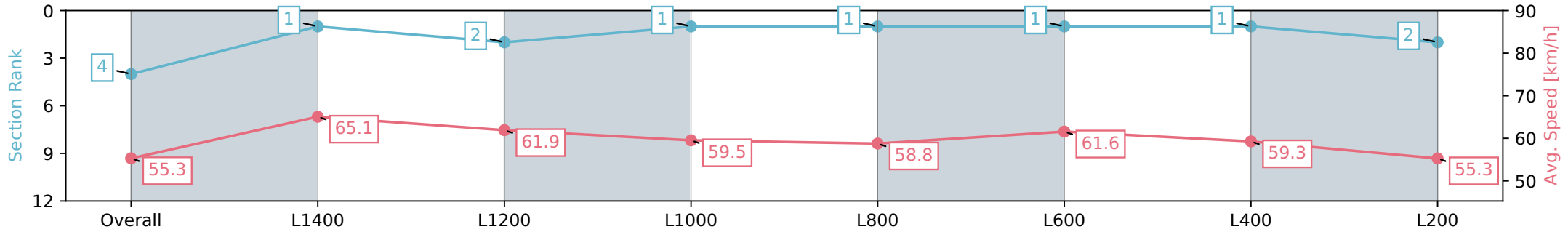
Horse/Jockey Name	POET'S DAY
Finish Rank	4
Fastest Section Time (Section)	0:11.07 (L1400)
Top Speed [km/h] (Section)	66.7 (Overall)
Race State	Finished



Rockhampton QLD - Professional
 Race 5: TAB BENCHMARK 55 Handicap - 1600m
 16 February 2024 - 2:36PM
 Track Rating: Soft 7, Weather: Unknown, Rail Position: +3.5m



Section	Overall	L1400	L1200	L1000	L800	L600	L400	L200
Section Times	1:37.19 [4] (0:13.01)	1:24.18 [1] (0:11.07)	1:13.11 [2] (0:11.60)	1:01.51 [1] (0:12.09)	0:49.42 [1] (0:12.51)	0:36.91 [1] (0:11.74)	0:25.17 [1] (0:12.16)	0:13.01 [2] (0:13.01)
Average Speed [km/h]	55.3	65.1	61.9	59.5	58.8	61.6	59.3	55.3
Top Speed [km/h]	66.7	65.8	64.5	62.0	60.2	61.8	61.3	57.5
Avg. Dist. to Rail [m]	3.6	0.8	1.5	0.6	2.7	7.7	9.9	10.3
Avg. Stride Freq. [Hz]	2.4	2.4	2.3	2.2	2.3	2.3	2.3	2.2
Avg. Stride Length [m]	6.4	7.6	7.5	7.2	7.1	7.4	7.2	6.9



- [] Ranking at each section and finish
- :-:- No data available at this section
- NA No data available

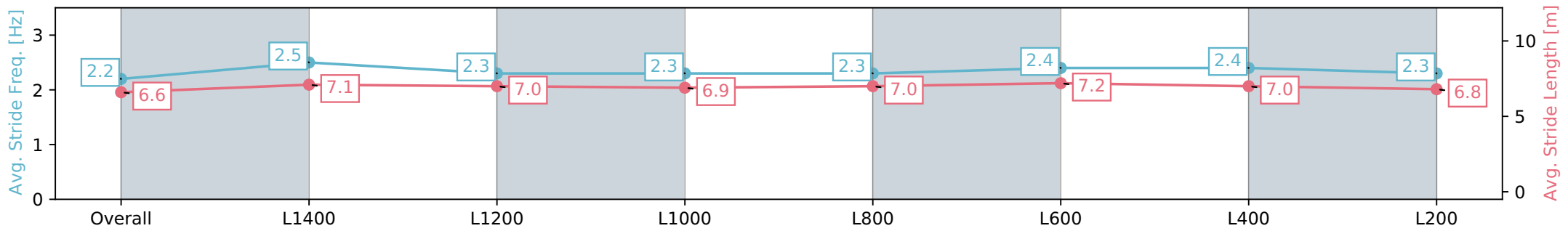
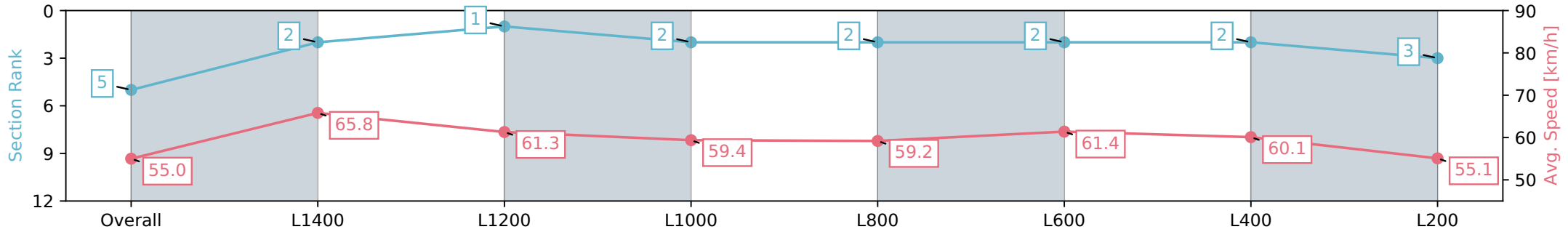
Horse/Jockey Name	KNOWITALL JACK
Finish Rank	5
Fastest Section Time (Section)	0:10.96 (L1400)
Top Speed [km/h] (Section)	67.8 (Overall)
Race State	Finished



Rockhampton QLD - Professional
 Race 5: TAB BENCHMARK 55 Handicap - 1600m
 16 February 2024 - 2:36PM
 Track Rating: Soft 7, Weather: Unknown, Rail Position: +3.5m



Section	Overall	L1400	L1200	L1000	L800	L600	L400	L200
Section Times	1:37.27 [5] (0:13.08)	1:24.19 [2] (0:10.96)	1:13.23 [1] (0:11.77)	1:01.46 [2] (0:12.16)	0:49.30 [2] (0:12.48)	0:36.82 [2] (0:11.75)	0:25.07 [2] (0:11.99)	0:13.08 [3] (0:13.08)
Average Speed [km/h]	55.0	65.8	61.3	59.4	59.2	61.4	60.1	55.1
Top Speed [km/h]	67.8	67.6	63.8	60.1	60.9	62.4	61.9	57.9
Avg. Dist. to Rail [m]	8.5	3.8	0.9	0.6	3.2	9.0	11.6	12.2
Avg. Stride Freq. [Hz]	2.2	2.5	2.3	2.3	2.3	2.4	2.4	2.3
Avg. Stride Length [m]	6.6	7.1	7.0	6.9	7.0	7.2	7.0	6.8



- [] Ranking at each section and finish
- :-:- No data available at this section
- NA No data available

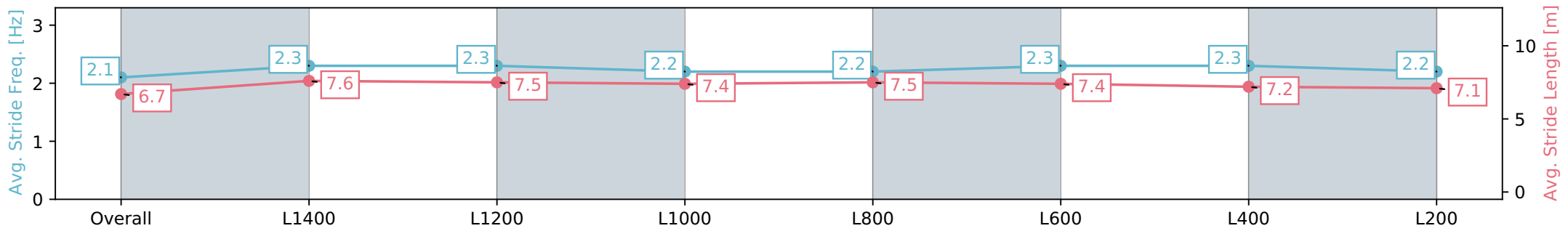
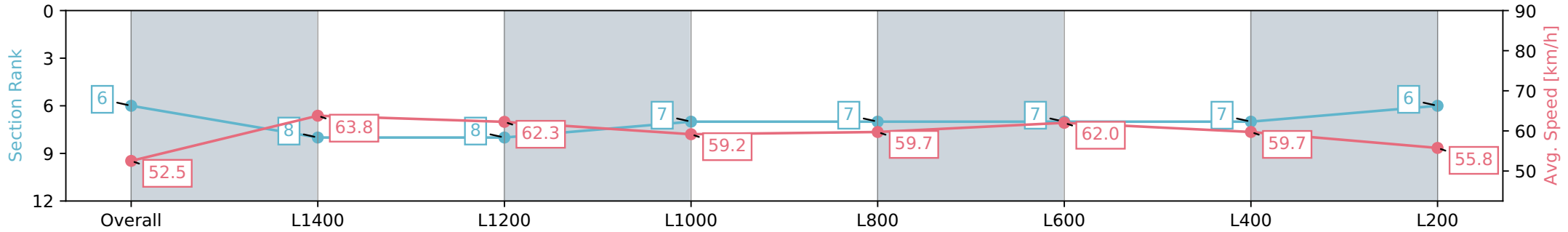
Horse/Jockey Name	ORCA
Finish Rank	6
Fastest Section Time (Section)	0:11.28 (L1400)
Top Speed [km/h] (Section)	65.1 (L1400)
Race State	Finished



Rockhampton QLD - Professional
 Race 5: TAB BENCHMARK 55 Handicap - 1600m
 16 February 2024 - 2:36PM
 Track Rating: Soft 7, Weather: Unknown, Rail Position: +3.5m



Section	Overall	L1400	L1200	L1000	L800	L600	L400	L200
Section Times	1:37.73 [6] (0:13.74)	1:23.99 [8] (0:11.28)	1:12.71 [8] (0:11.56)	1:01.14 [7] (0:12.21)	0:48.93 [7] (0:12.32)	0:36.61 [7] (0:11.66)	0:24.95 [7] (0:12.06)	0:12.89 [6] (0:12.89)
Average Speed [km/h]	52.5	63.8	62.3	59.2	59.7	62.0	59.7	55.8
Top Speed [km/h]	62.2	65.1	64.8	60.9	61.4	62.9	61.8	57.6
Avg. Dist. to Rail [m]	6.3	0.4	0.4	0.4	2.8	9.8	11.6	12.0
Avg. Stride Freq. [Hz]	2.1	2.3	2.3	2.2	2.2	2.3	2.3	2.2
Avg. Stride Length [m]	6.7	7.6	7.5	7.4	7.5	7.4	7.2	7.1



- [] Ranking at each section and finish
- :-:- No data available at this section
- NA No data available

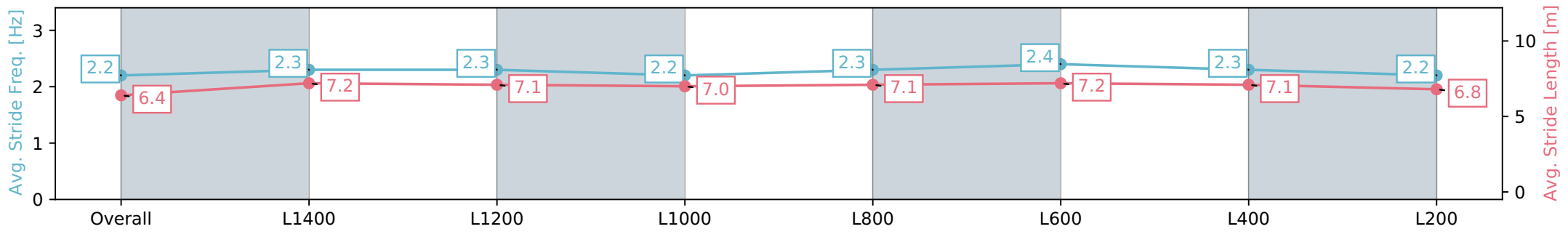
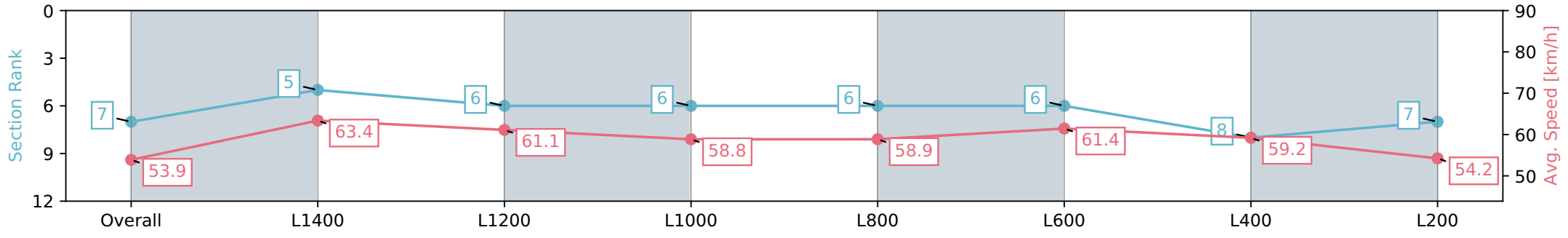
Horse/Jockey Name	SHADOW PROJECT
Finish Rank	7
Fastest Section Time (Section)	0:11.39 (L1400)
Top Speed [km/h] (Section)	63.9 (L1400)
Race State	Finished



Rockhampton QLD - Professional
 Race 5: TAB BENCHMARK 55 Handicap - 1600m
 16 February 2024 - 2:36PM
 Track Rating: Soft 7, Weather: Unknown, Rail Position: +3.5m



Section	Overall	L1400	L1200	L1000	L800	L600	L400	L200
Section Times	1:38.24 [7] (0:13.35)	1:24.89 [5] (0:11.39)	1:13.50 [6] (0:11.76)	1:01.74 [6] (0:12.19)	0:49.55 [6] (0:12.37)	0:37.18 [6] (0:11.74)	0:25.44 [8] (0:12.16)	0:13.28 [7] (0:13.28)
Average Speed [km/h]	53.9	63.4	61.1	58.8	58.9	61.4	59.2	54.2
Top Speed [km/h]	63.4	63.9	62.7	60.0	60.4	62.5	61.9	56.5
Avg. Dist. to Rail [m]	1.3	0.6	0.5	0.6	1.2	5.5	8.6	10.5
Avg. Stride Freq. [Hz]	2.2	2.3	2.3	2.2	2.3	2.4	2.3	2.2
Avg. Stride Length [m]	6.4	7.2	7.1	7.0	7.1	7.2	7.1	6.8



Report Created: Fri 16 February 2024 16:34:29 GMT+11 (Note: Timing is based on positional data)

- [] Ranking at each section and finish
- :-:- No data available at this section
- NA No data available

Horse/Jockey Name	MOHAHNA
Finish Rank	8
Fastest Section Time (Section)	0:11.26 (L1400)
Top Speed [km/h] (Section)	64.7 (L1400)
Race State	Finished



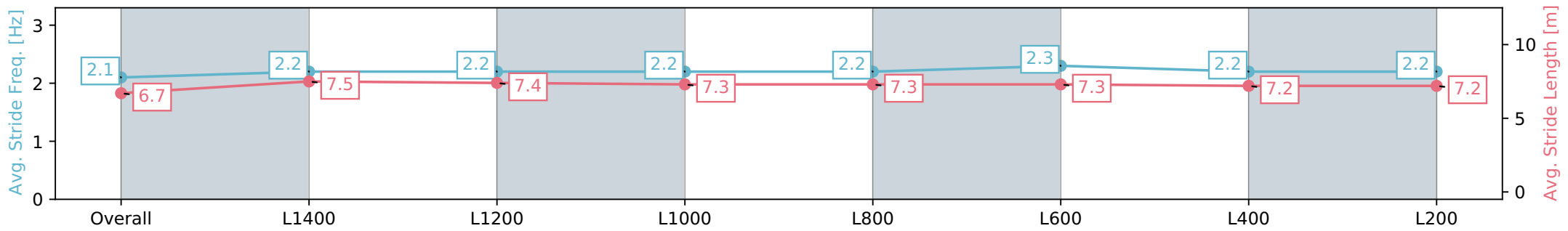
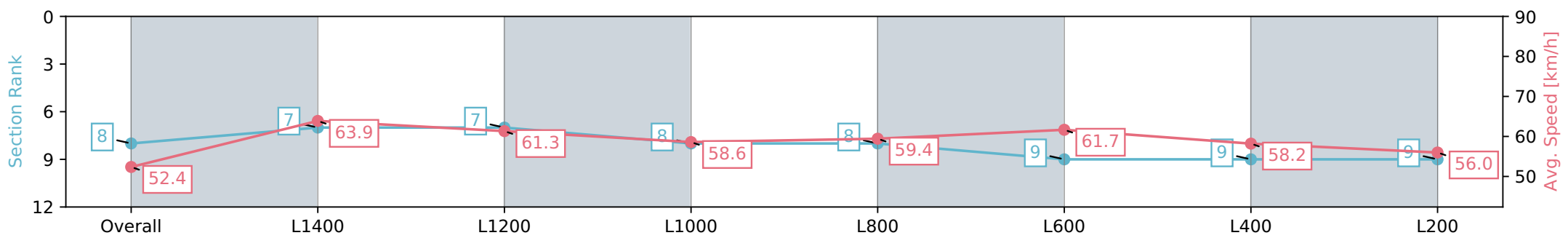
Rockhampton QLD - Professional
Race 5: TAB BENCHMARK 55 Handicap - 1600m



16 February 2024 - 2:36PM

Track Rating: Soft 7, Weather: Unknown, Rail Position: +3.5m

Section	Overall	L1400	L1200	L1000	L800	L600	L400	L200
Section Times	1:38.27 [8] (0:13.73)	1:24.54 [7] (0:11.26)	1:13.28 [7] (0:11.76)	1:01.52 [8] (0:12.28)	0:49.23 [8] (0:12.28)	0:36.95 [9] (0:11.71)	0:25.24 [9] (0:12.37)	0:12.87 [9] (0:12.87)
Average Speed [km/h]	52.4	63.9	61.3	58.6	59.4	61.7	58.2	56.0
Top Speed [km/h]	64.2	64.7	63.6	60.8	61.0	62.2	61.1	57.0
Avg. Dist. to Rail [m]	4.0	0.2	0.3	0.3	1.7	6.1	8.9	12.7
Avg. Stride Freq. [Hz]	2.1	2.2	2.2	2.2	2.2	2.3	2.2	2.2
Avg. Stride Length [m]	6.7	7.5	7.4	7.3	7.3	7.3	7.2	7.2



- [] Ranking at each section and finish
- :-:- No data available at this section
- NA No data available

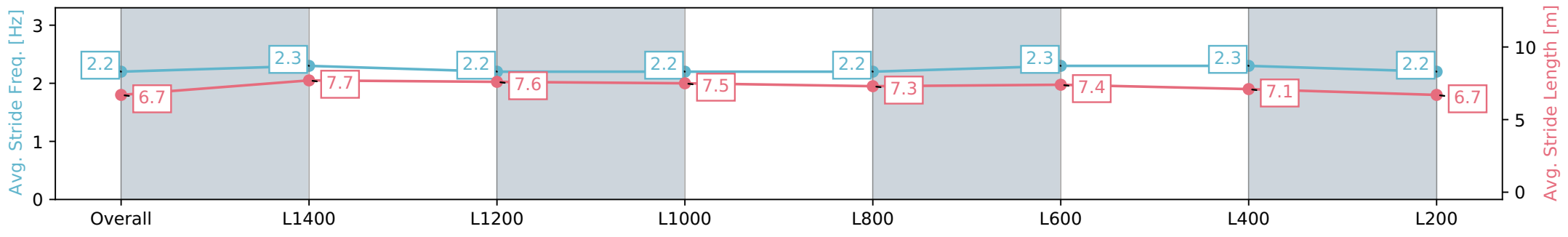
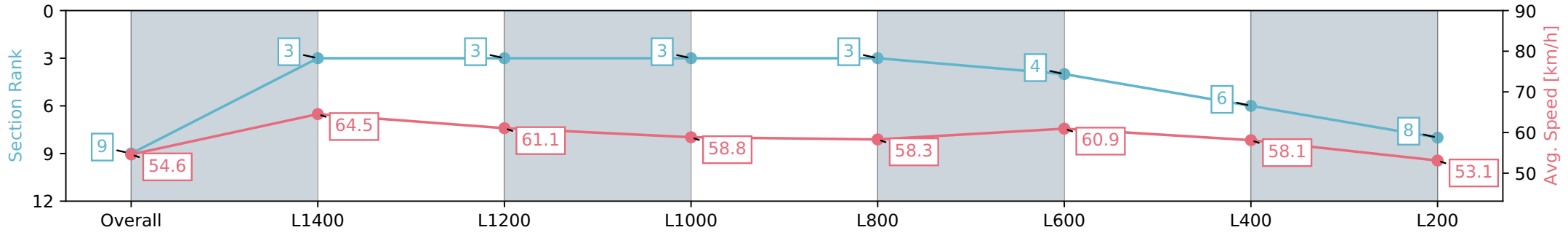
Horse/Jockey Name	EDGEOFDREAMS
Finish Rank	9
Fastest Section Time (Section)	0:11.17 (L1400)
Top Speed [km/h] (Section)	65.5 (L1400)
Race State	Finished



Rockhampton QLD - Professional
 Race 5: TAB BENCHMARK 55 Handicap - 1600m
 16 February 2024 - 2:36PM
 Track Rating: Soft 7, Weather: Unknown, Rail Position: +3.5m



Section	Overall	L1400	L1200	L1000	L800	L600	L400	L200
Section Times	1:38.60 [9] (0:13.19)	1:25.41 [3] (0:11.17)	1:14.24 [3] (0:11.77)	1:02.47 [3] (0:12.19)	0:50.28 [3] (0:12.47)	0:37.81 [4] (0:11.84)	0:25.97 [6] (0:12.40)	0:13.57 [8] (0:13.56)
Average Speed [km/h]	54.6	64.5	61.1	58.8	58.3	60.9	58.1	53.1
Top Speed [km/h]	65.3	65.5	63.0	59.8	60.7	62.8	61.0	55.3
Avg. Dist. to Rail [m]	5.3	1.1	0.3	0.6	1.3	7.8	10.0	10.8
Avg. Stride Freq. [Hz]	2.2	2.3	2.2	2.2	2.2	2.3	2.3	2.2
Avg. Stride Length [m]	6.7	7.7	7.6	7.5	7.3	7.4	7.1	6.7



Report Created: Fri 16 February 2024 16:34:35 GMT+11 (Note: Timing is based on positional data)

- [] Ranking at each section and finish
- :-:- No data available at this section
- NA No data available