



# Rockhampton QLD

## Race 6: AIRTECH REFRIGERATION AND AIR-CONDITIONING Class 3 Plate - 1400m

16 February 2024 - 3:15PM



Track Rating: Soft 7, Weather: Showery, Rail Position: +3.5m

Section Field Times		Overall	L1200	L1000	L800	L600	L400						
		1:25.20 (0:13.05)	1:12.15 (0:11.35)	1:00.80 (0:12.46)	0:48.35 (0:12.72)	0:35.63 (0:11.66)	0:23.96 (0:11.69)						
Position	#	Horse/Jockey	Barrier	Top Speed [km/h]	Fastest Section	First 400m							Distance Travelled From Winner [m]
1	3	<b>CANNY BE BETTER</b> Justin Stanley	8	64.9 1400-1200	0:11.25 400-200	0:25.03	1:25.20 (0:13.24)	1:11.96 [5] (0:11.79)	1:00.17 [5] (0:12.44)	0:47.73 [4] (0:12.82)	0:34.91 [2] (0:11.39)	0:23.52 [2] (0:11.25)	
2	6	<b>MURRAJONG ROAD</b> Yvette Lewis	1	67.4 400-200	0:11.11 400-200	0:24.81	1:25.24 (0:13.10)	1:12.14 [3] (0:11.71)	1:00.43 [3] (0:12.66)	0:47.77 [3] (0:12.90)	0:34.87 [4] (0:11.56)	0:23.30 [3] (0:11.11)	-2
3	1	<b>DESERT MOON</b> Les Tilley	2	66.1 600-400	0:11.23 400-200	0:24.67	1:25.48 (0:13.05)	1:12.43 [2] (0:11.62)	1:00.81 [2] (0:12.66)	0:48.15 [2] (0:13.01)	0:35.14 [3] (0:11.79)	0:23.35 [5] (0:11.23)	-2
4	2	<b>DIASONIC</b> Adam Sewell	6	65.3 600-400	0:11.56 400-200	0:25.49	1:25.97 (0:13.61)	1:12.36 [7] (0:11.88)	1:00.48 [8] (0:12.39)	0:48.09 [6] (0:12.57)	0:35.51 [5] (0:11.57)	0:23.93 [4] (0:11.56)	+6
5	5	<b>LENNY ROCKET</b> Alisha Donald	4	63.6 600-400	0:11.35 1200-1000	0:24.39	1:26.04 (0:13.04)	1:13.00 [1] (0:11.35)	1:01.65 [1] (0:12.46)	0:49.19 [1] (0:12.72)	0:36.47 [1] (0:11.66)	0:24.81 [1] (0:11.73)	+4
6	9	<b>MY GIRL SPIRIT</b> Karl Zechner	3	64.7 400-200	0:11.59 400-200	0:24.97	1:26.17 (0:13.18)	1:12.99 [4] (0:11.79)	1:01.20 [4] (0:12.55)	0:48.65 [5] (0:13.04)	0:35.61 [6] (0:11.63)	0:23.98 [7] (0:11.59)	+5
7	10	<b>STREET GLORY</b> Tahlia Fenlon	10	64.6 600-400	0:11.35 600-400	0:25.38	1:26.25 (0:13.62)	1:12.63 [8] (0:11.76)	1:00.87 [6] (0:12.52)	0:48.35 [7] (0:12.89)	0:35.46 [7] (0:11.35)	0:24.11 [6] (0:11.35)	+10
8	8	<b>DENSITY</b> Adrian Layt	5	66.7 400-200	0:11.54 600-400	0:25.89	1:26.47 (0:13.96)	1:12.51 [10] (0:11.93)	1:00.58 [10] (0:12.32)	0:48.26 [10] (0:12.81)	0:35.45 [9] (0:11.54)	0:23.91 [8] (0:11.54)	-3
9	7	<b>PERSAGA</b> Sophie Wilcock	7	65.6 1200-1000	0:11.56 400-200	0:25.47	1:26.86 (0:13.49)	1:13.37 [6] (0:11.98)	1:01.39 [7] (0:12.64)	0:48.75 [9] (0:13.18)	0:35.57 [10] (0:11.75)	0:23.82 [10] (0:11.56)	+1
10	4	<b>ENTERPRISE PHOENIX</b> Ryan Wiggins	9	63.9 400-200	0:11.63 600-400	0:25.75	1:27.29 (0:13.91)	1:13.38 [9] (0:11.84)	1:01.54 [9] (0:12.31)	0:49.23 [8] (0:12.96)	0:36.27 [8] (0:11.63)	0:24.64 [9] (0:11.70)	+7

Report Created: Fri 16 February 2024 17:07:14 GMT+11 (Note: Timing is based on positional data)

[ ] Position in running at each section and finish # Saddle cloth number  
 -:-:- No data available at this section ■ Background shading for fastest section  
 NA No data available



**Rockhampton QLD**  
**Race 6: AIRTECH REFRIGERATION AND AIR-CONDITIONING Class 3**  
**Plate - 1400m**  
**16 February 2024 - 3:15PM**



Track Rating: Soft 7, Weather: Showery, Rail Position: +3.5m

Section  
Field Times

L200  
0:12.27  
(0:12.27)

Position	#	Horse/Jockey	Barrier	Top Speed [km/h]	Fastest Section	First 400m	Margin							Distance Travelled From Winner [m]
1	3	<b>CANNY BE BETTER</b> Justin Stanley	8	64.9 1400-1200	0:11.25 400-200	0:25.03	0:12.27 [1] (0:12.27)	1:25.20						
2	6	<b>MURRAJONG ROAD</b> Yvette Lewis	1	67.4 400-200	0:11.11 400-200	0:24.81	0:12.19 [3] (0:12.19)	0.21L						-2
3	1	<b>DESERT MOON</b> Les Tilley	2	66.1 600-400	0:11.23 400-200	0:24.67	0:12.12 [4] (0:12.12)	1.61L						-2
4	2	<b>DIASONIC</b> Adam Sewell	6	65.3 600-400	0:11.56 400-200	0:25.49	0:12.37 [6] (0:12.37)	4.51L						+6
5	5	<b>LENNY ROCKET</b> Alisha Donald	4	63.6 600-400	0:11.35 1200-1000	0:24.39	0:13.08 [2] (0:13.08)	4.92L						+4
6	9	<b>MY GIRL SPIRIT</b> Karl Zechner	3	64.7 400-200	0:11.59 400-200	0:24.97	0:12.39 [7] (0:12.39)	5.69L						+5
7	10	<b>STREET GLORY</b> Tahlia Fenlon	10	64.6 600-400	0:11.35 600-400	0:25.38	0:12.76 [5] (0:12.76)	6.17L						+10
8	8	<b>DENSITY</b> Adrian Layt	5	66.7 400-200	0:11.54 600-400	0:25.89	0:12.37 [8] (0:12.37)	7.46L						-3
9	7	<b>PERSAGA</b> Sophie Wilcock	7	65.6 1200-1000	0:11.56 400-200	0:25.47	0:12.26 [10] (0:12.26)	9.73L						+1
10	4	<b>ENTERPRISE PHOENIX</b> Ryan Wiggins	9	63.9 400-200	0:11.63 600-400	0:25.75	0:12.94 [9] (0:12.94)	12.25L						+7

- [ ] Position in running at each section and finish
- # Saddle cloth number
- :-:- No data available at this section
- Background shading for fastest section
- NA No data available

Horse/Jockey Name	CANNY BE BETTER
Finish Rank	1
Fastest Section Time (Section)	0:11.25 (L400)
Top Speed [km/h] (Section)	64.9 (Overall)
Race State	Finished



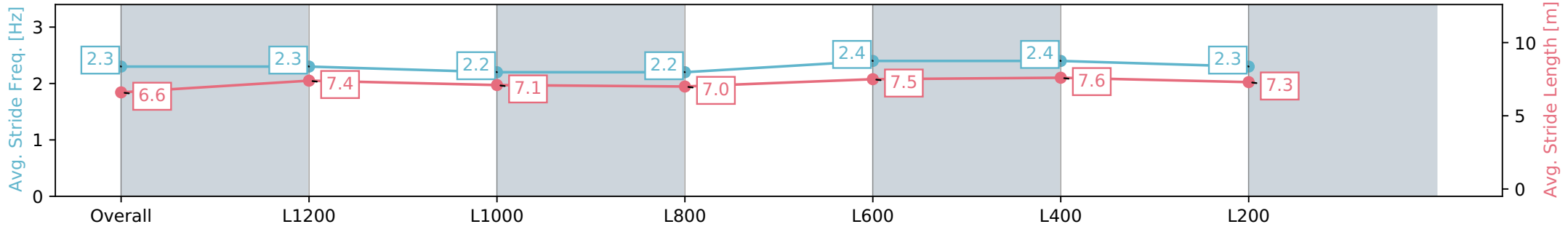
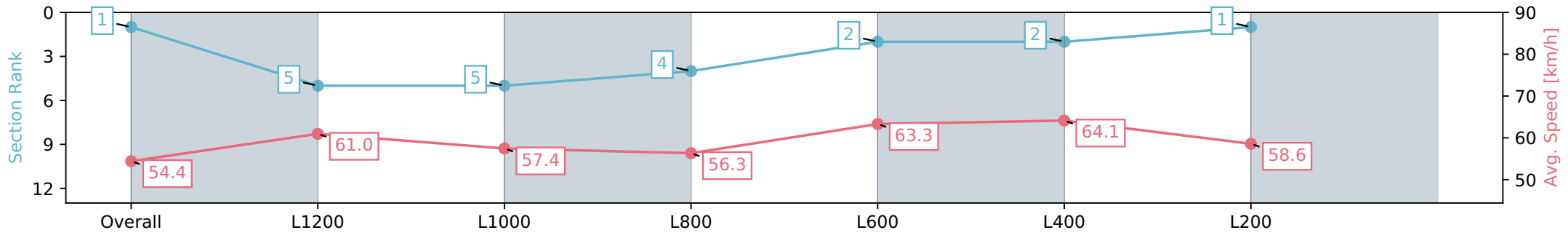
Rockhampton QLD - Professional  
 Race 6: AIRTECH REFRIGERATION AND AIR-CONDITIONING Class 3 Plate - 1400m



16 February 2024 - 3:15PM

Track Rating: Soft 7, Weather: Showery, Rail Position: +3.5m

Section	Overall	L1200	L1000	L800	L600	L400	L200
Section Times	1:25.20 [1] (0:13.24)	1:11.96 [5] (0:11.79)	1:00.17 [5] (0:12.44)	0:47.73 [4] (0:12.82)	0:34.91 [2] (0:11.39)	0:23.52 [2] (0:11.25)	0:12.27 [1] (0:12.27)
Average Speed [km/h]	54.4	61.0	57.4	56.3	63.3	64.1	58.6
Top Speed [km/h]	64.9	64.5	61.2	57.8	64.9	64.9	62.4
Avg. Dist. to Rail [m]	1.0	1.8	1.7	0.8	4.4	7.2	8.3
Avg. Stride Freq. [Hz]	2.3	2.3	2.2	2.2	2.4	2.4	2.3
Avg. Stride Length [m]	6.6	7.4	7.1	7.0	7.5	7.6	7.3



- [ ] Ranking at each section and finish
- :-:- No data available at this section
- NA No data available

Horse/Jockey Name	MURRAJONG ROAD
Finish Rank	2
Fastest Section Time (Section)	0:11.11 (L400)
Top Speed [km/h] (Section)	67.4 (L400)
Race State	Finished



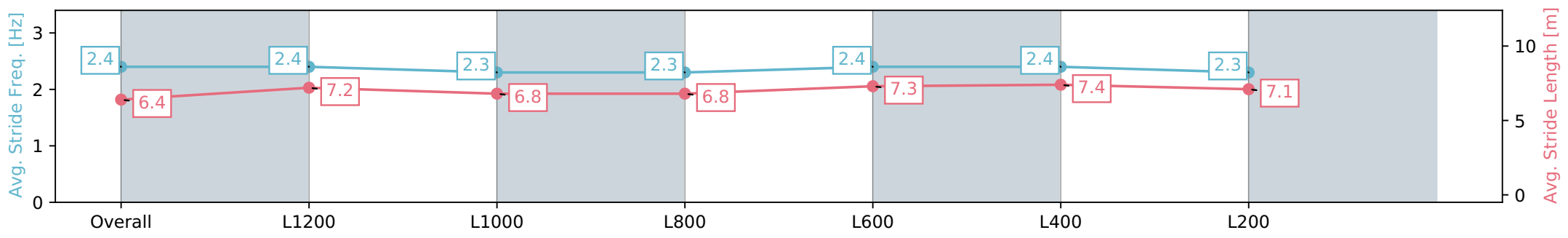
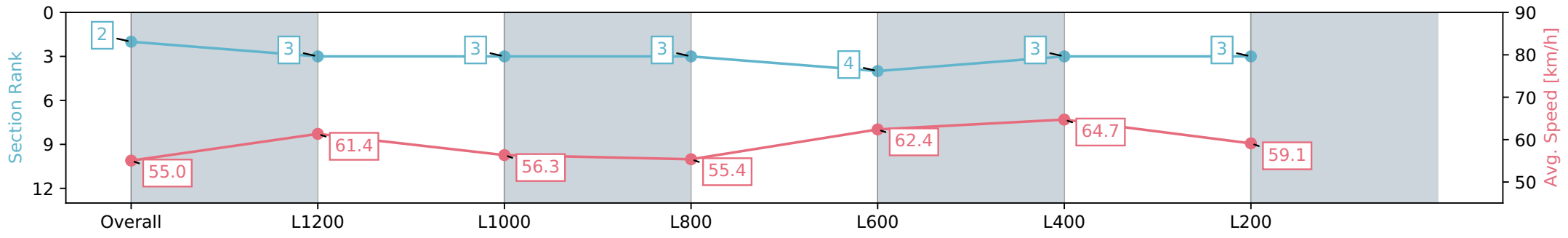
Rockhampton QLD - Professional  
 Race 6: AIRTECH REFRIGERATION AND AIR-CONDITIONING Class 3 Plate - 1400m



16 February 2024 - 3:15PM

Track Rating: Soft 7, Weather: Showery, Rail Position: +3.5m

Section	Overall	L1200	L1000	L800	L600	L400	L200
Section Times	1:25.24 [2] (0:13.10)	1:12.14 [3] (0:11.71)	1:00.43 [3] (0:12.66)	0:47.77 [3] (0:12.90)	0:34.87 [4] (0:11.56)	0:23.30 [3] (0:11.11)	0:12.19 [3] (0:12.19)
Average Speed [km/h]	55.0	61.4	56.3	55.4	62.4	64.7	59.1
Top Speed [km/h]	62.8	62.5	61.8	58.5	65.9	67.4	61.5
Avg. Dist. to Rail [m]	1.1	1.7	1.5	1.1	2.6	4.6	5.8
Avg. Stride Freq. [Hz]	2.4	2.4	2.3	2.3	2.4	2.4	2.3
Avg. Stride Length [m]	6.4	7.2	6.8	6.8	7.3	7.4	7.1



- [ ] Ranking at each section and finish
- :-:- No data available at this section
- NA No data available

Horse/Jockey Name	DESERT MOON
Finish Rank	3
Fastest Section Time (Section)	0:11.23 (L400)
Top Speed [km/h] (Section)	66.1 (L600)
Race State	Finished



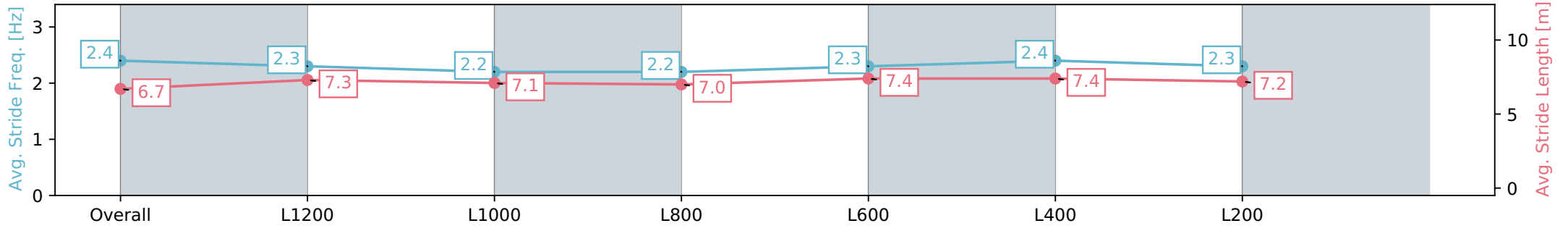
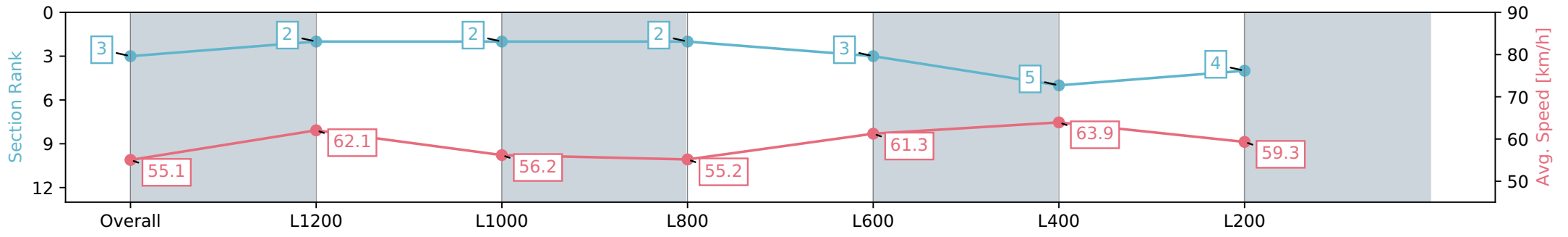
Rockhampton QLD - Professional  
 Race 6: AIRTECH REFRIGERATION AND AIR-CONDITIONING Class 3 Plate - 1400m



16 February 2024 - 3:15PM

Track Rating: Soft 7, Weather: Showery, Rail Position: +3.5m

Section	Overall	L1200	L1000	L800	L600	L400	L200
Section Times	1:25.48 [3] (0:13.05)	1:12.43 [2] (0:11.62)	1:00.81 [2] (0:12.66)	0:48.15 [2] (0:13.01)	0:35.14 [3] (0:11.79)	0:23.35 [5] (0:11.23)	0:12.12 [4] (0:12.12)
Average Speed [km/h]	55.1	62.1	56.2	55.2	61.3	63.9	59.3
Top Speed [km/h]	62.2	62.8	61.3	59.8	66.1	66.1	61.7
Avg. Dist. to Rail [m]	3.8	1.5	1.4	1.1	4.8	6.3	7.5
Avg. Stride Freq. [Hz]	2.4	2.3	2.2	2.2	2.3	2.4	2.3
Avg. Stride Length [m]	6.7	7.3	7.1	7.0	7.4	7.4	7.2



Report Created: Fri 16 February 2024 17:07:24 GMT+11 (Note: Timing is based on positional data)

- [ ] Ranking at each section and finish
- :-:- No data available at this section
- NA No data available

Horse/Jockey Name	DIASONIC
Finish Rank	4
Fastest Section Time (Section)	0:11.56 (L400)
Top Speed [km/h] (Section)	65.3 (L600)
Race State	Finished



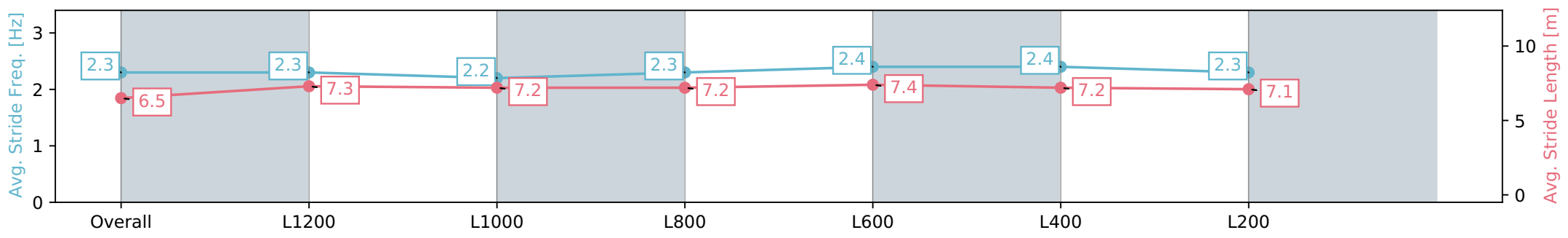
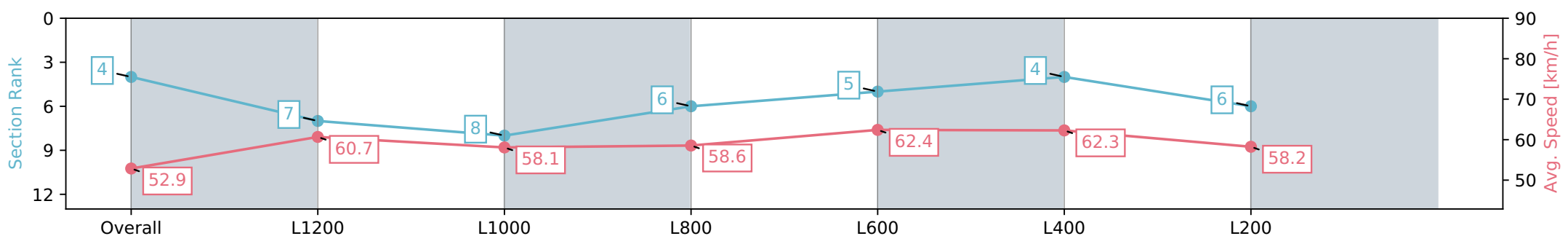
Rockhampton QLD - Professional  
 Race 6: AIRTECH REFRIGERATION AND AIR-CONDITIONING Class 3 Plate - 1400m



16 February 2024 - 3:15PM

Track Rating: Soft 7, Weather: Showery, Rail Position: +3.5m

Section	Overall	L1200	L1000	L800	L600	L400	L200
Section Times	1:25.97 [4] (0:13.61)	1:12.36 [7] (0:11.88)	1:00.48 [8] (0:12.39)	0:48.09 [6] (0:12.57)	0:35.51 [5] (0:11.57)	0:23.93 [4] (0:11.56)	0:12.37 [6] (0:12.37)
Average Speed [km/h]	52.9	60.7	58.1	58.6	62.4	62.3	58.2
Top Speed [km/h]	62.3	61.7	60.7	60.3	65.3	65.1	60.2
Avg. Dist. to Rail [m]	2.7	0.2	0.6	2.7	7.4	10.7	12.2
Avg. Stride Freq. [Hz]	2.3	2.3	2.2	2.3	2.4	2.4	2.3
Avg. Stride Length [m]	6.5	7.3	7.2	7.2	7.4	7.2	7.1



- [ ] Ranking at each section and finish
- :-:- No data available at this section
- NA No data available

Horse/Jockey Name	LENNY ROCKET
Finish Rank	5
Fastest Section Time (Section)	0:11.35 (L1200)
Top Speed [km/h] (Section)	63.6 (L600)
Race State	Finished



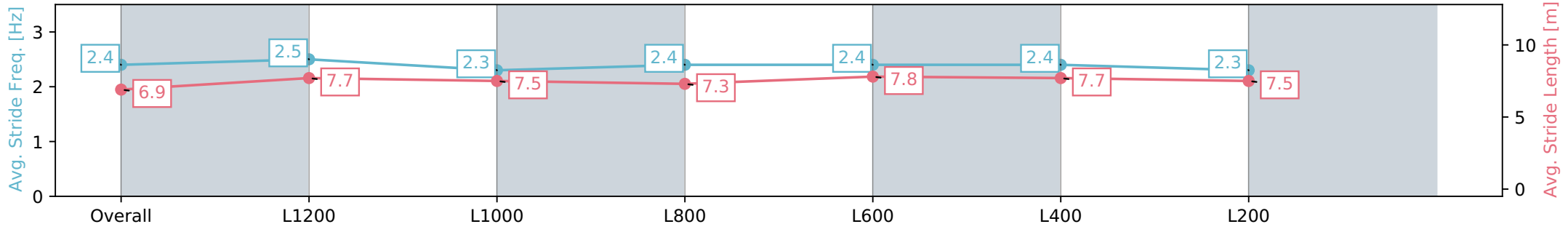
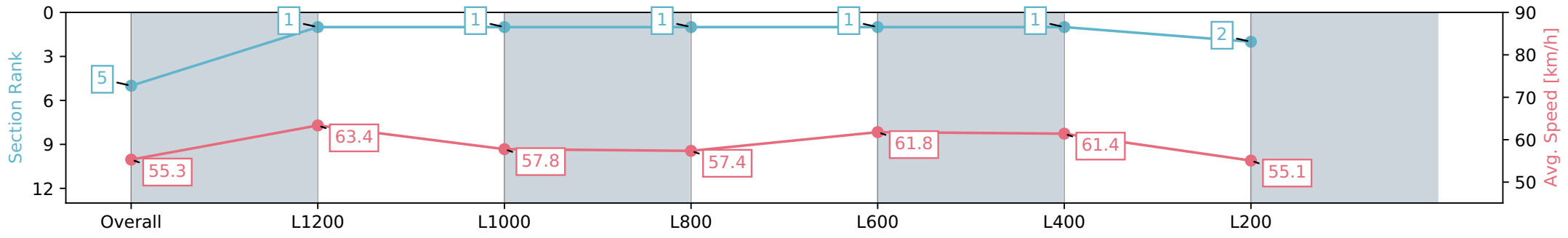
Rockhampton QLD - Professional  
 Race 6: AIRTECH REFRIGERATION AND AIR-CONDITIONING Class 3 Plate - 1400m



16 February 2024 - 3:15PM

Track Rating: Soft 7, Weather: Showery, Rail Position: +3.5m

Section	Overall	L1200	L1000	L800	L600	L400	L200
Section Times	1:26.04 [5] (0:13.04)	1:13.00 [1] (0:11.35)	1:01.65 [1] (0:12.46)	0:49.19 [1] (0:12.72)	0:36.47 [1] (0:11.66)	0:24.81 [1] (0:11.73)	0:13.08 [2] (0:13.08)
Average Speed [km/h]	55.3	63.4	57.8	57.4	61.8	61.4	55.1
Top Speed [km/h]	62.4	62.1	60.9	60.3	63.6	63.1	62.0
Avg. Dist. to Rail [m]	4.4	0.4	0.5	0.5	5.1	7.7	8.5
Avg. Stride Freq. [Hz]	2.4	2.5	2.3	2.4	2.4	2.4	2.3
Avg. Stride Length [m]	6.9	7.7	7.5	7.3	7.8	7.7	7.5



- [ ] Ranking at each section and finish
- :-:- No data available at this section
- NA No data available

Horse/Jockey Name	MY GIRL SPIRIT
Finish Rank	6
Fastest Section Time (Section)	0:11.59 (L400)
Top Speed [km/h] (Section)	64.7 (L400)
Race State	Finished



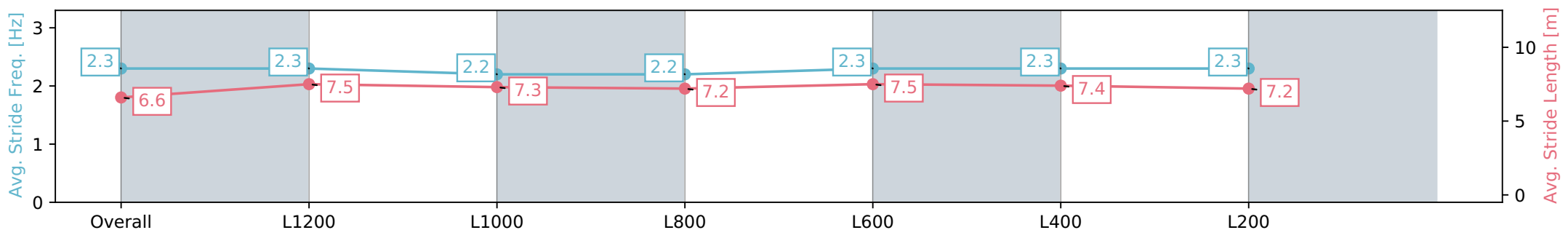
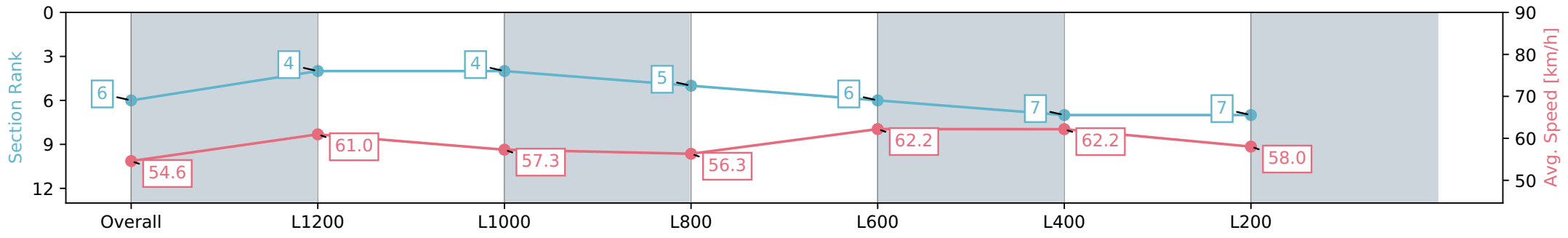
Rockhampton QLD - Professional  
 Race 6: AIRTECH REFRIGERATION AND AIR-CONDITIONING Class 3 Plate - 1400m



16 February 2024 - 3:15PM

Track Rating: Soft 7, Weather: Showery, Rail Position: +3.5m

Section	Overall	L1200	L1000	L800	L600	L400	L200
Section Times	1:26.17 [6] (0:13.18)	1:12.99 [4] (0:11.79)	1:01.20 [4] (0:12.55)	0:48.65 [5] (0:13.04)	0:35.61 [6] (0:11.63)	0:23.98 [7] (0:11.59)	0:12.39 [7] (0:12.39)
Average Speed [km/h]	54.6	61.0	57.3	56.3	62.2	62.2	58.0
Top Speed [km/h]	62.7	62.6	60.5	59.6	64.4	64.7	60.2
Avg. Dist. to Rail [m]	1.1	1.2	0.8	2.6	7.8	8.6	7.7
Avg. Stride Freq. [Hz]	2.3	2.3	2.2	2.2	2.3	2.3	2.3
Avg. Stride Length [m]	6.6	7.5	7.3	7.2	7.5	7.4	7.2



- [ ] Ranking at each section and finish
- :-:- No data available at this section
- NA No data available



Horse/Jockey Name	STREET GLORY
Finish Rank	7
Fastest Section Time (Section)	0:11.35 (L600)
Top Speed [km/h] (Section)	64.6 (L600)
Race State	Finished



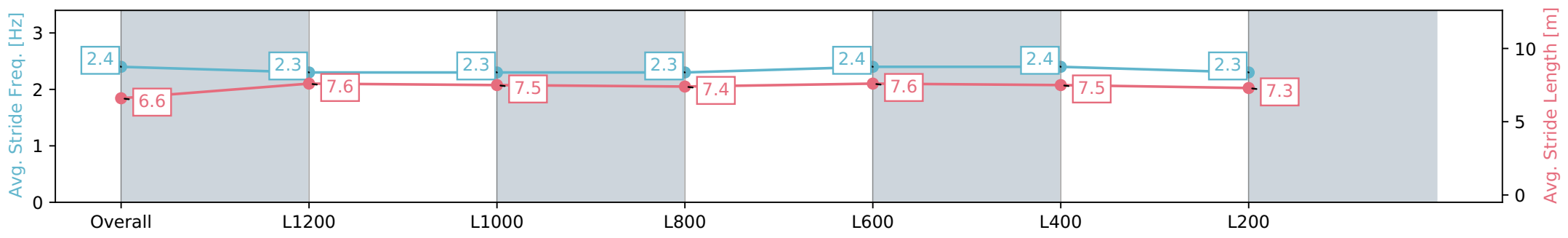
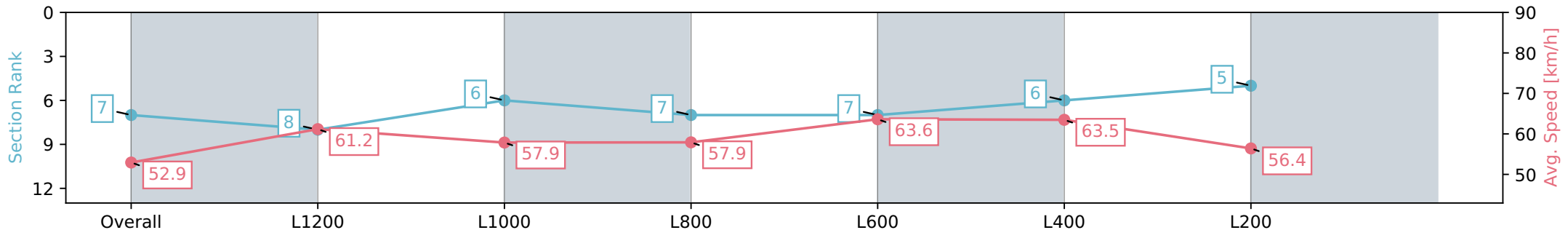
Rockhampton QLD - Professional  
 Race 6: AIRTECH REFRIGERATION AND AIR-CONDITIONING Class 3 Plate - 1400m



16 February 2024 - 3:15PM

Track Rating: Soft 7, Weather: Showery, Rail Position: +3.5m

Section	Overall	L1200	L1000	L800	L600	L400	L200
Section Times	1:26.25 [7] (0:13.62)	1:12.63 [8] (0:11.76)	1:00.87 [6] (0:12.52)	0:48.35 [7] (0:12.89)	0:35.46 [7] (0:11.35)	0:24.11 [6] (0:11.35)	0:12.76 [5] (0:12.76)
Average Speed [km/h]	52.9	61.2	57.9	57.9	63.6	63.5	56.4
Top Speed [km/h]	61.2	61.4	61.2	61.9	64.6	64.1	60.2
Avg. Dist. to Rail [m]	2.1	2.4	2.4	0.6	2.9	5.2	6.8
Avg. Stride Freq. [Hz]	2.4	2.3	2.3	2.3	2.4	2.4	2.3
Avg. Stride Length [m]	6.6	7.6	7.5	7.4	7.6	7.5	7.3



- [ ] Ranking at each section and finish
- :-:- No data available at this section
- NA No data available

Horse/Jockey Name	DENSITY
Finish Rank	8
Fastest Section Time (Section)	0:11.54 (L600)
Top Speed [km/h] (Section)	66.7 (L400)
Race State	Finished



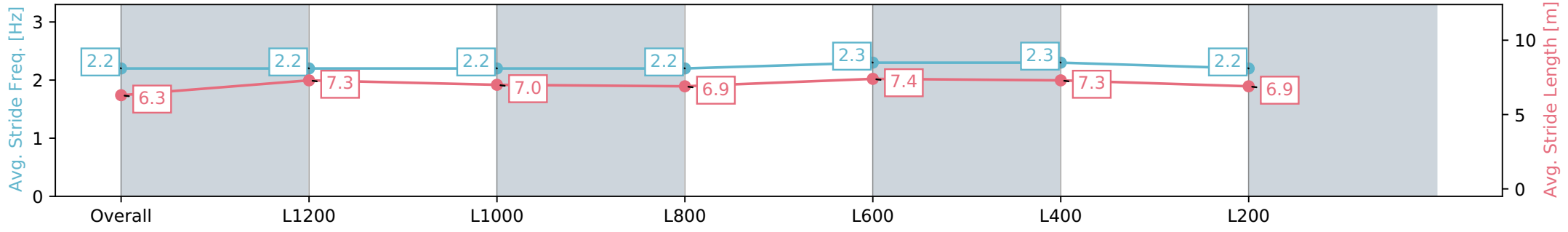
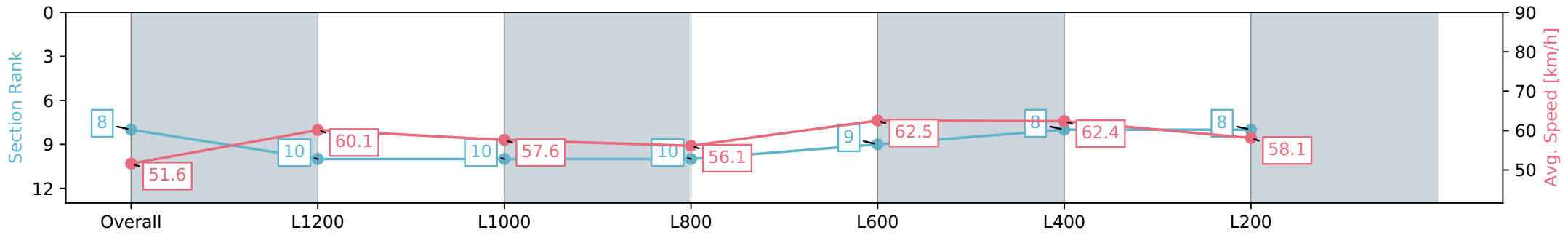
Rockhampton QLD - Professional  
 Race 6: AIRTECH REFRIGERATION AND AIR-CONDITIONING Class 3 Plate - 1400m



16 February 2024 - 3:15PM

Track Rating: Soft 7, Weather: Showery, Rail Position: +3.5m

Section	Overall	L1200	L1000	L800	L600	L400	L200
Section Times	1:26.47 [8] (0:13.96)	1:12.51 [10] (0:11.93)	1:00.58 [10] (0:12.32)	0:48.26 [10] (0:12.81)	0:35.45 [9] (0:11.54)	0:23.91 [8] (0:11.54)	0:12.37 [8] (0:12.37)
Average Speed [km/h]	51.6	60.1	57.6	56.1	62.5	62.4	58.1
Top Speed [km/h]	62.8	62.6	60.7	61.5	66.3	66.7	60.4
Avg. Dist. to Rail [m]	5.1	0.2	1.1	4.6	8.3	10.3	11.4
Avg. Stride Freq. [Hz]	2.2	2.2	2.2	2.2	2.3	2.3	2.2
Avg. Stride Length [m]	6.3	7.3	7.0	6.9	7.4	7.3	6.9



- [ ] Ranking at each section and finish
- :-:- No data available at this section
- NA No data available

Horse/Jockey Name	PERSAGA
Finish Rank	9
Fastest Section Time (Section)	0:11.56 (L400)
Top Speed [km/h] (Section)	65.6 (L1200)
Race State	Finished



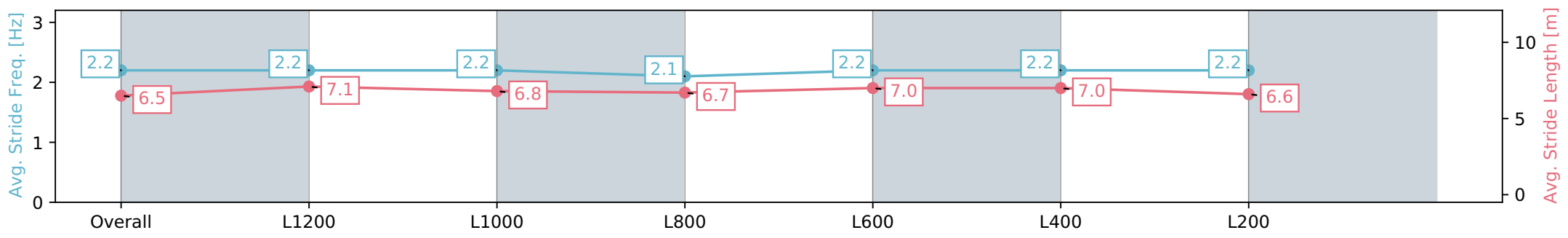
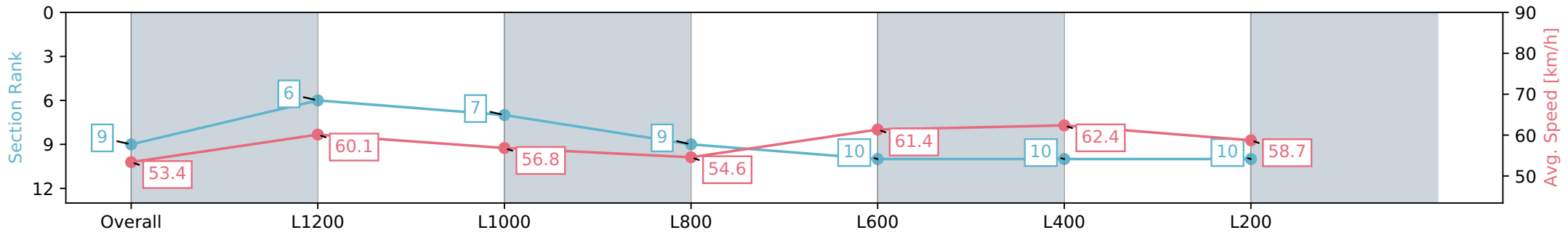
Rockhampton QLD - Professional  
 Race 6: AIRTECH REFRIGERATION AND AIR-CONDITIONING Class 3 Plate - 1400m



16 February 2024 - 3:15PM

Track Rating: Soft 7, Weather: Showery, Rail Position: +3.5m

Section	Overall	L1200	L1000	L800	L600	L400	L200
Section Times	1:26.86 [9] (0:13.49)	1:13.37 [6] (0:11.98)	1:01.39 [7] (0:12.64)	0:48.75 [9] (0:13.18)	0:35.57 [10] (0:11.75)	0:23.82 [10] (0:11.56)	0:12.26 [10] (0:12.26)
Average Speed [km/h]	53.4	60.1	56.8	54.6	61.4	62.4	58.7
Top Speed [km/h]	65.6	65.6	61.2	58.7	62.9	63.2	58.4
Avg. Dist. to Rail [m]	2.2	0.2	0.4	1.6	6.0	7.1	8.2
Avg. Stride Freq. [Hz]	2.2	2.2	2.2	2.1	2.2	2.2	2.2
Avg. Stride Length [m]	6.5	7.1	6.8	6.7	7.0	7.0	6.6



- [ ] Ranking at each section and finish
- :-:- No data available at this section
- NA No data available

Horse/Jockey Name	ENTERPRISE PHOENIX
Finish Rank	10
Fastest Section Time (Section)	0:11.63 (L600)
Top Speed [km/h] (Section)	63.9 (L400)
Race State	Finished



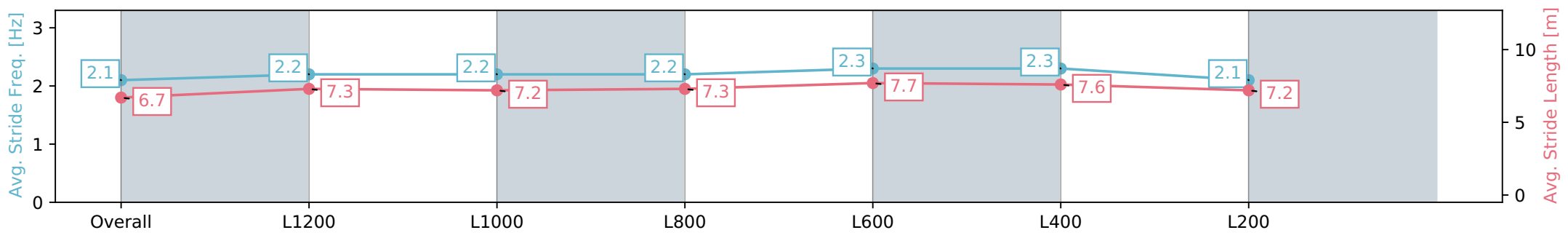
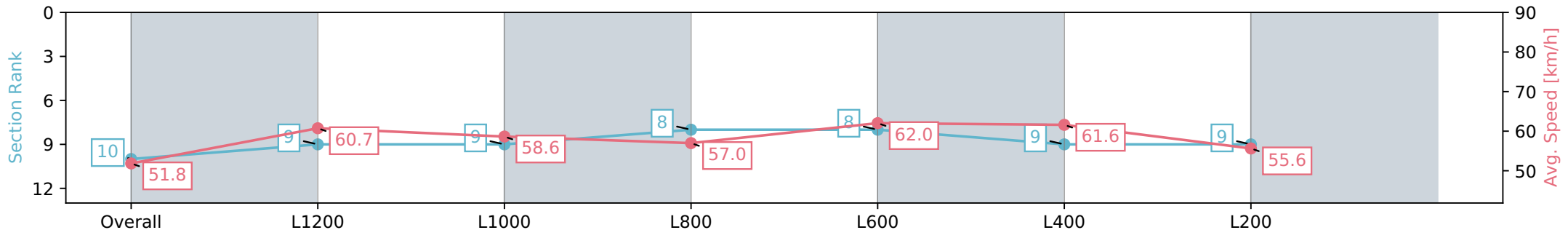
Rockhampton QLD - Professional  
 Race 6: AIRTECH REFRIGERATION AND AIR-CONDITIONING Class 3 Plate - 1400m



16 February 2024 - 3:15PM

Track Rating: Soft 7, Weather: Showery, Rail Position: +3.5m

Section	Overall	L1200	L1000	L800	L600	L400	L200
Section Times	1:27.29 [10] (0:13.91)	1:13.38 [9] (0:11.84)	1:01.54 [9] (0:12.31)	0:49.23 [8] (0:12.96)	0:36.27 [8] (0:11.63)	0:24.64 [9] (0:11.70)	0:12.94 [9] (0:12.94)
Average Speed [km/h]	51.8	60.7	58.6	57.0	62.0	61.6	55.6
Top Speed [km/h]	61.6	61.5	61.5	60.4	63.9	63.9	58.2
Avg. Dist. to Rail [m]	3.9	0.5	0.8	3.2	6.9	9.2	9.3
Avg. Stride Freq. [Hz]	2.1	2.2	2.2	2.2	2.3	2.3	2.1
Avg. Stride Length [m]	6.7	7.3	7.2	7.3	7.7	7.6	7.2



- [ ] Ranking at each section and finish
- :-:- No data available at this section
- NA No data available