



Rockhampton QLD

Race 9: COCOBREW ST PATRICK'S FASHIONS ON THE FIELD Class 1 Handicap - 1100m

16 February 2024 - 5:11PM



Track Rating: Soft 7, Weather: Showers, Rail Position: +3.5m

Section Field Times		Overall	L1000	L800	L600	L400	L200							
		1:04.63 (0:07.07)	0:57.56 (0:11.31)	0:46.25 (0:11.55)	0:34.70 (0:11.02)	0:23.68 (0:11.28)	0:12.39 (0:12.39)							
Position	#	Horse/Jockey	Barrier	Top Speed [km/h]	Fastest Section	First 400m	Overall	L1000	L800	L600	L400	L200	Margin	Distance Travelled From Winner [m]
1	3	LETS DANCE JANDY	5	67.1	0:07.07	0:24.15	1:04.63	0:57.56 [1]	0:46.25 [1]	0:34.70 [1]	0:23.54 [4]	0:12.39 [1]	1:04.63	
		Alisha Donald		200-0	1000-800		(0:07.07)	(0:11.31)	(0:11.55)	(0:11.16)	(0:11.15)	(0:12.39)		
2	7	DOUBTING EYE	1	67.4	0:07.21	0:24.23	1:04.79	0:57.58 [3]	0:46.34 [4]	0:34.82 [3]	0:23.84 [2]	0:12.53 [2]	0.92L	+3
		Warwick Satherley		400-200	1000-800		(0:07.21)	(0:11.24)	(0:11.52)	(0:10.98)	(0:11.31)	(0:12.53)		
3	13	LOVE MY LOUIS	2	66.6	0:07.28	0:24.36	1:05.08	0:57.80 [5]	0:46.58 [5]	0:34.87 [5]	0:23.79 [5]	0:12.52 [4]	2.64L	+7
		Karl Zechner		200-0	1000-800		(0:07.28)	(0:11.22)	(0:11.71)	(0:11.08)	(0:11.27)	(0:12.52)		
4	10	KAMARCHER	3	67.2	0:07.76	0:24.62	1:05.24	0:57.48 [10]	0:46.31 [9]	0:34.65 [8]	0:23.67 [7]	0:12.41 [6]	3.58L	+1
		Minonette Kennedy		400-200	1000-800		(0:07.76)	(0:11.17)	(0:11.66)	(0:10.98)	(0:11.26)	(0:12.41)		
5	5	TAKERU	14	67.6	0:07.11	0:24.21	1:05.65	0:58.54 [2]	0:47.27 [2]	0:35.72 [2]	0:24.71 [1]	0:13.19 [3]	5.98L	+7
		Ryan Wiggins		400-200	1000-800		(0:07.11)	(0:11.27)	(0:11.55)	(0:11.01)	(0:11.52)	(0:13.19)		
6	2	RUSSIAN RUBLE	7	66.3	0:07.50	0:24.46	1:05.70	0:58.20 [8]	0:46.99 [7]	0:35.34 [7]	0:24.24 [6]	0:12.72 [7]	6.25L	+5
		Ashley Butler		400-200	1000-800		(0:07.50)	(0:11.21)	(0:11.65)	(0:11.10)	(0:11.52)	(0:12.72)		
7	11	ICE SKATER	6	66.8	0:07.27	0:24.32	1:05.83	0:58.56 [4]	0:47.42 [3]	0:35.70 [4]	0:24.75 [3]	0:13.16 [5]	7.01L	+8
		Adrian Layt		400-200	1000-800		(0:07.27)	(0:11.14)	(0:11.72)	(0:10.95)	(0:11.59)	(0:13.16)		
8	9	THE LAST SAGA	11	66.9	0:07.52	0:24.73	1:05.93	0:58.41 [9]	0:47.11 [8]	0:35.17 [9]	0:24.17 [9]	0:12.59 [8]	7.62L	+15
		Adam Sewell		400-200	1000-800		(0:07.52)	(0:11.30)	(0:11.94)	(0:11.00)	(0:11.57)	(0:12.59)		
9	8	KURYAKIN	9	66.6	0:08.17	0:25.41	1:06.35	0:58.18 [11]	0:46.84 [11]	0:35.12 [10]	0:23.94 [10]	0:12.49 [9]	10.07L	+4
		Tahlia Fenlon		800-600	1000-800		(0:08.17)	(0:11.34)	(0:11.72)	(0:11.18)	(0:11.45)	(0:12.49)		
10	12	MOONSCAPE	8	66.7	0:07.45	0:25.42	1:06.58	0:59.13 [7]	0:47.17 [10]	0:35.11 [11]	0:24.03 [11]	0:12.62 [11]	11.46L	+4
		Liv O'Donnell		400-200	1000-800		(0:07.45)	(0:11.96)	(0:12.06)	(0:11.08)	(0:11.41)	(0:12.62)		

Scratched: He's Essential (#1), Spring Valley (#4), Airit (#6)

- [] Position in running at each section and finish
- # Saddle cloth number
- :-:- No data available at this section
- █ Background shading for fastest section
- NA No data available



Rockhampton QLD
Race 9: COCOBREW ST PATRICK'S FASHIONS ON THE FIELD Class 1
Handicap - 1100m
16 February 2024 - 5:11PM



Track Rating: Soft 7, Weather: Showers, Rail Position: +3.5m

Section Field Times							Overall	L1000	L800	L600	L400	L200		
							1:04.63 (0:07.07)	0:57.56 (0:11.31)	0:46.25 (0:11.55)	0:34.70 (0:11.02)	0:23.68 (0:11.28)	0:12.39 (0:12.39)		
Position	#	Horse/Jockey	Barrier	Top Speed [km/h]	Fastest Section	First 400m						Margin	Distance Travelled From Winner [m]	
11	14	ELVIARE	10	67.2	0:07.44	0:24.46	1:07.74	1:00.30 [6]	0:49.17 [6]	0:37.44 [6]	0:26.07 [8]	0:13.88 [10]	18.28L	+13
		Colin Lennon		800-600	1000-800		(0:07.44)	(0:11.13)	(0:11.73)	(0:11.37)	(0:12.19)	(0:13.88)		

Scratched: He's Essential (#1), Spring Valley (#4), Airit (#6)

- [] Position in running at each section and finish
- # Saddle cloth number
- :-:- No data available at this section
- Background shading for fastest section
- NA No data available

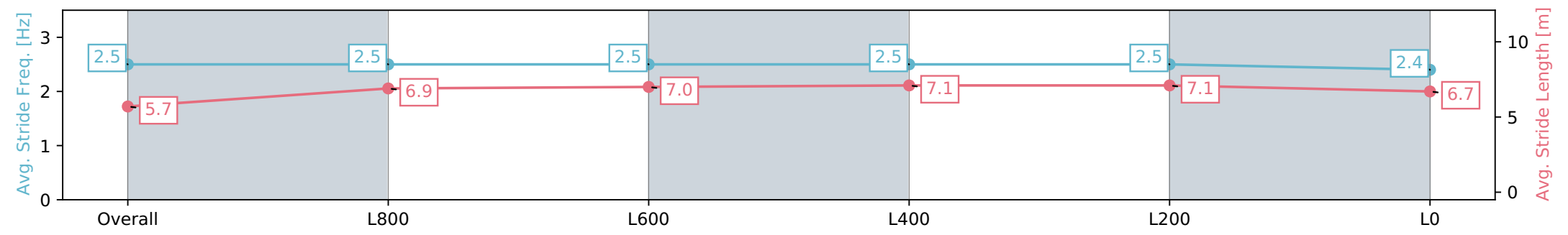
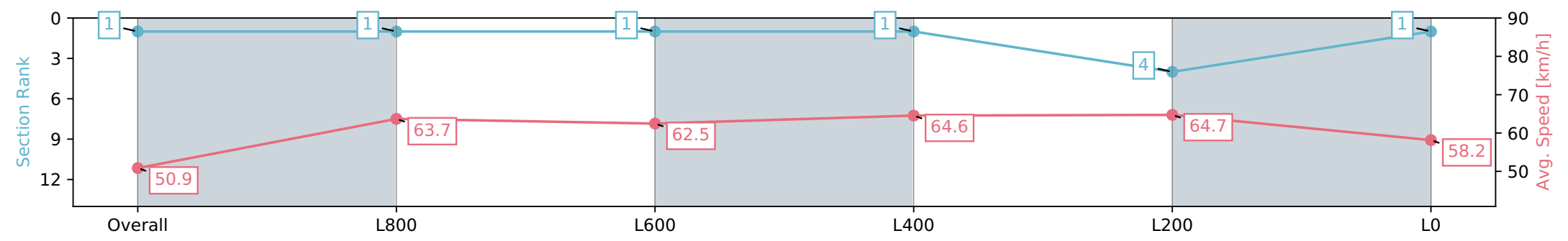
Horse/Jockey Name	LETS DANCE JANDY
Finish Rank	1
Fastest Section Time (Section)	0:07.07 (Overall)
Top Speed [km/h] (Section)	67.1 (L400)
Race State	Finished



Rockhampton QLD - Professional
 Race 9: COCOBREW ST PATRICK'S FASHIONS ON THE FIELD Class 1 Handicap - 1100m
 16 February 2024 - 5:11PM
 Track Rating: Soft 7, Weather: Showers, Rail Position: +3.5m



Section	Overall	L1000	L800	L600	L400	L200
Section Times	1:04.63 [1] (0:07.07)	0:57.56 [1] (0:11.31)	0:46.25 [1] (0:11.55)	0:34.70 [1] (0:11.16)	0:23.54 [4] (0:11.15)	0:12.39 [1] (0:12.39)
Average Speed [km/h]	50.9	63.7	62.5	64.6	64.7	58.2
Top Speed [km/h]	62.4	64.8	63.3	66.8	67.1	61.6
Avg. Dist. to Rail [m]	2.5	0.4	0.7	5.3	7.8	9.4
Avg. Stride Freq. [Hz]	2.5	2.5	2.5	2.5	2.5	2.4
Avg. Stride Length [m]	5.7	6.9	7.0	7.1	7.1	6.7



Report Created: Fri 16 February 2024 18:59:13 GMT+11 (Note: Timing is based on positional data)

- [] Ranking at each section and finish
- :-:- No data available at this section
- NA No data available



Horse/Jockey Name	DOUBTING EYE
Finish Rank	2
Fastest Section Time (Section)	0:07.21 (Overall)
Top Speed [km/h] (Section)	67.4 (L600)
Race State	Finished



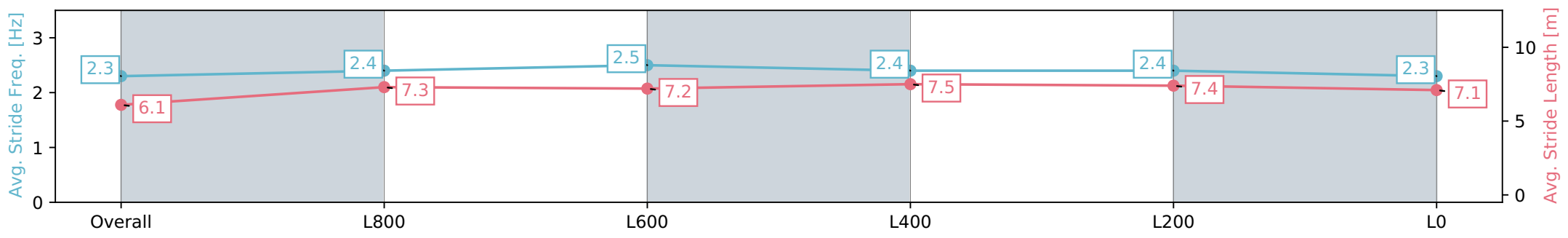
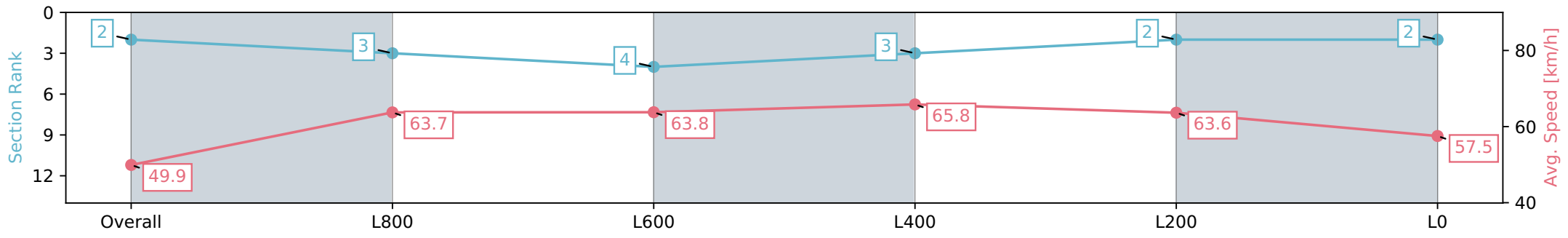
Rockhampton QLD - Professional
 Race 9: COCOBREW ST PATRICK'S FASHIONS ON THE
 FIELD Class 1 Handicap - 1100m



16 February 2024 - 5:11PM

Track Rating: Soft 7, Weather: Showers, Rail Position: +3.5m

Section	Overall	L1000	L800	L600	L400	L200
Section Times	1:04.79 [2] (0:07.21)	0:57.58 [3] (0:11.24)	0:46.34 [4] (0:11.52)	0:34.82 [3] (0:10.98)	0:23.84 [2] (0:11.31)	0:12.53 [2] (0:12.53)
Average Speed [km/h]	49.9	63.7	63.8	65.8	63.6	57.5
Top Speed [km/h]	62.5	65.4	65.6	67.4	67.1	60.3
Avg. Dist. to Rail [m]	0.5	0.8	2.7	6.1	9.0	11.5
Avg. Stride Freq. [Hz]	2.3	2.4	2.5	2.4	2.4	2.3
Avg. Stride Length [m]	6.1	7.3	7.2	7.5	7.4	7.1



Report Created: Fri 16 February 2024 18:59:16 GMT+11 (Note: Timing is based on positional data)

- [] Ranking at each section and finish
- :-:- No data available at this section
- NA No data available



Horse/Jockey Name	LOVE MY LOUIS
Finish Rank	3
Fastest Section Time (Section)	0:07.28 (Overall)
Top Speed [km/h] (Section)	66.6 (L400)
Race State	Finished



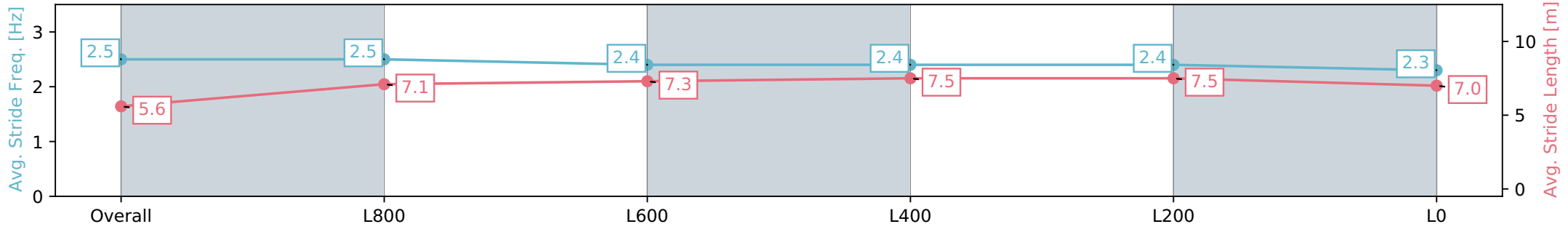
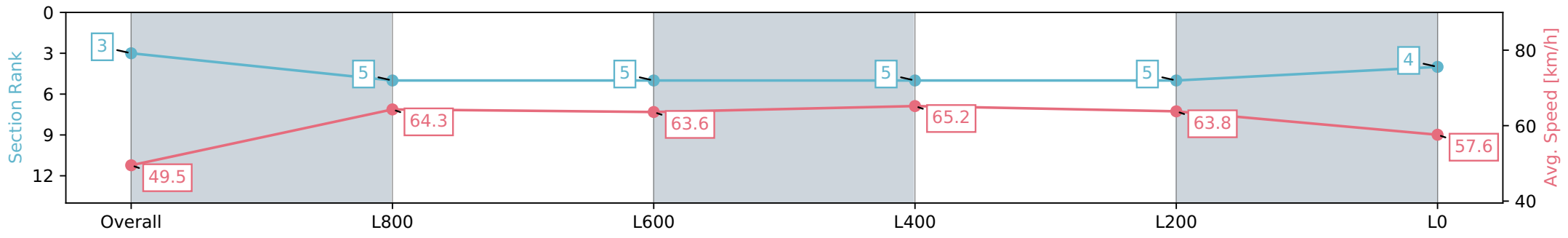
Rockhampton QLD - Professional
 Race 9: COCOBREW ST PATRICK'S FASHIONS ON THE
 FIELD Class 1 Handicap - 1100m



16 February 2024 - 5:11PM

Track Rating: Soft 7, Weather: Showers, Rail Position: +3.5m

Section	Overall	L1000	L800	L600	L400	L200	L0
Section Times	1:05.08 [3] (0:07.28)	0:57.80 [5] (0:11.22)	0:46.58 [5] (0:11.71)	0:34.87 [5] (0:11.08)	0:23.79 [5] (0:11.27)	0:12.52 [4]	0:12.52 [4]
Average Speed [km/h]	49.5	64.3	63.6	65.2	63.8	57.6	
Top Speed [km/h]	60.9	65.9	66.1	66.4	66.6	61.0	
Avg. Dist. to Rail [m]	0.8	0.7	4.2	7.6	8.1	7.5	
Avg. Stride Freq. [Hz]	2.5	2.5	2.4	2.4	2.4	2.3	
Avg. Stride Length [m]	5.6	7.1	7.3	7.5	7.5	7.0	



Report Created: Fri 16 February 2024 18:59:19 GMT+11 (Note: Timing is based on positional data)

- [] Ranking at each section and finish
- :-:- No data available at this section
- NA No data available



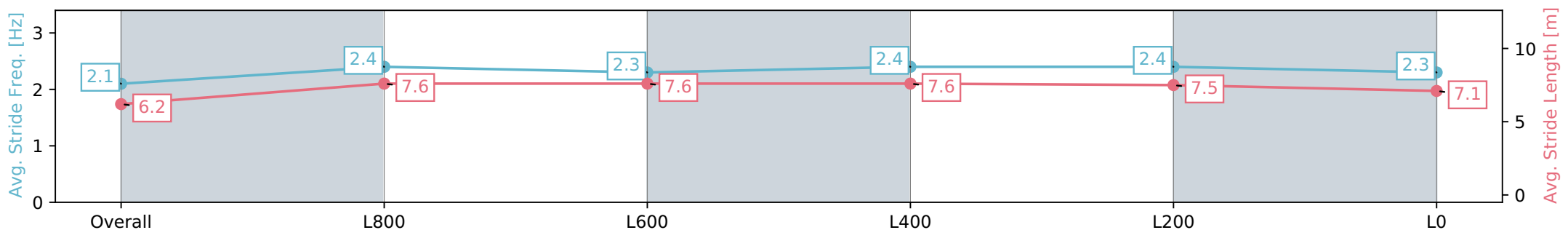
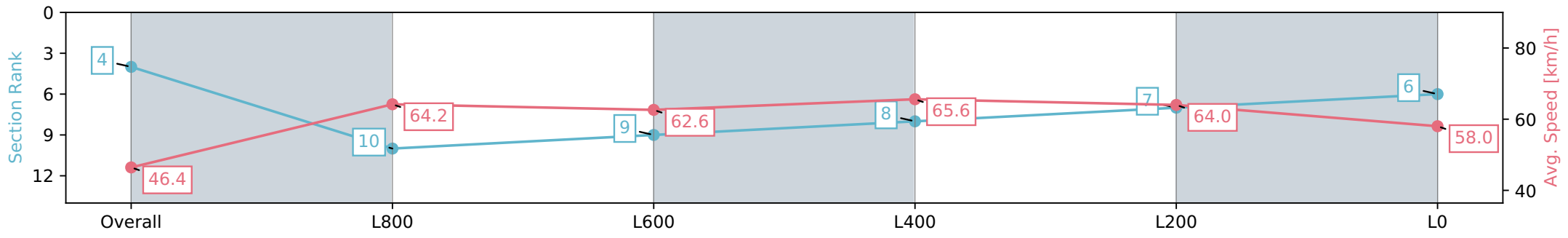
Horse/Jockey Name	KAMARCHER
Finish Rank	4
Fastest Section Time (Section)	0:07.76 (Overall)
Top Speed [km/h] (Section)	67.2 (L600)
Race State	Finished



Rockhampton QLD - Professional
 Race 9: COCOBREW ST PATRICK'S FASHIONS ON THE FIELD Class 1 Handicap - 1100m
 16 February 2024 - 5:11PM
 Track Rating: Soft 7, Weather: Showers, Rail Position: +3.5m



Section	Overall	L1000	L800	L600	L400	L200
Section Times	1:05.24 [4] (0:07.76)	0:57.48 [10] (0:11.17)	0:46.31 [9] (0:11.66)	0:34.65 [8] (0:10.98)	0:23.67 [7] (0:11.26)	0:12.41 [6] (0:12.41)
Average Speed [km/h]	46.4	64.2	62.6	65.6	64.0	58.0
Top Speed [km/h]	61.5	65.0	63.8	67.2	66.9	61.1
Avg. Dist. to Rail [m]	0.8	0.8	1.8	3.1	3.6	4.4
Avg. Stride Freq. [Hz]	2.1	2.4	2.3	2.4	2.4	2.3
Avg. Stride Length [m]	6.2	7.6	7.6	7.6	7.5	7.1



Report Created: Fri 16 February 2024 18:59:22 GMT+11 (Note: Timing is based on positional data)

- [] Ranking at each section and finish
- :-:- No data available at this section
- NA No data available



Horse/Jockey Name	TAKERU
Finish Rank	5
Fastest Section Time (Section)	0:07.11 (Overall)
Top Speed [km/h] (Section)	67.6 (L600)
Race State	Finished



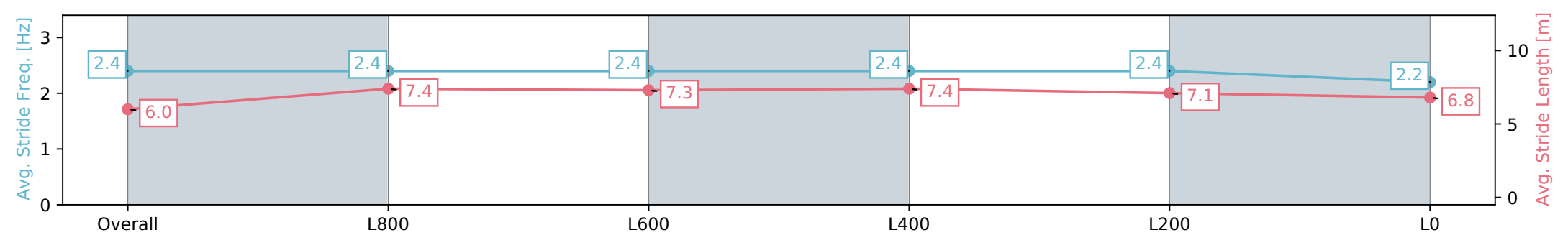
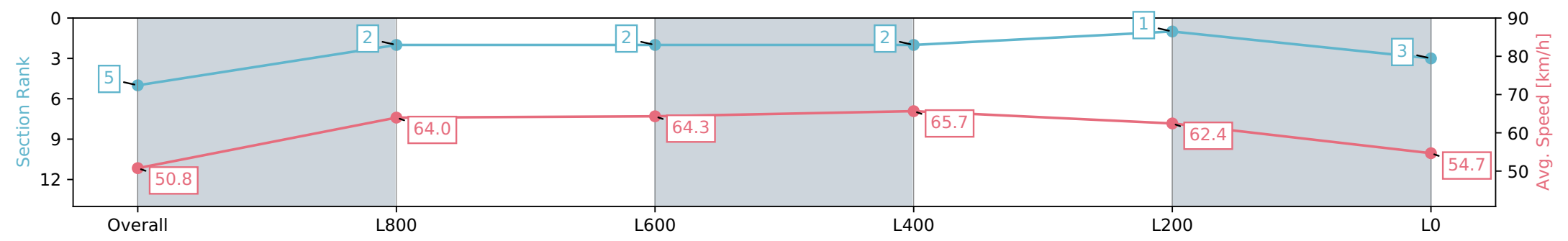
Rockhampton QLD - Professional
 Race 9: COCOBREW ST PATRICK'S FASHIONS ON THE
 FIELD Class 1 Handicap - 1100m



16 February 2024 - 5:11PM

Track Rating: Soft 7, Weather: Showers, Rail Position: +3.5m

Section	Overall	L1000	L800	L600	L400	L200
Section Times	1:05.65 [5] (0:07.11)	0:58.54 [2] (0:11.27)	0:47.27 [2] (0:11.55)	0:35.72 [2] (0:11.01)	0:24.71 [1] (0:11.52)	0:13.19 [3] (0:13.19)
Average Speed [km/h]	50.8	64.0	64.3	65.7	62.4	54.7
Top Speed [km/h]	64.3	65.0	66.0	67.6	66.1	58.8
Avg. Dist. to Rail [m]	6.5	0.9	3.8	7.7	9.1	9.7
Avg. Stride Freq. [Hz]	2.4	2.4	2.4	2.4	2.4	2.2
Avg. Stride Length [m]	6.0	7.4	7.3	7.4	7.1	6.8



- [] Ranking at each section and finish
- :-:- No data available at this section
- NA No data available

Horse/Jockey Name	RUSSIAN RUBLE
Finish Rank	6
Fastest Section Time (Section)	0:07.50 (Overall)
Top Speed [km/h] (Section)	66.3 (L600)
Race State	Finished



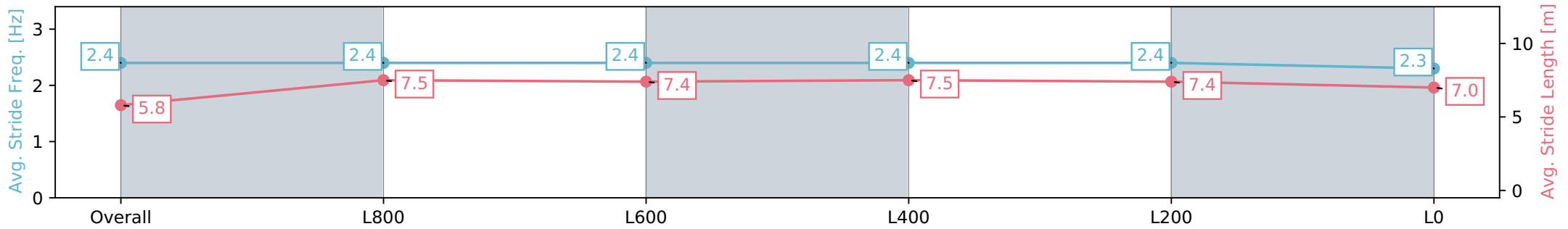
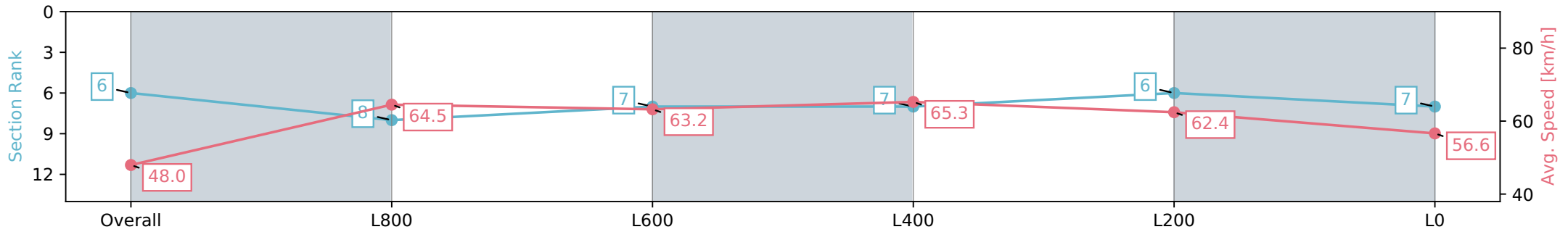
Rockhampton QLD - Professional
 Race 9: COCOBREW ST PATRICK'S FASHIONS ON THE
 FIELD Class 1 Handicap - 1100m



16 February 2024 - 5:11PM

Track Rating: Soft 7, Weather: Showers, Rail Position: +3.5m

Section	Overall	L1000	L800	L600	L400	L200
Section Times	1:05.70 [6] (0:07.50)	0:58.20 [8] (0:11.21)	0:46.99 [7] (0:11.65)	0:35.34 [7] (0:11.10)	0:24.24 [6] (0:11.52)	0:12.72 [7] (0:12.72)
Average Speed [km/h]	48.0	64.5	63.2	65.3	62.4	56.6
Top Speed [km/h]	61.2	66.3	66.0	66.3	65.4	59.5
Avg. Dist. to Rail [m]	4.1	1.4	3.1	7.9	11.2	10.0
Avg. Stride Freq. [Hz]	2.4	2.4	2.4	2.4	2.4	2.3
Avg. Stride Length [m]	5.8	7.5	7.4	7.5	7.4	7.0



- [] Ranking at each section and finish
- :-:- No data available at this section
- NA No data available

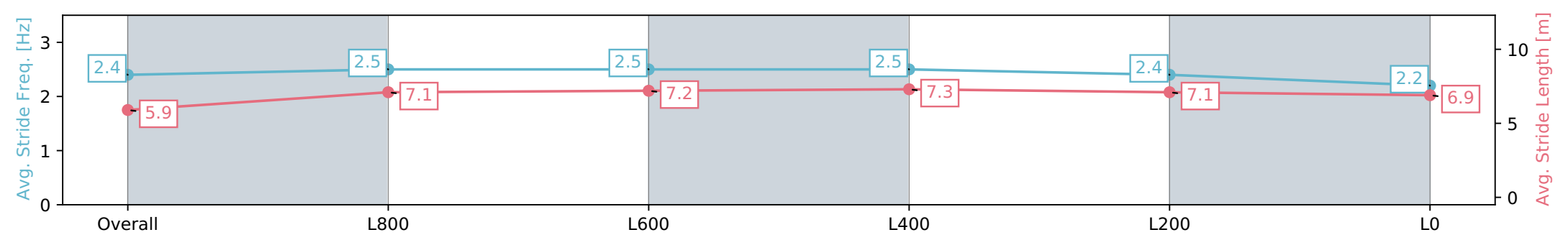
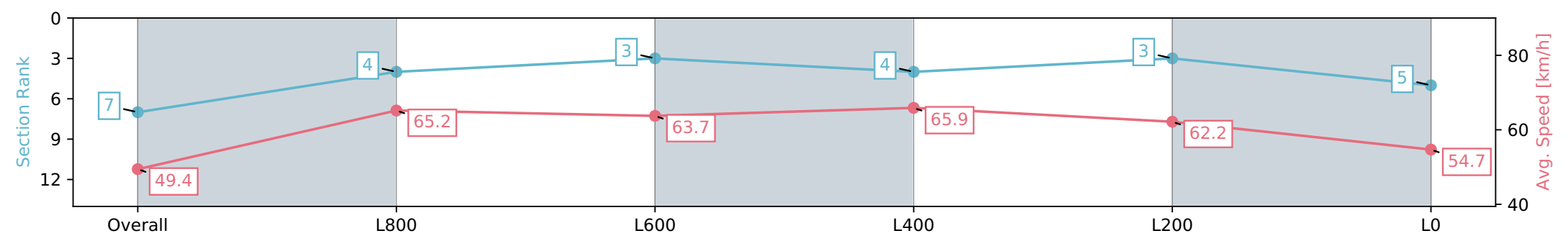
Horse/Jockey Name	ICE SKATER
Finish Rank	7
Fastest Section Time (Section)	0:07.27 (Overall)
Top Speed [km/h] (Section)	66.8 (L600)
Race State	Finished



Rockhampton QLD - Professional
 Race 9: COCOBREW ST PATRICK'S FASHIONS ON THE FIELD Class 1 Handicap - 1100m
 16 February 2024 - 5:11PM
 Track Rating: Soft 7, Weather: Showers, Rail Position: +3.5m



Section	Overall	L1000	L800	L600	L400	L200
Section Times	1:05.83 [7] (0:07.27)	0:58.56 [4] (0:11.14)	0:47.42 [3] (0:11.72)	0:35.70 [4] (0:10.95)	0:24.75 [3] (0:11.59)	0:13.16 [5] (0:13.16)
Average Speed [km/h]	49.4	65.2	63.7	65.9	62.2	54.7
Top Speed [km/h]	63.0	66.2	65.4	66.8	66.1	58.5
Avg. Dist. to Rail [m]	2.4	1.5	4.5	9.0	11.1	11.6
Avg. Stride Freq. [Hz]	2.4	2.5	2.5	2.5	2.4	2.2
Avg. Stride Length [m]	5.9	7.1	7.2	7.3	7.1	6.9



Report Created: Fri 16 February 2024 18:59:31 GMT+11 (Note: Timing is based on positional data)

- [] Ranking at each section and finish
- :-:- No data available at this section
- NA No data available



Horse/Jockey Name	THE LAST SAGA
Finish Rank	8
Fastest Section Time (Section)	0:07.52 (Overall)
Top Speed [km/h] (Section)	66.9 (L600)
Race State	Finished



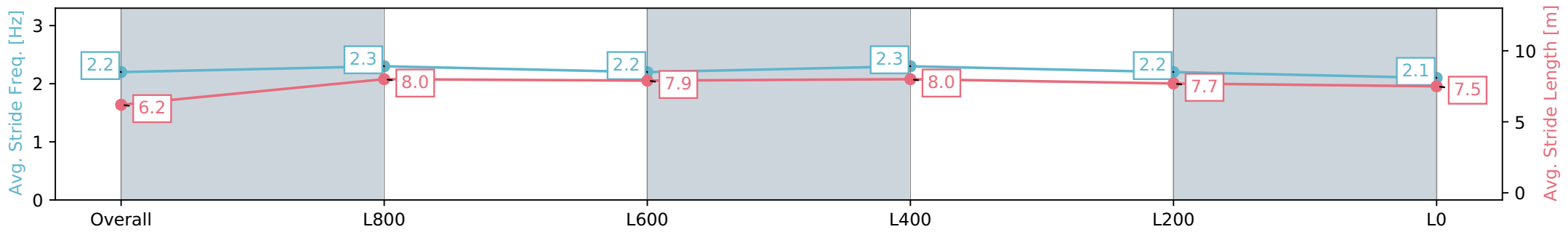
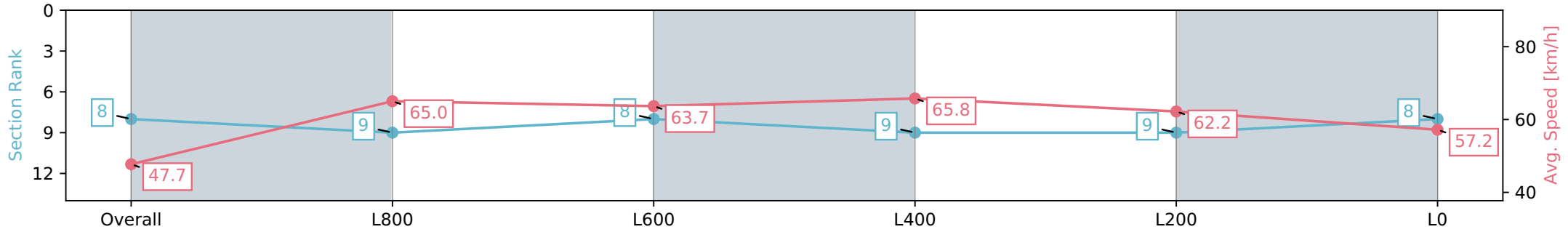
Rockhampton QLD - Professional
 Race 9: COCOBREW ST PATRICK'S FASHIONS ON THE
 FIELD Class 1 Handicap - 1100m



16 February 2024 - 5:11PM

Track Rating: Soft 7, Weather: Showers, Rail Position: +3.5m

Section	Overall	L1000	L800	L600	L400	L200	L0
Section Times	1:05.93 [8] (0:07.52)	0:58.41 [9] (0:11.30)	0:47.11 [8] (0:11.94)	0:35.17 [9] (0:11.00)	0:24.17 [9] (0:11.57)	0:12.59 [8] (0:12.59)	
Average Speed [km/h]	47.7	65.0	63.7	65.8	62.2	57.2	
Top Speed [km/h]	62.3	66.5	64.6	66.9	65.1	59.3	
Avg. Dist. to Rail [m]	7.3	4.0	7.0	8.9	12.9	12.9	
Avg. Stride Freq. [Hz]	2.2	2.3	2.2	2.3	2.2	2.1	
Avg. Stride Length [m]	6.2	8.0	7.9	8.0	7.7	7.5	



Report Created: Fri 16 February 2024 18:59:34 GMT+11 (Note: Timing is based on positional data)

- [] Ranking at each section and finish
- :-:- No data available at this section
- NA No data available

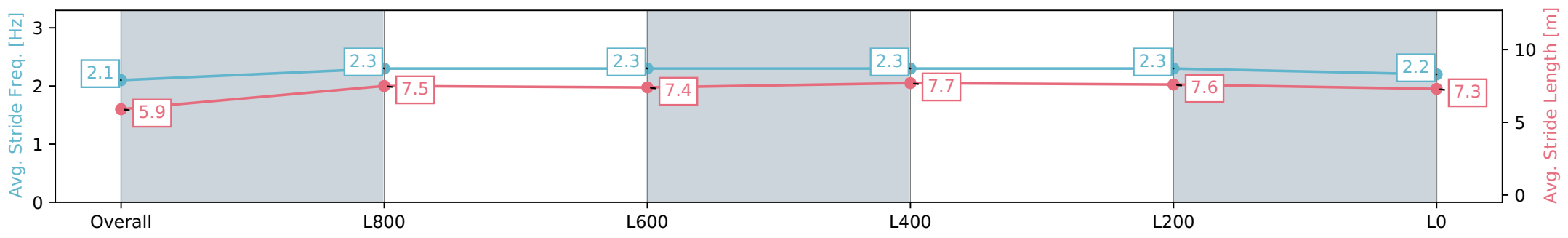
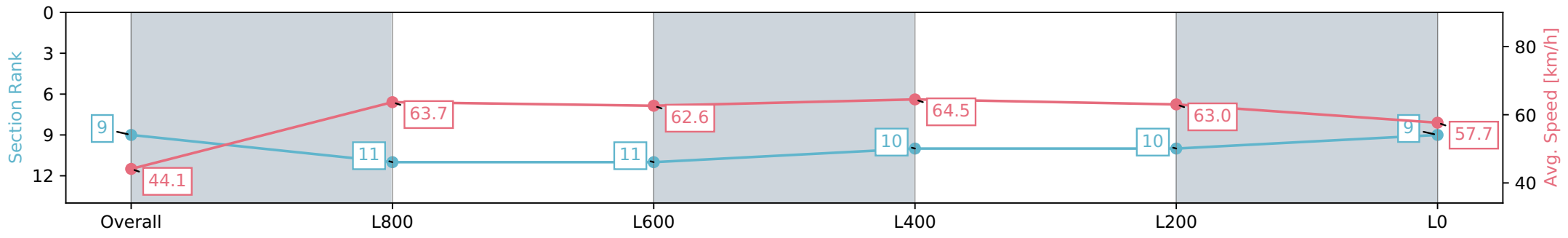
Horse/Jockey Name	KURYAKIN
Finish Rank	9
Fastest Section Time (Section)	0:08.17 (Overall)
Top Speed [km/h] (Section)	66.6 (L1000)
Race State	Finished



Rockhampton QLD - Professional
 Race 9: COCOBREW ST PATRICK'S FASHIONS ON THE FIELD Class 1 Handicap - 1100m
 16 February 2024 - 5:11PM
 Track Rating: Soft 7, Weather: Showers, Rail Position: +3.5m



Section	Overall	L1000	L800	L600	L400	L200
Section Times	1:06.35 [9] (0:08.17)	0:58.18 [11] (0:11.34)	0:46.84 [11] (0:11.72)	0:35.12 [10] (0:11.18)	0:23.94 [10] (0:11.45)	0:12.49 [9] (0:12.49)
Average Speed [km/h]	44.1	63.7	62.6	64.5	63.0	57.7
Top Speed [km/h]	61.6	66.6	63.6	65.5	65.1	60.4
Avg. Dist. to Rail [m]	4.8	0.7	2.7	4.4	4.9	5.3
Avg. Stride Freq. [Hz]	2.1	2.3	2.3	2.3	2.3	2.2
Avg. Stride Length [m]	5.9	7.5	7.4	7.7	7.6	7.3



Report Created: Fri 16 February 2024 18:59:36 GMT+11 (Note: Timing is based on positional data)

- [] Ranking at each section and finish
- :-:- No data available at this section
- NA No data available



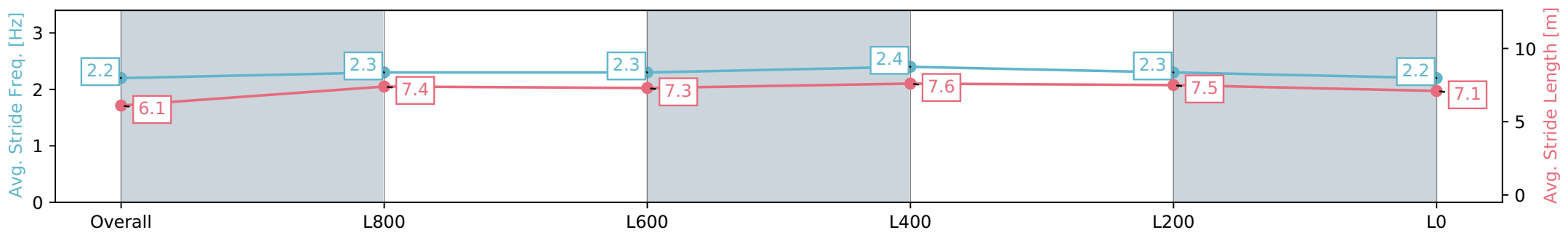
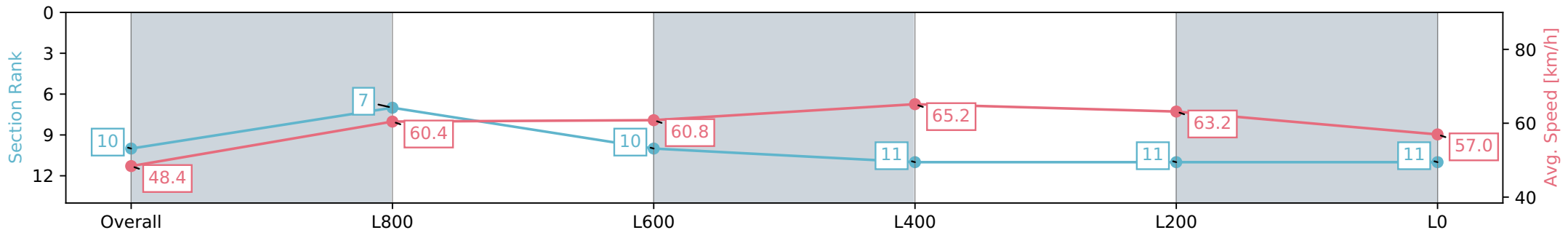
Horse/Jockey Name	MOONSCAPE
Finish Rank	10
Fastest Section Time (Section)	0:07.45 (Overall)
Top Speed [km/h] (Section)	66.7 (L600)
Race State	Finished



Rockhampton QLD - Professional
 Race 9: COCOBREW ST PATRICK'S FASHIONS ON THE FIELD Class 1 Handicap - 1100m
 16 February 2024 - 5:11PM
 Track Rating: Soft 7, Weather: Showers, Rail Position: +3.5m



Section	Overall	L1000	L800	L600	L400	L200
Section Times	1:06.58 [10] (0:07.45)	0:59.13 [7] (0:11.96)	0:47.17 [10] (0:12.06)	0:35.11 [11] (0:11.08)	0:24.03 [11] (0:11.41)	0:12.62 [11] (0:12.62)
Average Speed [km/h]	48.4	60.4	60.8	65.2	63.2	57.0
Top Speed [km/h]	60.4	61.0	62.6	66.7	65.8	60.5
Avg. Dist. to Rail [m]	5.2	1.5	2.4	6.3	7.3	6.5
Avg. Stride Freq. [Hz]	2.2	2.3	2.3	2.4	2.3	2.2
Avg. Stride Length [m]	6.1	7.4	7.3	7.6	7.5	7.1



Report Created: Fri 16 February 2024 18:59:39 GMT+11 (Note: Timing is based on positional data)

- [] Ranking at each section and finish
- :-:- No data available at this section
- NA No data available



Horse/Jockey Name	ELVIARE
Finish Rank	11
Fastest Section Time (Section)	0:07.44 (Overall)
Top Speed [km/h] (Section)	67.2 (L1000)
Race State	Finished



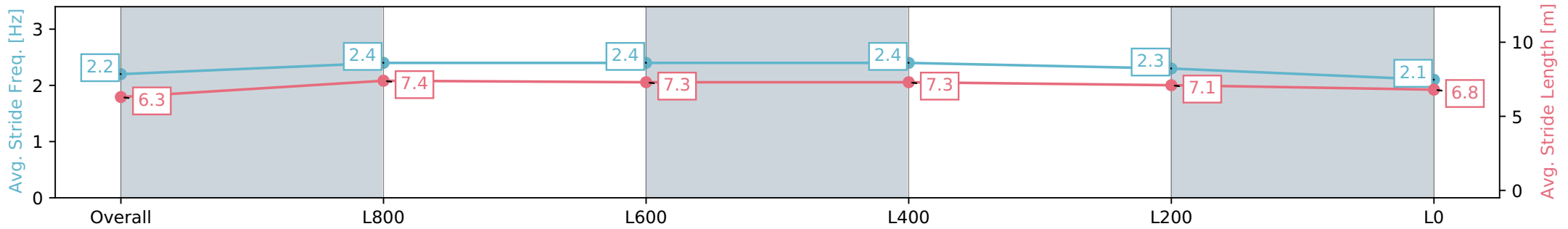
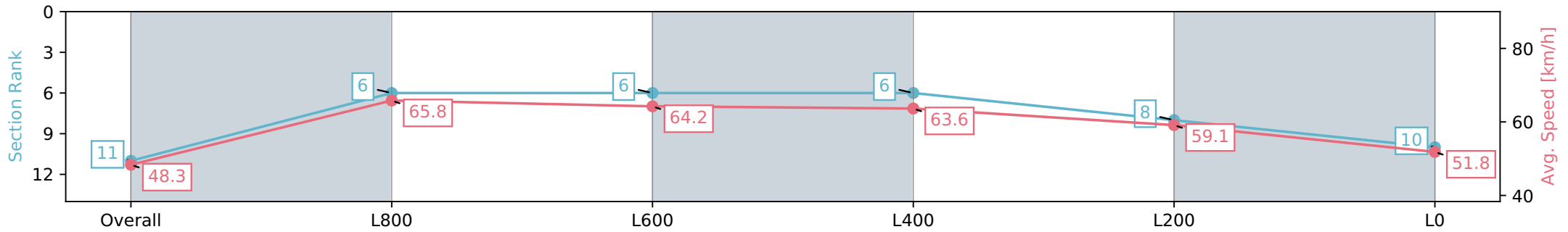
Rockhampton QLD - Professional
 Race 9: COCOBREW ST PATRICK'S FASHIONS ON THE
 FIELD Class 1 Handicap - 1100m



16 February 2024 - 5:11PM

Track Rating: Soft 7, Weather: Showers, Rail Position: +3.5m

Section	Overall	L1000	L800	L600	L400	L200	L0
Section Times	1:07.74 [11] (0:07.44)	1:00.30 [6] (0:11.13)	0:49.17 [6] (0:11.73)	0:37.44 [6] (0:11.37)	0:26.07 [8] (0:12.19)	0:13.88 [10] (0:13.88)	
Average Speed [km/h]	48.3	65.8	64.2	63.6	59.1	51.8	
Top Speed [km/h]	63.3	67.2	65.2	64.9	62.1	55.0	
Avg. Dist. to Rail [m]	6.6	3.2	5.8	10.1	15.8	17.5	
Avg. Stride Freq. [Hz]	2.2	2.4	2.4	2.4	2.3	2.1	
Avg. Stride Length [m]	6.3	7.4	7.3	7.3	7.1	6.8	



- [] Ranking at each section and finish
- :-:- No data available at this section
- NA No data available