



# Aquis Park Gold Coast Poly QLD Professional

## Race 1: NETWORK ARCHITECTURAL Maiden Handicap - 1540m



17 February 2024 - 13:39

Track Rating: Synthetic, Weather: Fine, Rail Position: True

| Section     |   | Overall              | 1400m                | 1200m                | 1000m                    | 800m                     | 600m                     | 400m                     | Last 600m                |                          |                          |         |                        |
|-------------|---|----------------------|----------------------|----------------------|--------------------------|--------------------------|--------------------------|--------------------------|--------------------------|--------------------------|--------------------------|---------|------------------------|
| Field Times |   | 1:35.19<br>(0:10.78) | 1:24.41<br>(0:12.44) | 1:11.97<br>(0:12.62) | 0:59.35<br>(0:12.73)     | 0:46.62<br>(0:11.97)     | 0:34.65<br>(0:11.44)     | 0:23.21<br>(0:11.29)     | 0:34.65                  |                          |                          |         |                        |
| Rank        | TAB Horse/Jockey                            | Barrier              | Top Speed [km/h]     | Fastest Section      |                          |                          |                          |                          |                          |                          |                          |         | Distance Travelled [m] |
| 1           | 2 SINGULAR<br>Jai Williams                  | 4                    | 65.1<br>600m         | 0:10.78<br>Overall   | 1:35.19 [1]<br>(0:10.78) | 1:24.41 [1]<br>(0:12.44) | 1:11.97 [1]<br>(0:12.62) | 0:59.35 [1]<br>(0:12.73) | 0:46.62 [1]<br>(0:11.97) | 0:34.65 [1]<br>(0:11.44) | 0:23.21 [1]<br>(0:11.29) | 0:34.65 |                        |
| 2           | 4 CRUSADER RAZOR<br>Ryan Wiggins            | 5                    | 65.0<br>400m         | 0:11.27<br>Overall   | 1:35.53 [2]<br>(0:11.27) | 1:24.26 [4]<br>(0:12.43) | 1:11.83 [4]<br>(0:12.44) | 0:59.39 [4]<br>(0:12.83) | 0:46.56 [4]<br>(0:11.85) | 0:34.71 [4]<br>(0:11.34) | 0:23.37 [3]<br>(0:11.50) | 0:34.71 | +11                    |
| 3           | 3 SEEYA LATER GATER<br>Jag Guthmann-Chester | 3                    | 64.3<br>600m         | 0:11.39<br>600m      | 1:35.83 [3]<br>(0:11.46) | 1:24.37 [5]<br>(0:12.46) | 1:11.91 [5]<br>(0:12.49) | 0:59.42 [5]<br>(0:12.76) | 0:46.66 [5]<br>(0:11.85) | 0:34.81 [5]<br>(0:11.39) | 0:23.42 [5]<br>(0:11.62) | 0:34.81 | +2                     |
| 4           | 1 BAMBOOZLED<br>Michael Cahill              | 1                    | 63.4<br>600m         | 0:11.04<br>Overall   | 1:36.20 [4]<br>(0:11.04) | 1:25.16 [3]<br>(0:12.44) | 1:12.72 [3]<br>(0:12.52) | 1:00.20 [3]<br>(0:12.67) | 0:47.53 [2]<br>(0:11.99) | 0:35.54 [2]<br>(0:11.50) | 0:24.04 [2]<br>(0:11.53) | 0:35.54 | +3                     |
| 5           | 7 KLANG BOY<br>Emily Lang                   | 2                    | 63.6<br>600m         | 0:11.02<br>Overall   | 1:36.26 [5]<br>(0:11.02) | 1:25.24 [2]<br>(0:12.36) | 1:12.88 [2]<br>(0:12.54) | 1:00.34 [2]<br>(0:12.85) | 0:47.49 [3]<br>(0:11.92) | 0:35.57 [3]<br>(0:11.49) | 0:24.08 [4]<br>(0:11.65) | 0:35.57 | +8                     |
| 6           | 8 EVERCLEAR<br>Nathan Evans                 | 8                    | 65.5<br>600m         | 0:11.45<br>600m      | 1:36.67 [6]<br>(0:11.53) | 1:25.14 [6]<br>(0:12.48) | 1:12.66 [6]<br>(0:12.41) | 1:00.25 [6]<br>(0:12.82) | 0:47.43 [6]<br>(0:11.80) | 0:35.63 [6]<br>(0:11.45) | 0:24.18 [6]<br>(0:11.64) | 0:35.63 | +8                     |

Scratched: Don't Tell Peggy (#5), Whyteepee (#6), Ready By Midnight (#9)

[ ] Ranking at each section and finish  
 -:-:- No data available at this section  
 NA No data available

SCN Saddle cloth number  
 DNF Did not finish  
 DNT Did not track



**Aquis Park Gold Coast Poly QLD Professional**  
**Race 1: NETWORK ARCHITECTURAL Maiden Handicap - 1540m**  
**17 February 2024 - 13:39**



Track Rating: Synthetic, Weather: Fine, Rail Position: True

| Section     |     |  |         |                  |                    |                          | 200m                 |  |                        | Last 600m |
|-------------|-----|--|---------|------------------|--------------------|--------------------------|----------------------|--|------------------------|-----------|
| Field Times |     |  |         |                  |                    |                          | 0:11.92<br>(0:11.92) |  |                        | 0:34.65   |
| Rank        | TAB | Horse/Jockey                                     | Barrier | Top Speed [km/h] | Fastest Section    | Margin                   |                      |  | Distance Travelled [m] |           |
| 1           | 2   | <b>SINGULAR</b><br>Jai Williams                  | 4       | 65.1<br>600m     | 0:10.78<br>Overall | 0:11.92 [1]<br>(0:11.92) | 1:35.19              |  | 0:34.65                |           |
| 2           | 4   | <b>CRUSADER RAZOR</b><br>Ryan Wiggins            | 5       | 65.0<br>400m     | 0:11.27<br>Overall | 0:11.87 [2]<br>(0:11.87) | 1.8L                 |  | 0:34.71 +11            |           |
| 3           | 3   | <b>SEEYA LATER GATER</b><br>Jag Guthmann-Chester | 3       | 64.3<br>600m     | 0:11.39<br>600m    | 0:11.80 [5]<br>(0:11.80) | 3.6L                 |  | 0:34.81 +2             |           |
| 4           | 1   | <b>BAMBOOZLED</b><br>Michael Cahill              | 1       | 63.4<br>600m     | 0:11.04<br>Overall | 0:12.51 [3]<br>(0:12.51) | 5.6L                 |  | 0:35.54 +3             |           |
| 5           | 7   | <b>KLANG BOY</b><br>Emily Lang                   | 2       | 63.6<br>600m     | 0:11.02<br>Overall | 0:12.43 [4]<br>(0:12.43) | 5.8L                 |  | 0:35.57 +8             |           |
| 6           | 8   | <b>EVERCLEAR</b><br>Nathan Evans                 | 8       | 65.5<br>600m     | 0:11.45<br>600m    | 0:12.54 [6]<br>(0:12.54) | 8.1L                 |  | 0:35.63 +8             |           |

Scratched: Don't Tell Peggy (#5), Whyteepee (#6), Ready By Midnight (#9)

[ ] Ranking at each section and finish  
 -:-:- No data available at this section  
 NA No data available

SCN Saddle cloth number  
 DNF Did not finish  
 DNT Did not track



|                                |                   |
|--------------------------------|-------------------|
| Horse/Jockey Name              | Singular          |
| Final Rank                     | 1                 |
| Fastest Section Time (Section) | 0:10.78 (Overall) |
| Top Speed [km/h] (Section)     | 65.1 (600m)       |
| Race State                     | Finished          |



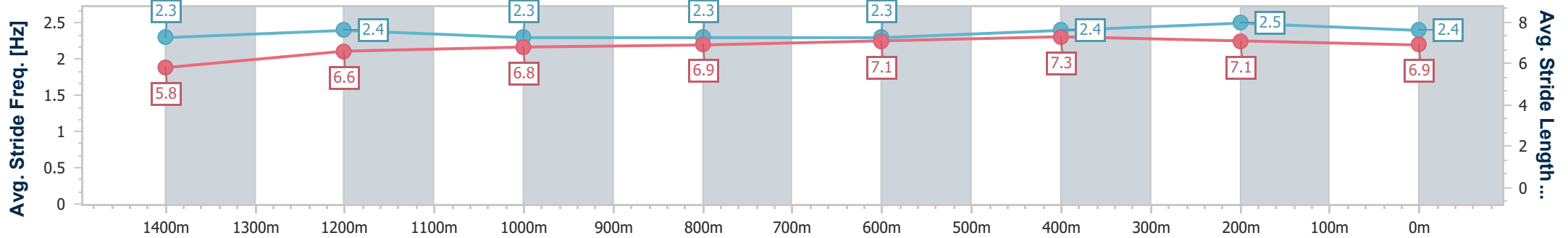
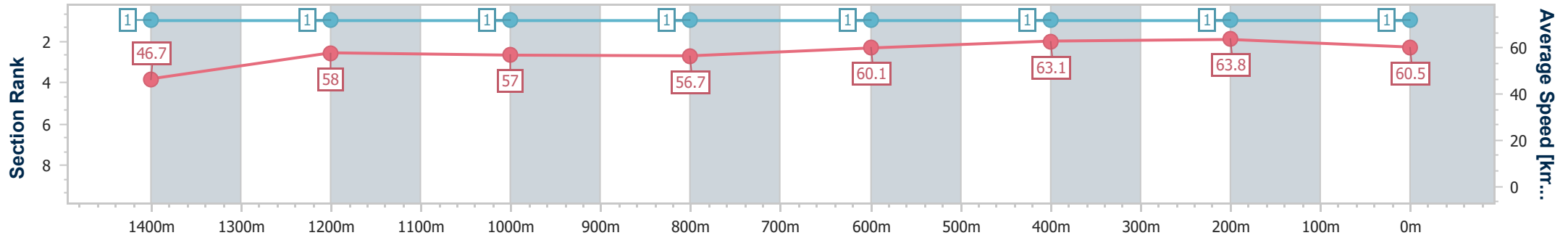
Aquis Park Gold Coast Poly QLD Professional  
Race 1: NETWORK ARCHITECTURAL Maiden Handicap - 1540m



17 February 2024 - 13:39

Track Rating: Synthetic, Weather: Fine, Rail Position: True

| Section                | Overall                  | 1400m                    | 1200m                    | 1000m                    | 800m                     | 600m                     | 400m                     | 200m                     |
|------------------------|--------------------------|--------------------------|--------------------------|--------------------------|--------------------------|--------------------------|--------------------------|--------------------------|
| Section Times          | 1:35.19 [1]<br>(0:10.78) | 1:24.41 [1]<br>(0:12.44) | 1:11.97 [1]<br>(0:12.62) | 0:59.35 [1]<br>(0:12.73) | 0:46.62 [1]<br>(0:11.97) | 0:34.65 [1]<br>(0:11.44) | 0:23.21 [1]<br>(0:11.29) | 0:11.92 [1]<br>(0:11.92) |
| Average Speed [km/h]   | 46.7                     | 58.0                     | 57.0                     | 56.7                     | 60.1                     | 63.1                     | 63.8                     | 60.5                     |
| Top Speed [km/h]       | 59.1                     | 58.8                     | 57.5                     | 57.9                     | 62.6                     | 65.1                     | 65.0                     | 63.4                     |
| Avg. Dist. to Rail [m] | 5.1                      | 0.5                      | 0.1                      | 0.3                      | 0.5                      | 0.5                      | 0.5                      | 0.7                      |
| Avg. Stride Freq. [Hz] | 2.3                      | 2.4                      | 2.3                      | 2.3                      | 2.3                      | 2.4                      | 2.5                      | 2.4                      |
| Avg. Stride Length [m] | 5.8                      | 6.6                      | 6.8                      | 6.9                      | 7.1                      | 7.3                      | 7.1                      | 6.9                      |



- [ ] Ranking at each section and finish
- .-.- No data available at this section
- NA No data available



|                                |                   |
|--------------------------------|-------------------|
| Horse/Jockey Name              | Crusader Razor    |
| Final Rank                     | 2                 |
| Fastest Section Time (Section) | 0:11.27 (Overall) |
| Top Speed [km/h] (Section)     | 65.0 (400m)       |
| Race State                     | Finished          |



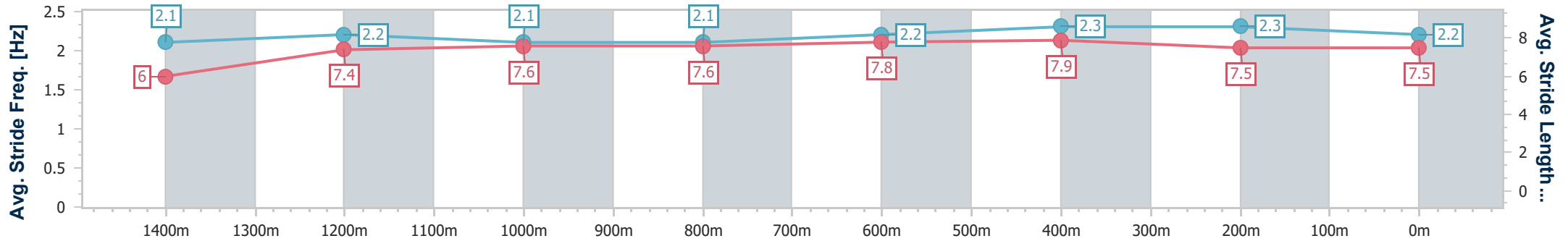
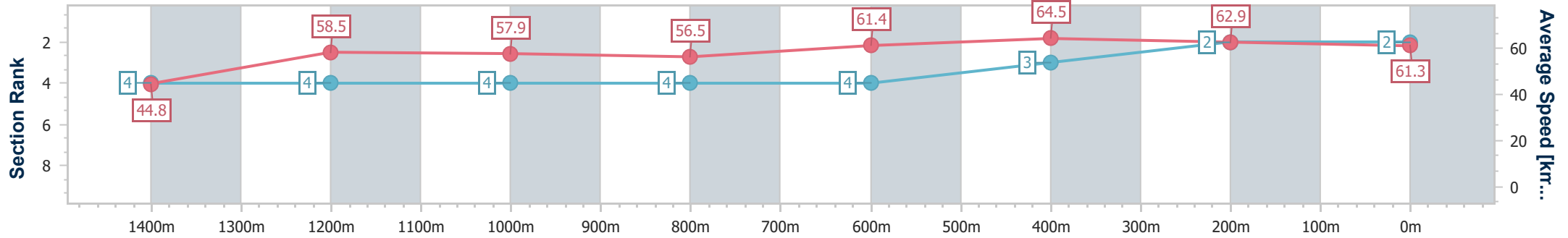
Aquis Park Gold Coast Poly QLD Professional  
Race 1: NETWORK ARCHITECTURAL Maiden Handicap - 1540m



17 February 2024 - 13:39

Track Rating: Synthetic, Weather: Fine, Rail Position: True

| Section                | Overall                  | 1400m                    | 1200m                    | 1000m                    | 800m                     | 600m                     | 400m                     | 200m                     |
|------------------------|--------------------------|--------------------------|--------------------------|--------------------------|--------------------------|--------------------------|--------------------------|--------------------------|
| Section Times          | 1:35.53 [2]<br>(0:11.27) | 1:24.26 [4]<br>(0:12.43) | 1:11.83 [4]<br>(0:12.44) | 0:59.39 [4]<br>(0:12.83) | 0:46.56 [4]<br>(0:11.85) | 0:34.71 [4]<br>(0:11.34) | 0:23.37 [3]<br>(0:11.50) | 0:11.87 [2]<br>(0:11.87) |
| Average Speed [km/h]   | 44.8                     | 58.5                     | 57.9                     | 56.5                     | 61.4                     | 64.5                     | 62.9                     | 61.3                     |
| Top Speed [km/h]       | 55.9                     | 59.7                     | 59.1                     | 58.7                     | 63.9                     | 64.9                     | 65.0                     | 62.2                     |
| Avg. Dist. to Rail [m] | 4.4                      | 1.3                      | 2.2                      | 2.6                      | 2.0                      | 2.8                      | 3.7                      | 3.1                      |
| Avg. Stride Freq. [Hz] | 2.1                      | 2.2                      | 2.1                      | 2.1                      | 2.2                      | 2.3                      | 2.3                      | 2.2                      |
| Avg. Stride Length [m] | 6.0                      | 7.4                      | 7.6                      | 7.6                      | 7.8                      | 7.9                      | 7.5                      | 7.5                      |



- [ ] Ranking at each section and finish
- .-.- No data available at this section
- NA No data available



|                                |                   |
|--------------------------------|-------------------|
| Horse/Jockey Name              | Seeya Later Gater |
| Final Rank                     | 3                 |
| Fastest Section Time (Section) | 0:11.39 (600m)    |
| Top Speed [km/h] (Section)     | 64.3 (600m)       |
| Race State                     | Finished          |



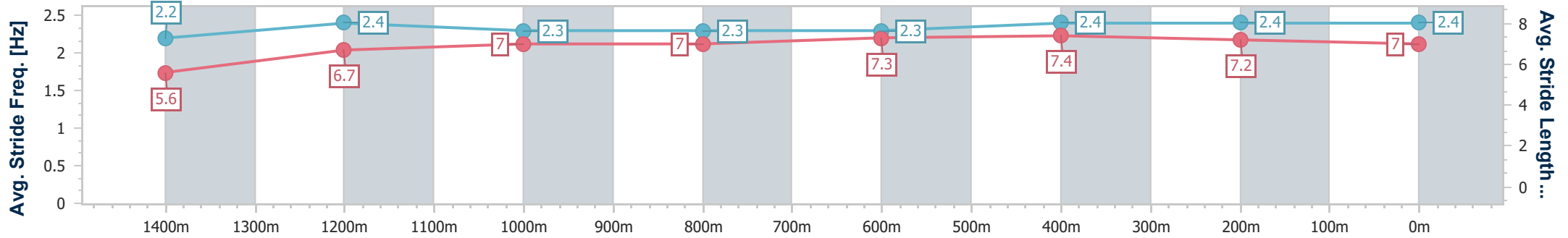
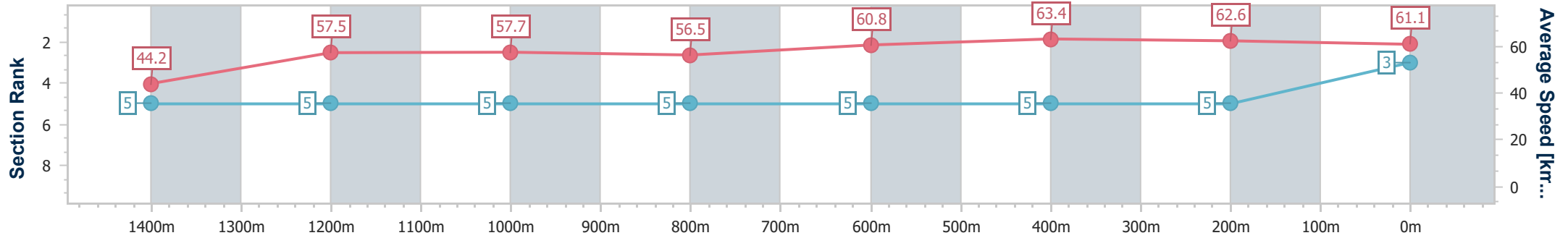
Aquis Park Gold Coast Poly QLD Professional  
Race 1: NETWORK ARCHITECTURAL Maiden Handicap - 1540m



17 February 2024 - 13:39

Track Rating: Synthetic, Weather: Fine, Rail Position: True

| Section                | Overall                  | 1400m                    | 1200m                    | 1000m                    | 800m                     | 600m                     | 400m                     | 200m                     |
|------------------------|--------------------------|--------------------------|--------------------------|--------------------------|--------------------------|--------------------------|--------------------------|--------------------------|
| Section Times          | 1:35.83 [3]<br>(0:11.46) | 1:24.37 [5]<br>(0:12.46) | 1:11.91 [5]<br>(0:12.49) | 0:59.42 [5]<br>(0:12.76) | 0:46.66 [5]<br>(0:11.85) | 0:34.81 [5]<br>(0:11.39) | 0:23.42 [5]<br>(0:11.62) | 0:11.80 [5]<br>(0:11.80) |
| Average Speed [km/h]   | 44.2                     | 57.5                     | 57.7                     | 56.5                     | 60.8                     | 63.4                     | 62.6                     | 61.1                     |
| Top Speed [km/h]       | 57.0                     | 59.3                     | 58.6                     | 58.5                     | 62.8                     | 64.3                     | 63.4                     | 63.0                     |
| Avg. Dist. to Rail [m] | 3.0                      | 0.5                      | 0.6                      | 1.4                      | 0.2                      | 0.6                      | 4.8                      | 5.2                      |
| Avg. Stride Freq. [Hz] | 2.2                      | 2.4                      | 2.3                      | 2.3                      | 2.3                      | 2.4                      | 2.4                      | 2.4                      |
| Avg. Stride Length [m] | 5.6                      | 6.7                      | 7.0                      | 7.0                      | 7.3                      | 7.4                      | 7.2                      | 7.0                      |



- [ ] Ranking at each section and finish
- .-.- No data available at this section
- NA No data available



|                                |                   |
|--------------------------------|-------------------|
| Horse/Jockey Name              | Bamboozled        |
| Final Rank                     | 4                 |
| Fastest Section Time (Section) | 0:11.04 (Overall) |
| Top Speed [km/h] (Section)     | 63.4 (600m)       |
| Race State                     | Finished          |



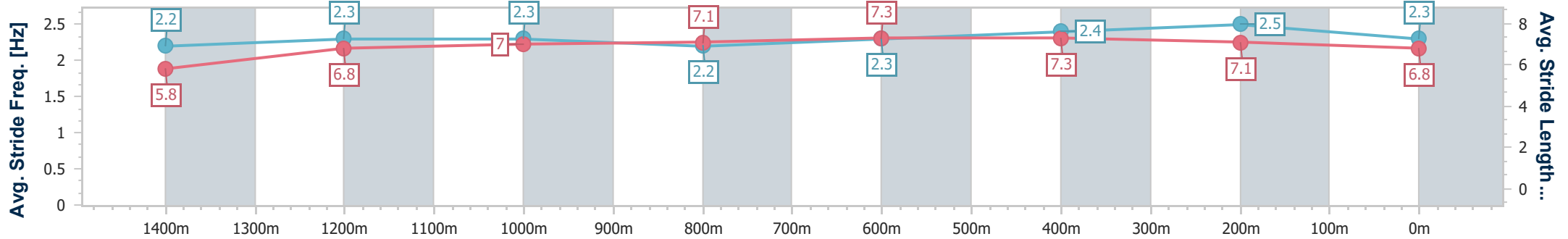
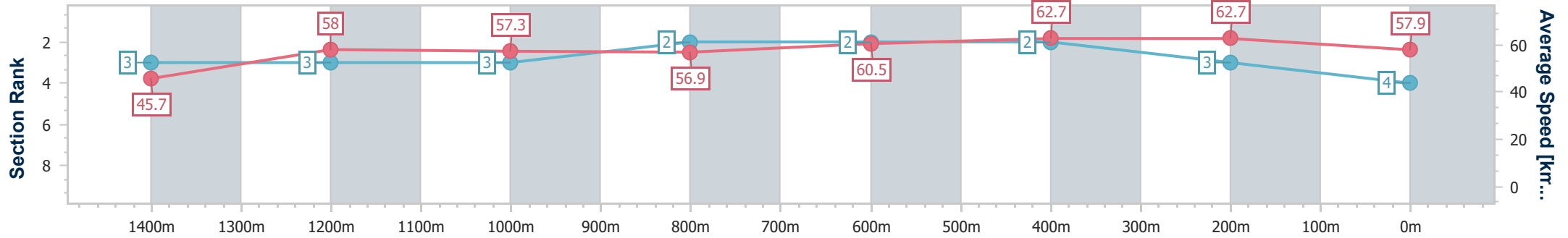
Aquis Park Gold Coast Poly QLD Professional  
Race 1: NETWORK ARCHITECTURAL Maiden Handicap - 1540m



17 February 2024 - 13:39

Track Rating: Synthetic, Weather: Fine, Rail Position: True

| Section                | Overall                  | 1400m                    | 1200m                    | 1000m                    | 800m                     | 600m                     | 400m                     | 200m                     |
|------------------------|--------------------------|--------------------------|--------------------------|--------------------------|--------------------------|--------------------------|--------------------------|--------------------------|
| Section Times          | 1:36.20 [4]<br>(0:11.04) | 1:25.16 [3]<br>(0:12.44) | 1:12.72 [3]<br>(0:12.52) | 1:00.20 [3]<br>(0:12.67) | 0:47.53 [2]<br>(0:11.99) | 0:35.54 [2]<br>(0:11.50) | 0:24.04 [2]<br>(0:11.53) | 0:12.51 [3]<br>(0:12.51) |
| Average Speed [km/h]   | 45.7                     | 58.0                     | 57.3                     | 56.9                     | 60.5                     | 62.7                     | 62.7                     | 57.9                     |
| Top Speed [km/h]       | 57.7                     | 58.7                     | 58.6                     | 58.6                     | 63.1                     | 63.4                     | 63.0                     | 61.2                     |
| Avg. Dist. to Rail [m] | 1.5                      | 0.2                      | 0.2                      | 0.2                      | 0.9                      | 0.7                      | 1.1                      | 0.8                      |
| Avg. Stride Freq. [Hz] | 2.2                      | 2.3                      | 2.3                      | 2.2                      | 2.3                      | 2.4                      | 2.5                      | 2.3                      |
| Avg. Stride Length [m] | 5.8                      | 6.8                      | 7.0                      | 7.1                      | 7.3                      | 7.3                      | 7.1                      | 6.8                      |



- [ ] Ranking at each section and finish
- .-.- No data available at this section
- NA No data available



|                                |                   |
|--------------------------------|-------------------|
| Horse/Jockey Name              | Klang Boy         |
| Final Rank                     | 5                 |
| Fastest Section Time (Section) | 0:11.02 (Overall) |
| Top Speed [km/h] (Section)     | 63.6 (600m)       |
| Race State                     | Finished          |



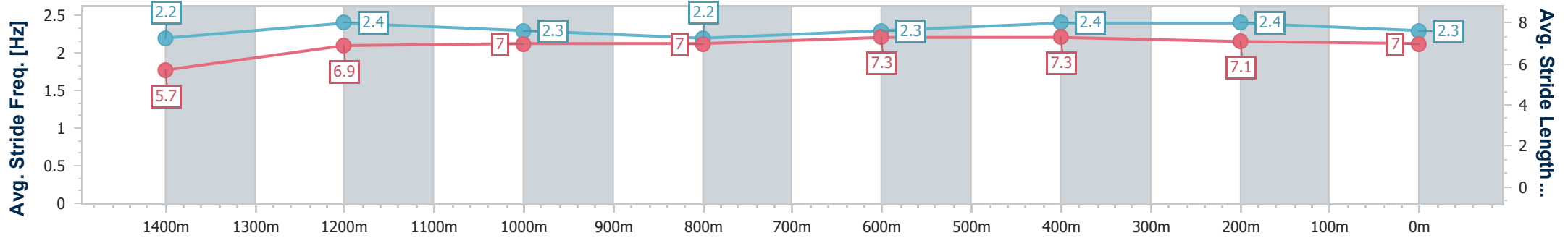
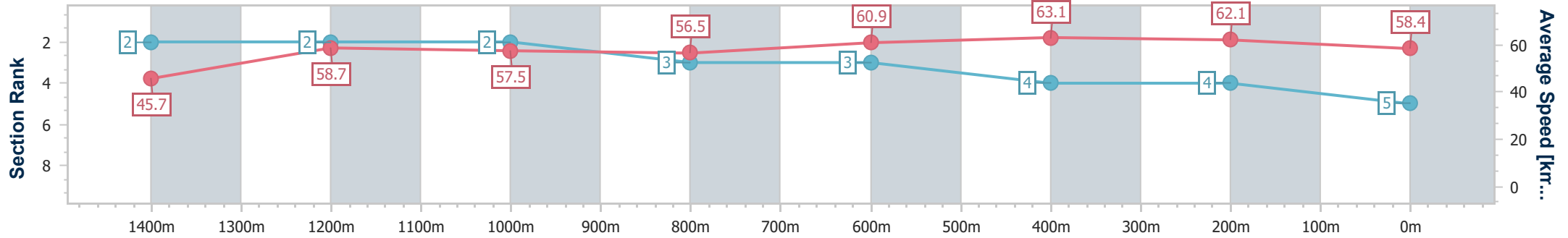
Aquis Park Gold Coast Poly QLD Professional  
Race 1: NETWORK ARCHITECTURAL Maiden Handicap - 1540m



17 February 2024 - 13:39

Track Rating: Synthetic, Weather: Fine, Rail Position: True

| Section                | Overall                  | 1400m                    | 1200m                    | 1000m                    | 800m                     | 600m                     | 400m                     | 200m                     |
|------------------------|--------------------------|--------------------------|--------------------------|--------------------------|--------------------------|--------------------------|--------------------------|--------------------------|
| Section Times          | 1:36.26 [5]<br>(0:11.02) | 1:25.24 [2]<br>(0:12.36) | 1:12.88 [2]<br>(0:12.54) | 1:00.34 [2]<br>(0:12.85) | 0:47.49 [3]<br>(0:11.92) | 0:35.57 [3]<br>(0:11.49) | 0:24.08 [4]<br>(0:11.65) | 0:12.43 [4]<br>(0:12.43) |
| Average Speed [km/h]   | 45.7                     | 58.7                     | 57.5                     | 56.5                     | 60.9                     | 63.1                     | 62.1                     | 58.4                     |
| Top Speed [km/h]       | 57.6                     | 59.3                     | 58.7                     | 58.7                     | 62.7                     | 63.6                     | 63.0                     | 60.0                     |
| Avg. Dist. to Rail [m] | 2.9                      | 1.0                      | 2.3                      | 2.5                      | 1.7                      | 1.4                      | 1.8                      | 2.6                      |
| Avg. Stride Freq. [Hz] | 2.2                      | 2.4                      | 2.3                      | 2.2                      | 2.3                      | 2.4                      | 2.4                      | 2.3                      |
| Avg. Stride Length [m] | 5.7                      | 6.9                      | 7.0                      | 7.0                      | 7.3                      | 7.3                      | 7.1                      | 7.0                      |



- [ ] Ranking at each section and finish
- .-.- No data available at this section
- NA No data available



|                                |                |
|--------------------------------|----------------|
| Horse/Jockey Name              | Everclear      |
| Final Rank                     | 6              |
| Fastest Section Time (Section) | 0:11.45 (600m) |
| Top Speed [km/h] (Section)     | 65.5 (600m)    |
| Race State                     | Finished       |



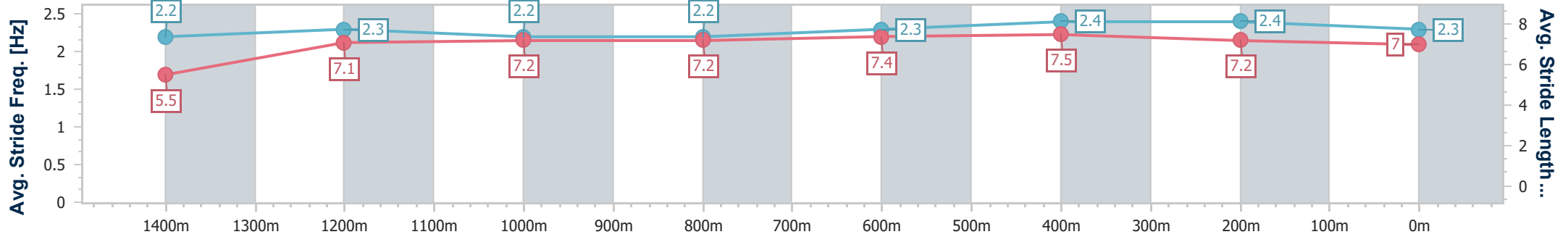
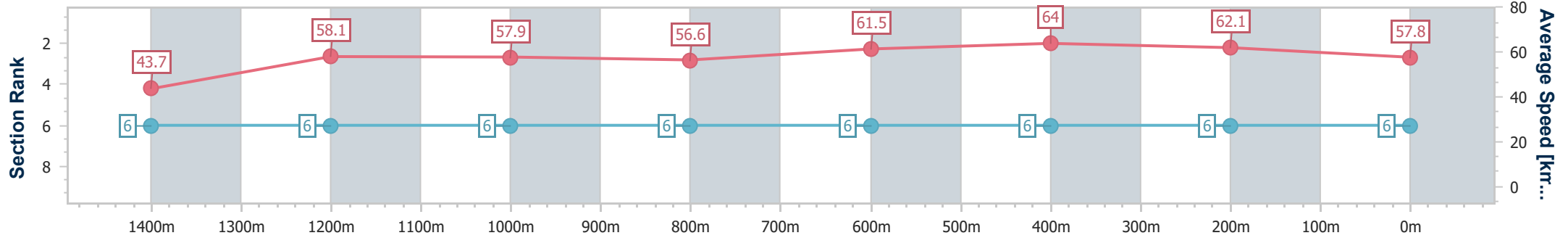
Aquis Park Gold Coast Poly QLD Professional  
Race 1: NETWORK ARCHITECTURAL Maiden Handicap - 1540m



17 February 2024 - 13:39

Track Rating: Synthetic, Weather: Fine, Rail Position: True

| Section                | Overall                  | 1400m                    | 1200m                    | 1000m                    | 800m                     | 600m                     | 400m                     | 200m                     |
|------------------------|--------------------------|--------------------------|--------------------------|--------------------------|--------------------------|--------------------------|--------------------------|--------------------------|
| Section Times          | 1:36.67 [6]<br>(0:11.53) | 1:25.14 [6]<br>(0:12.48) | 1:12.66 [6]<br>(0:12.41) | 1:00.25 [6]<br>(0:12.82) | 0:47.43 [6]<br>(0:11.80) | 0:35.63 [6]<br>(0:11.45) | 0:24.18 [6]<br>(0:11.64) | 0:12.54 [6]<br>(0:12.54) |
| Average Speed [km/h]   | 43.7                     | 58.1                     | 57.9                     | 56.6                     | 61.5                     | 64.0                     | 62.1                     | 57.8                     |
| Top Speed [km/h]       | 56.4                     | 59.4                     | 59.2                     | 58.1                     | 63.9                     | 65.5                     | 63.7                     | 60.6                     |
| Avg. Dist. to Rail [m] | 5.5                      | 0.9                      | 1.6                      | 1.9                      | 2.0                      | 2.8                      | 4.0                      | 5.1                      |
| Avg. Stride Freq. [Hz] | 2.2                      | 2.3                      | 2.2                      | 2.2                      | 2.3                      | 2.4                      | 2.4                      | 2.3                      |
| Avg. Stride Length [m] | 5.5                      | 7.1                      | 7.2                      | 7.2                      | 7.4                      | 7.5                      | 7.2                      | 7.0                      |



- [ ] Ranking at each section and finish
- .-.- No data available at this section
- NA No data available