



# Aquis Park Gold Coast Poly QLD Professional

## Race 4: PRECISION GROUP Class 4 Handicap - 1200m

17 February 2024 - 15:24



Track Rating: Synthetic, Weather: Fine, Rail Position: True

Section		Overall	1000m	800m	600m	400m	200m	Last 600m					
Field Times		1:10.63 (0:13.46)	0:57.17 (0:11.19)	0:45.98 (0:11.33)	0:34.65 (0:11.14)	0:23.51 (0:11.44)	0:12.07 (0:12.07)	0:34.65					
Rank	TAB Horse/Jockey	Barrier	Top Speed [km/h]	Fastest Section	Margin						Distance Travelled [m]		
1	2 DEEP BLAST Emily Lang	2	68.2 Overall	0:11.14 600m	1:10.63 [1] (0:13.46)	0:57.17 [1] (0:11.19)	0:45.98 [1] (0:11.33)	0:34.65 [1] (0:11.14)	0:23.51 [1] (0:11.44)	0:12.07 [1] (0:12.07)	1:10.63	0:34.65	
2	3 WATERWORLD Michael Cahill	4	66.7 600m	0:11.13 1000m	1:10.65 [2] (0:13.76)	0:56.89 [4] (0:11.13)	0:45.76 [5] (0:11.38)	0:34.38 [5] (0:11.25)	0:23.13 [5] (0:11.30)	0:11.83 [2] (0:11.83)	0.1L	0:34.38	+4
3	6 IN THE BLINK Elione Chaves	1	67.8 1000m	0:11.01 1000m	1:10.91 [3] (0:13.77)	0:57.14 [5] (0:11.01)	0:46.13 [4] (0:11.30)	0:34.83 [4] (0:11.31)	0:23.52 [4] (0:11.55)	0:11.97 [3] (0:11.97)	1.6L	0:34.83	+6
4	8 UPLOADS Jai Williams	7	67.5 600m	0:11.00 1000m	1:11.49 [4] (0:14.10)	0:57.39 [6] (0:11.00)	0:46.39 [6] (0:11.40)	0:34.99 [6] (0:11.22)	0:23.77 [6] (0:11.60)	0:12.17 [6] (0:12.17)	4.9L	0:34.99	+0
5	1 BEAN FOGGY Chris Whiteley	6	67.3 1000m	0:10.94 1000m	1:11.62 [5] (0:13.75)	0:57.87 [3] (0:10.94)	0:46.93 [2] (0:11.30)	0:35.63 [2] (0:11.34)	0:24.29 [3] (0:11.83)	0:12.46 [5] (0:12.46)	5.7L	0:35.63	+5
6	7 FACETIOUS Taylor Marshall	3	67.3 Overall	0:11.24 1000m	1:11.73 [6] (0:13.48)	0:58.25 [2] (0:11.24)	0:47.01 [3] (0:11.28)	0:35.73 [3] (0:11.32)	0:24.41 [2] (0:11.70)	0:12.71 [4] (0:12.71)	6.2L	0:35.73	+5

Scratched: Better Than Booze (#5), Lady Falvelon (#4)

[ ] Ranking at each section and finish  
 -:-:- No data available at this section  
 NA No data available

SCN Saddle cloth number  
 DNF Did not finish  
 DNT Did not track



Horse/Jockey Name	Deep Blast
Final Rank	1
Fastest Section Time (Section)	0:11.14 (600m)
Top Speed [km/h] (Section)	68.2 (Overall)
Race State	Finished



Aquis Park Gold Coast Poly QLD Professional

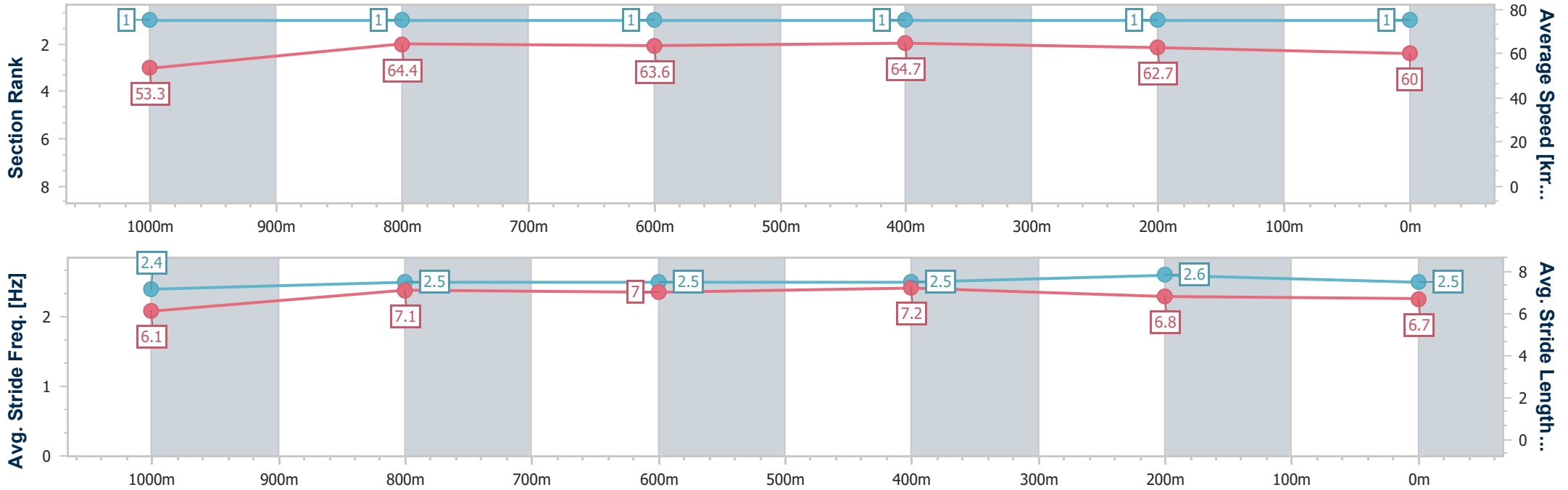
Race 4: PRECISION GROUP Class 4 Handicap - 1200m

17 February 2024 - 15:24

Track Rating: Synthetic, Weather: Fine, Rail Position: True



Section	Overall	1000m	800m	600m	400m	200m
Section Times	1:10.63 [1] (0:13.46)	0:57.17 [1] (0:11.19)	0:45.98 [1] (0:11.33)	0:34.65 [1] (0:11.14)	0:23.51 [1] (0:11.44)	0:12.07 [1] (0:12.07)
Average Speed [km/h]	53.3	64.4	63.6	64.7	62.7	60.0
Top Speed [km/h]	68.2	67.1	66.2	66.1	64.4	61.4
Avg. Dist. to Rail [m]	0.9	0.2	0.4	0.2	0.8	1.5
Avg. Stride Freq. [Hz]	2.4	2.5	2.5	2.5	2.6	2.5
Avg. Stride Length [m]	6.1	7.1	7.0	7.2	6.8	6.7



- [ ] Ranking at each section and finish
- .-.- No data available at this section
- NA No data available



Horse/Jockey Name	Waterworld
Final Rank	2
Fastest Section Time (Section)	0:11.13 (1000m)
Top Speed [km/h] (Section)	66.7 (600m)
Race State	Finished



Aquis Park Gold Coast Poly QLD Professional

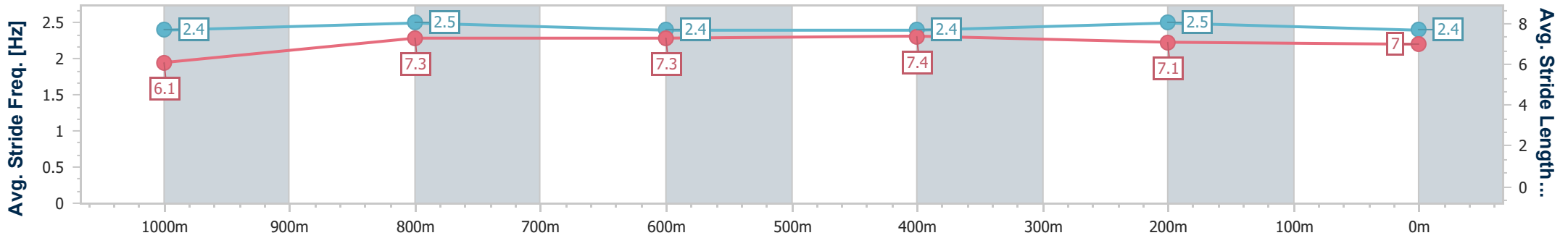
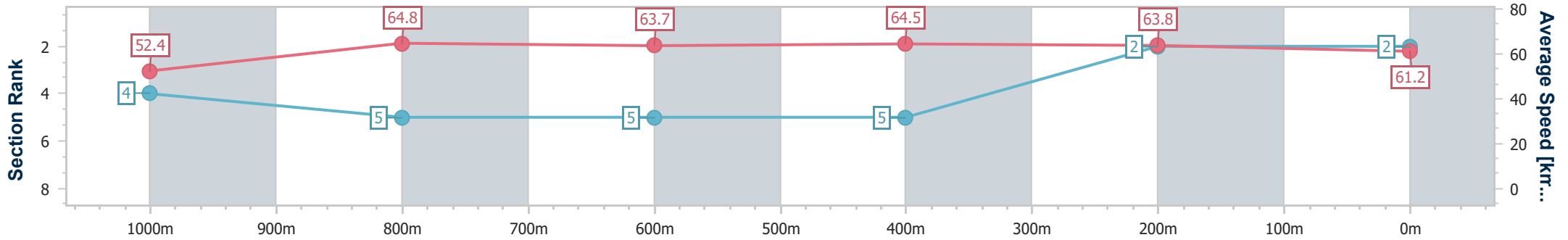
Race 4: PRECISION GROUP Class 4 Handicap - 1200m

17 February 2024 - 15:24

Track Rating: Synthetic, Weather: Fine, Rail Position: True



Section	Overall	1000m	800m	600m	400m	200m
Section Times	1:10.65 [2] (0:13.76)	0:56.89 [4] (0:11.13)	0:45.76 [5] (0:11.38)	0:34.38 [5] (0:11.25)	0:23.13 [5] (0:11.30)	0:11.83 [2] (0:11.83)
Average Speed [km/h]	52.4	64.8	63.7	64.5	63.8	61.2
Top Speed [km/h]	66.2	66.7	66.6	66.7	65.3	63.2
Avg. Dist. to Rail [m]	2.9	1.5	1.1	0.8	2.3	3.2
Avg. Stride Freq. [Hz]	2.4	2.5	2.4	2.4	2.5	2.4
Avg. Stride Length [m]	6.1	7.3	7.3	7.4	7.1	7.0



- [ ] Ranking at each section and finish
- .-.- No data available at this section
- NA No data available



Horse/Jockey Name	In The Blink
Final Rank	3
Fastest Section Time (Section)	0:11.01 (1000m)
Top Speed [km/h] (Section)	67.8 (1000m)
Race State	Finished



### Aquis Park Gold Coast Poly QLD Professional

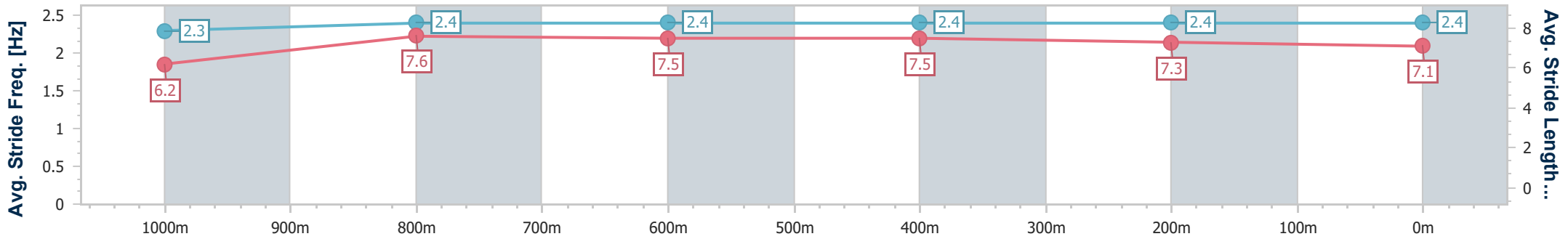
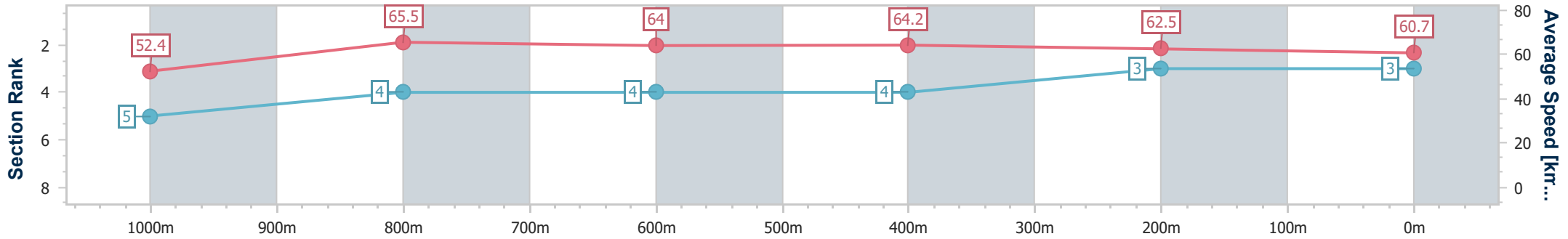
Race 4: PRECISION GROUP Class 4 Handicap - 1200m

17 February 2024 - 15:24

Track Rating: Synthetic, Weather: Fine, Rail Position: True



Section	Overall	1000m	800m	600m	400m	200m
Section Times	1:10.91 [3] (0:13.77)	0:57.14 [5] (0:11.01)	0:46.13 [4] (0:11.30)	0:34.83 [4] (0:11.31)	0:23.52 [4] (0:11.55)	0:11.97 [3] (0:11.97)
Average Speed [km/h]	52.4	65.5	64.0	64.2	62.5	60.7
Top Speed [km/h]	67.5	67.8	65.7	65.9	63.9	62.5
Avg. Dist. to Rail [m]	1.0	0.6	1.2	2.0	1.8	2.6
Avg. Stride Freq. [Hz]	2.3	2.4	2.4	2.4	2.4	2.4
Avg. Stride Length [m]	6.2	7.6	7.5	7.5	7.3	7.1



- [ ] Ranking at each section and finish
- .-.- No data available at this section
- NA No data available



Horse/Jockey Name	Uploads
Final Rank	4
Fastest Section Time (Section)	0:11.00 (1000m)
Top Speed [km/h] (Section)	67.5 (600m)
Race State	Finished



Aquis Park Gold Coast Poly QLD Professional

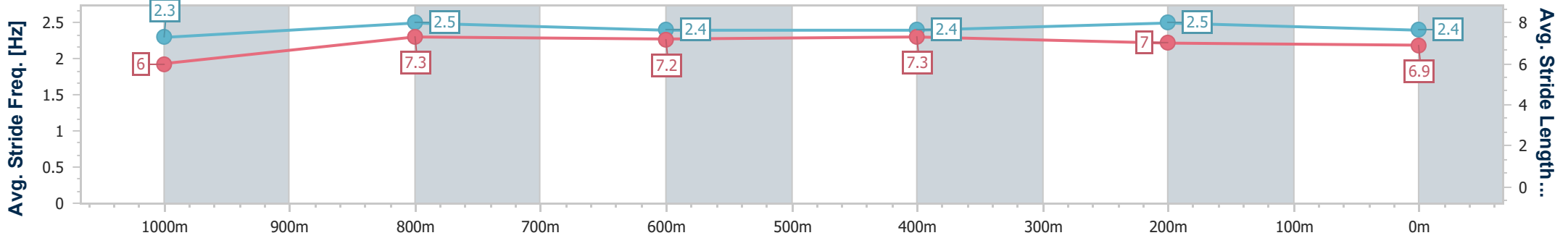
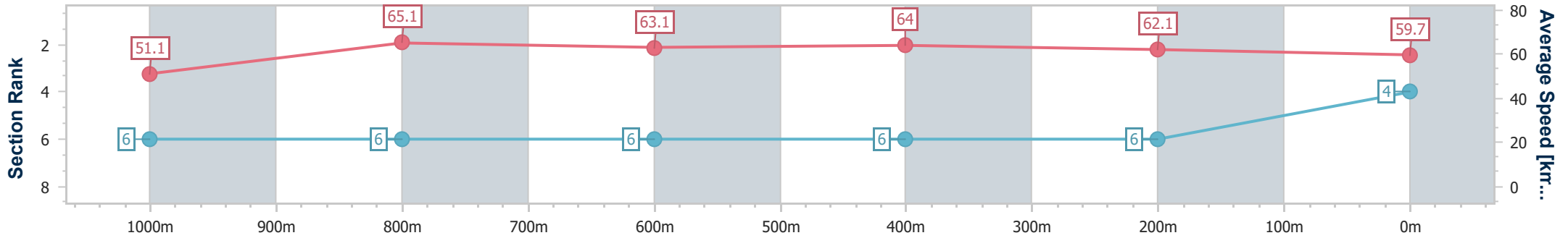
Race 4: PRECISION GROUP Class 4 Handicap - 1200m

17 February 2024 - 15:24

Track Rating: Synthetic, Weather: Fine, Rail Position: True



Section	Overall	1000m	800m	600m	400m	200m
Section Times	1:11.49 [4] (0:14.10)	0:57.39 [6] (0:11.00)	0:46.39 [6] (0:11.40)	0:34.99 [6] (0:11.22)	0:23.77 [6] (0:11.60)	0:12.17 [6] (0:12.17)
Average Speed [km/h]	51.1	65.1	63.1	64.0	62.1	59.7
Top Speed [km/h]	67.3	67.3	67.4	67.5	63.3	61.9
Avg. Dist. to Rail [m]	2.9	0.6	0.7	0.2	0.3	1.5
Avg. Stride Freq. [Hz]	2.3	2.5	2.4	2.4	2.5	2.4
Avg. Stride Length [m]	6.0	7.3	7.2	7.3	7.0	6.9



- [ ] Ranking at each section and finish
- .-.- No data available at this section
- NA No data available



Horse/Jockey Name	Bean Foggy
Final Rank	5
Fastest Section Time (Section)	0:10.94 (1000m)
Top Speed [km/h] (Section)	67.3 (1000m)
Race State	Finished



Aquis Park Gold Coast Poly QLD Professional

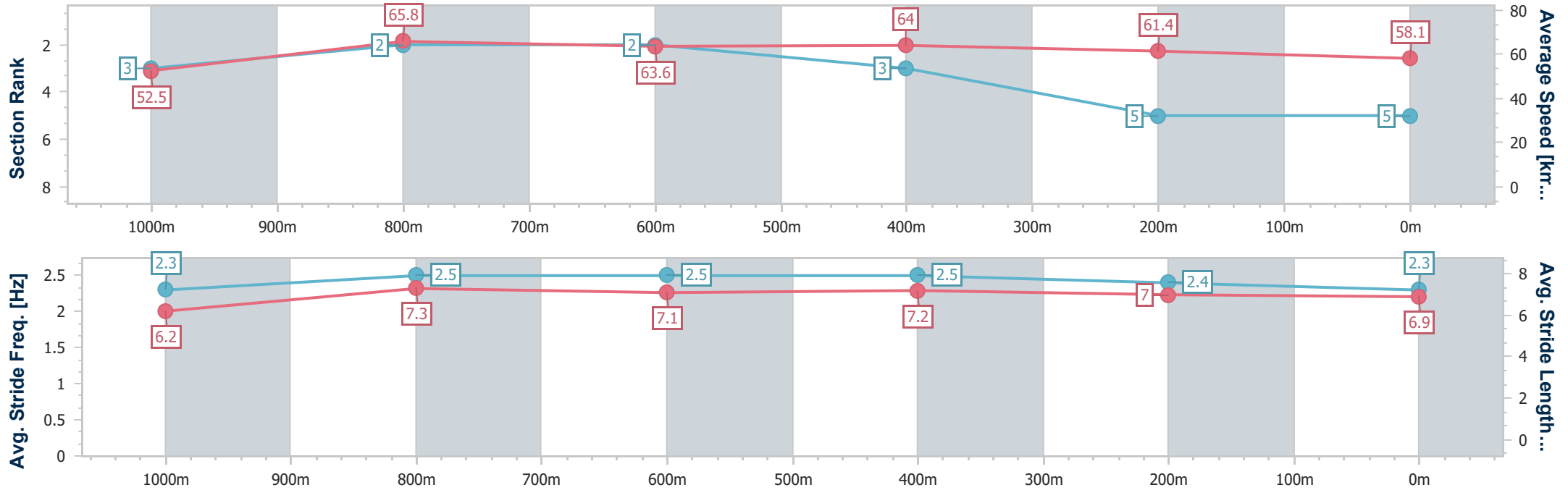
Race 4: PRECISION GROUP Class 4 Handicap - 1200m

17 February 2024 - 15:24

Track Rating: Synthetic, Weather: Fine, Rail Position: True



Section	Overall	1000m	800m	600m	400m	200m
Section Times	1:11.62 [5] (0:13.75)	0:57.87 [3] (0:10.94)	0:46.93 [2] (0:11.30)	0:35.63 [2] (0:11.34)	0:24.29 [3] (0:11.83)	0:12.46 [5] (0:12.46)
Average Speed [km/h]	52.5	65.8	63.6	64.0	61.4	58.1
Top Speed [km/h]	66.4	67.3	64.4	66.0	62.9	59.3
Avg. Dist. to Rail [m]	3.9	1.2	0.4	1.1	3.3	4.5
Avg. Stride Freq. [Hz]	2.3	2.5	2.5	2.5	2.4	2.3
Avg. Stride Length [m]	6.2	7.3	7.1	7.2	7.0	6.9



- [ ] Ranking at each section and finish
- .-.- No data available at this section
- NA No data available



Horse/Jockey Name	Facetious
Final Rank	6
Fastest Section Time (Section)	0:11.24 (1000m)
Top Speed [km/h] (Section)	67.3 (Overall)
Race State	Finished



Aquis Park Gold Coast Poly QLD Professional

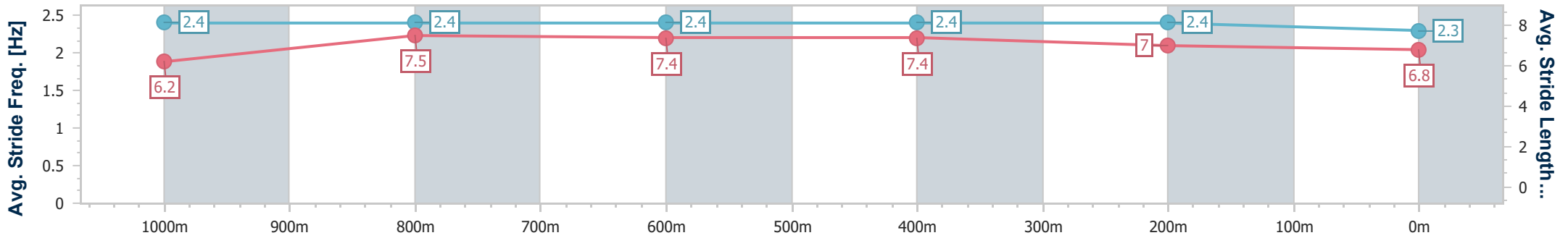
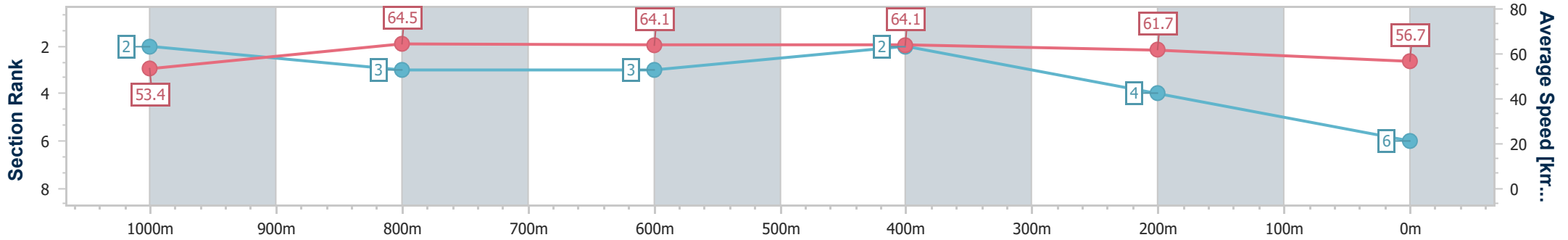
Race 4: PRECISION GROUP Class 4 Handicap - 1200m

17 February 2024 - 15:24

Track Rating: Synthetic, Weather: Fine, Rail Position: True



Section	Overall	1000m	800m	600m	400m	200m
Section Times	1:11.73 [6] (0:13.48)	0:58.25 [2] (0:11.24)	0:47.01 [3] (0:11.28)	0:35.73 [3] (0:11.32)	0:24.41 [2] (0:11.70)	0:12.71 [4]
Average Speed [km/h]	53.4	64.5	64.1	64.1	61.7	56.7
Top Speed [km/h]	67.3	67.2	65.4	65.2	63.2	59.3
Avg. Dist. to Rail [m]	2.7	1.6	1.1	1.3	1.8	3.1
Avg. Stride Freq. [Hz]	2.4	2.4	2.4	2.4	2.4	2.3
Avg. Stride Length [m]	6.2	7.5	7.4	7.4	7.0	6.8



- [ ] Ranking at each section and finish
- .-.- No data available at this section
- NA No data available