



Aquis Park Gold Coast Poly QLD Professional

Race 5: RONDO BUILDING SERVICES Maiden Handicap - 1050m



17 February 2024 - 16:04

Track Rating: Synthetic, Weather: Fine, Rail Position: True

Section		Overall	1000m	800m	600m	400m	200m	Last 600m					
Field Times		1:02.11 (0:05.18)	0:56.93 (0:11.02)	0:45.91 (0:10.85)	0:35.06 (0:11.10)	0:23.96 (0:11.77)	0:12.19 (0:12.19)	0:35.06					
Rank	TAB Horse/Jockey	Barrier	Top Speed [km/h]	Fastest Section	Margin							Distance Travelled [m]	
1	9 TORRE EGGER Micheal Hellyer	10	68.6 1000m	0:05.20 Overall	1:02.11 [1] (0:05.20)	0:56.91 [2] (0:11.07)	0:45.84 [3] (0:10.98)	0:34.86 [3] (0:11.16)	0:23.70 [3] (0:11.51)	0:12.19 [2] (0:12.19)	1:02.11	0:34.86	
2	4 DECISIVELY Elione Chaves	9	68.1 1000m	0:05.27 Overall	1:02.37 [2] (0:05.27)	0:57.10 [5] (0:11.26)	0:45.84 [5] (0:10.86)	0:34.98 [5] (0:11.16)	0:23.82 [5] (0:11.58)	0:12.24 [5] (0:12.24)	1.3L	0:34.98	+1
3	14 MINTO'S POWER Matthew Palmer	5	67.8 1000m	0:05.18 Overall	1:02.39 [3] (0:05.18)	0:57.21 [1] (0:11.02)	0:46.19 [2] (0:10.89)	0:35.30 [2] (0:11.06)	0:24.24 [2] (0:11.81)	0:12.43 [3] (0:12.43)	1.5L	0:35.30	-3
4	7 ENERGIZED Michael Cahill	3	67.4 1000m	0:05.54 Overall	1:02.50 [4] (0:05.54)	0:56.96 [7] (0:11.18)	0:45.78 [6] (0:10.91)	0:34.87 [6] (0:10.97)	0:23.90 [6] (0:11.49)	0:12.41 [4] (0:12.41)	2L	0:34.87	-2
5	15 ENUFF STOP IT Sariah Champkin	7	68.0 1000m	0:05.20 Overall	1:02.59 [5] (0:05.20)	0:57.39 [3] (0:11.19)	0:46.20 [4] (0:10.95)	0:35.25 [4] (0:11.18)	0:24.07 [4] (0:11.79)	0:12.28 [6] (0:12.28)	2.4L	0:35.25	-3
6	10 JUST FOR PLEASURE Taylor Marshall	1	68.4 1000m	0:05.25 Overall	1:02.63 [6] (0:05.25)	0:57.38 [4] (0:10.95)	0:46.43 [1] (0:10.85)	0:35.58 [1] (0:11.10)	0:24.48 [1] (0:11.77)	0:12.71 [1] (0:12.71)	2.6L	0:35.58	-5
7	13 BETTER THAN LOVE Jai Williams	2	66.9 600m	0:05.48 Overall	1:04.06 [7] (0:05.48)	0:58.58 [6] (0:11.28)	0:47.30 [7] (0:11.10)	0:36.20 [7] (0:11.08)	0:25.12 [7] (0:11.97)	0:13.15 [7] (0:13.15)	10.9L	0:36.20	-4

Scratched: Serapus (#1), Artz On Fire (#2), Switch And Slide (#3), Superonic (#5), Wasabi Kick (#6), Honour Mission (#8), Smash 'N' Grab (#11), Exceed To Ambition (#12)



Horse/Jockey Name	Torre Egger
Final Rank	1
Fastest Section Time (Section)	0:05.20 (Overall)
Top Speed [km/h] (Section)	68.6 (1000m)
Race State	Finished



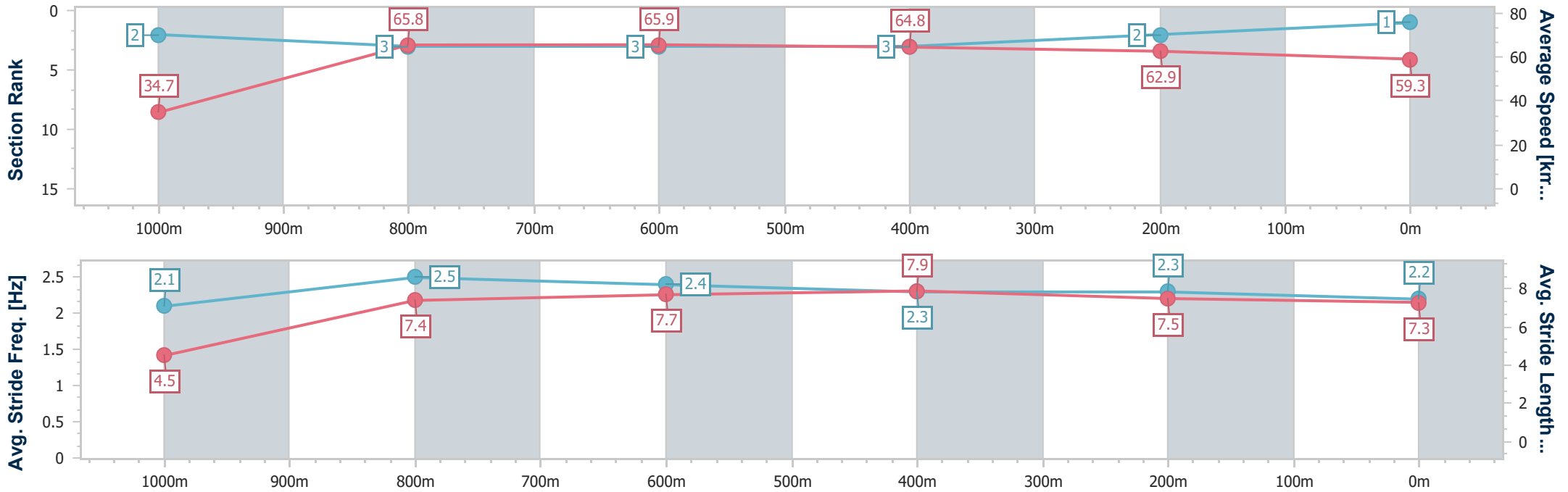
Aquis Park Gold Coast Poly QLD Professional
Race 5: RONDO BUILDING SERVICES Maiden Handicap - 1050m



17 February 2024 - 16:04

Track Rating: Synthetic, Weather: Fine, Rail Position: True

Section	Overall	1000m	800m	600m	400m	200m
Section Times	1:02.11 [1] (0:05.20)	0:56.91 [2] (0:11.07)	0:45.84 [3] (0:10.98)	0:34.86 [3] (0:11.16)	0:23.70 [3] (0:11.51)	0:12.19 [2] (0:12.19)
Average Speed [km/h]	34.7	65.8	65.9	64.8	62.9	59.3
Top Speed [km/h]	55.6	68.6	67.0	66.5	63.3	61.6
Avg. Dist. to Rail [m]	6.2	2.9	1.5	0.8	2.6	4.6
Avg. Stride Freq. [Hz]	2.1	2.5	2.4	2.3	2.3	2.2
Avg. Stride Length [m]	4.5	7.4	7.7	7.9	7.5	7.3



- [] Ranking at each section and finish
- .-.- No data available at this section
- NA No data available



Horse/Jockey Name	Decisively
Final Rank	2
Fastest Section Time (Section)	0:05.27 (Overall)
Top Speed [km/h] (Section)	68.1 (1000m)
Race State	Finished



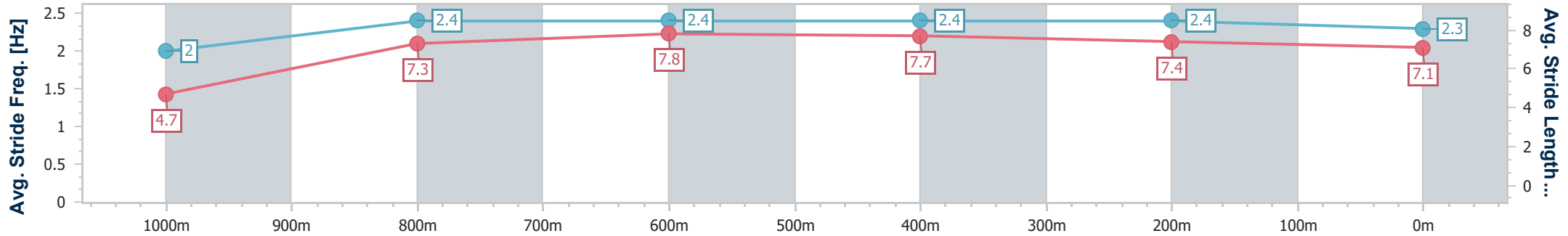
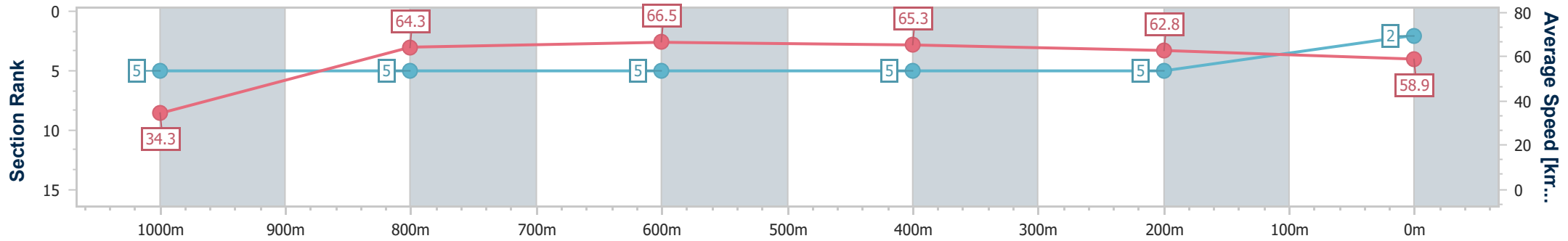
Aquis Park Gold Coast Poly QLD Professional
Race 5: RONDO BUILDING SERVICES Maiden Handicap - 1050m



17 February 2024 - 16:04

Track Rating: Synthetic, Weather: Fine, Rail Position: True

Section	Overall	1000m	800m	600m	400m	200m
Section Times	1:02.37 [2] (0:05.27)	0:57.10 [5] (0:11.26)	0:45.84 [5] (0:10.86)	0:34.98 [5] (0:11.16)	0:23.82 [5] (0:11.58)	0:12.24 [5] (0:12.24)
Average Speed [km/h]	34.3	64.3	66.5	65.3	62.8	58.9
Top Speed [km/h]	54.4	68.1	67.9	66.4	64.0	61.5
Avg. Dist. to Rail [m]	5.6	2.6	1.2	2.0	5.2	6.0
Avg. Stride Freq. [Hz]	2.0	2.4	2.4	2.4	2.4	2.3
Avg. Stride Length [m]	4.7	7.3	7.8	7.7	7.4	7.1



- [] Ranking at each section and finish
- .-.- No data available at this section
- NA No data available



Horse/Jockey Name	Minto's Power
Final Rank	3
Fastest Section Time (Section)	0:05.18 (Overall)
Top Speed [km/h] (Section)	67.8 (1000m)
Race State	Finished



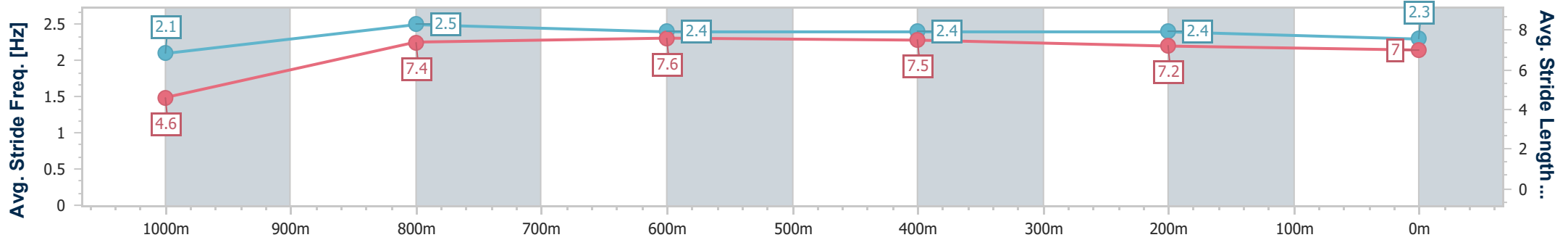
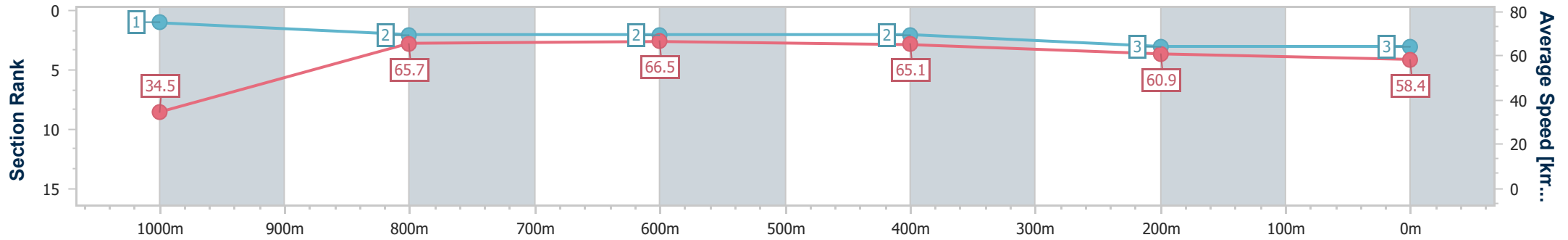
Aquis Park Gold Coast Poly QLD Professional
Race 5: RONDO BUILDING SERVICES Maiden Handicap - 1050m



17 February 2024 - 16:04

Track Rating: Synthetic, Weather: Fine, Rail Position: True

Section	Overall	1000m	800m	600m	400m	200m
Section Times	1:02.39 [3] (0:05.18)	0:57.21 [1] (0:11.02)	0:46.19 [2] (0:10.89)	0:35.30 [2] (0:11.06)	0:24.24 [2] (0:11.81)	0:12.43 [3] (0:12.43)
Average Speed [km/h]	34.5	65.7	66.5	65.1	60.9	58.4
Top Speed [km/h]	55.7	67.8	67.7	67.5	62.1	60.9
Avg. Dist. to Rail [m]	3.0	0.8	1.4	0.4	1.6	2.6
Avg. Stride Freq. [Hz]	2.1	2.5	2.4	2.4	2.4	2.3
Avg. Stride Length [m]	4.6	7.4	7.6	7.5	7.2	7.0



- [] Ranking at each section and finish
- .-.- No data available at this section
- NA No data available



Horse/Jockey Name	Energized
Final Rank	4
Fastest Section Time (Section)	0:05.54 (Overall)
Top Speed [km/h] (Section)	67.4 (1000m)
Race State	Finished



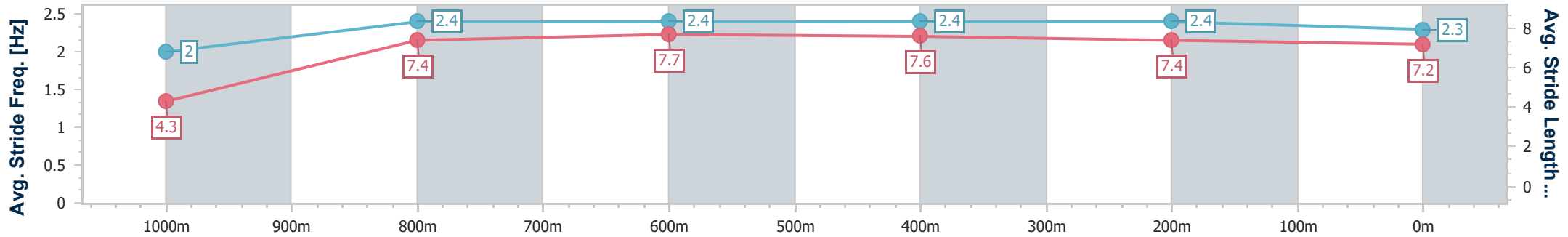
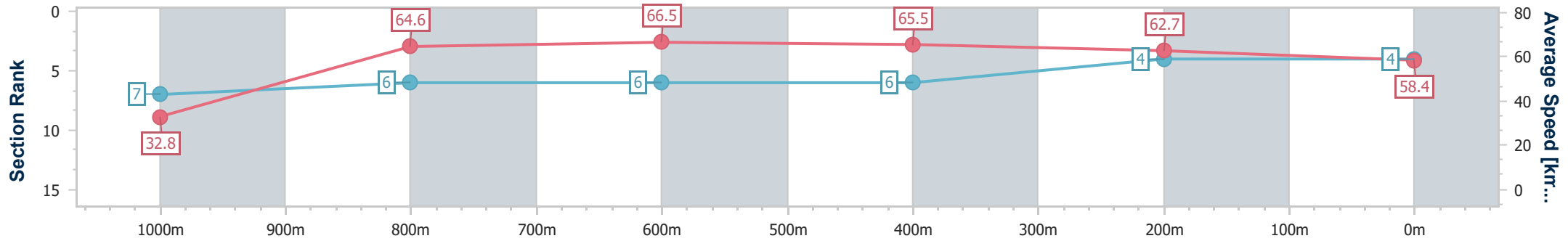
Aquis Park Gold Coast Poly QLD Professional
Race 5: RONDO BUILDING SERVICES Maiden Handicap - 1050m



17 February 2024 - 16:04

Track Rating: Synthetic, Weather: Fine, Rail Position: True

Section	Overall	1000m	800m	600m	400m	200m
Section Times	1:02.50 [4] (0:05.54)	0:56.96 [7] (0:11.18)	0:45.78 [6] (0:10.91)	0:34.87 [6] (0:10.97)	0:23.90 [6] (0:11.49)	0:12.41 [4] (0:12.41)
Average Speed [km/h]	32.8	64.6	66.5	65.5	62.7	58.4
Top Speed [km/h]	55.0	67.4	67.4	67.0	64.4	60.9
Avg. Dist. to Rail [m]	2.9	1.7	1.0	0.5	2.6	5.7
Avg. Stride Freq. [Hz]	2.0	2.4	2.4	2.4	2.4	2.3
Avg. Stride Length [m]	4.3	7.4	7.7	7.6	7.4	7.2



- [] Ranking at each section and finish
- .-.- No data available at this section
- NA No data available



Horse/Jockey Name	Enuff Stop It
Final Rank	5
Fastest Section Time (Section)	0:05.20 (Overall)
Top Speed [km/h] (Section)	68.0 (1000m)
Race State	Finished



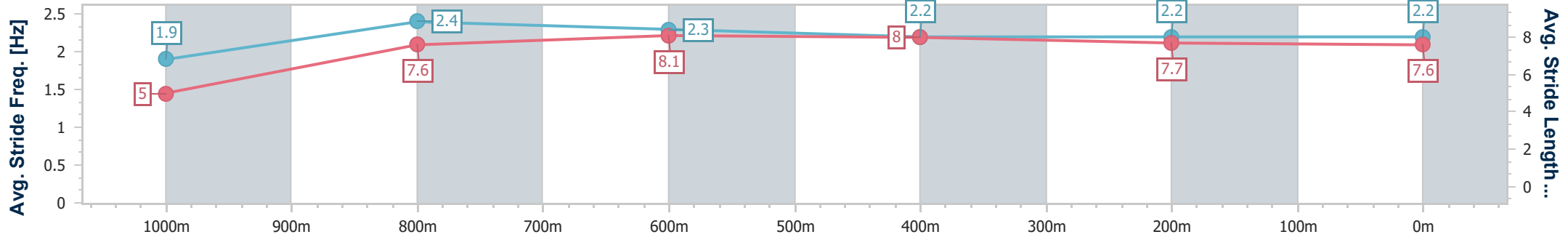
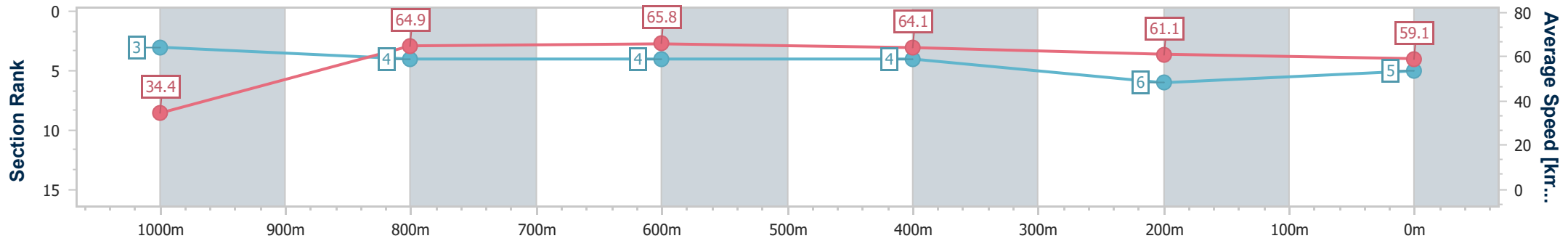
Aquis Park Gold Coast Poly QLD Professional
Race 5: RONDO BUILDING SERVICES Maiden Handicap - 1050m



17 February 2024 - 16:04

Track Rating: Synthetic, Weather: Fine, Rail Position: True

Section	Overall	1000m	800m	600m	400m	200m
Section Times	1:02.59 [5] (0:05.20)	0:57.39 [3] (0:11.19)	0:46.20 [4] (0:10.95)	0:35.25 [4] (0:11.18)	0:24.07 [4] (0:11.79)	0:12.28 [6] (0:12.28)
Average Speed [km/h]	34.4	64.9	65.8	64.1	61.1	59.1
Top Speed [km/h]	55.5	68.0	66.1	66.3	62.0	60.4
Avg. Dist. to Rail [m]	5.0	3.1	0.6	0.2	0.8	1.9
Avg. Stride Freq. [Hz]	1.9	2.4	2.3	2.2	2.2	2.2
Avg. Stride Length [m]	5.0	7.6	8.1	8.0	7.7	7.6



- [] Ranking at each section and finish
- .-.-.- No data available at this section
- NA No data available



Horse/Jockey Name	Just For Pleasure
Final Rank	6
Fastest Section Time (Section)	0:05.25 (Overall)
Top Speed [km/h] (Section)	68.4 (1000m)
Race State	Finished



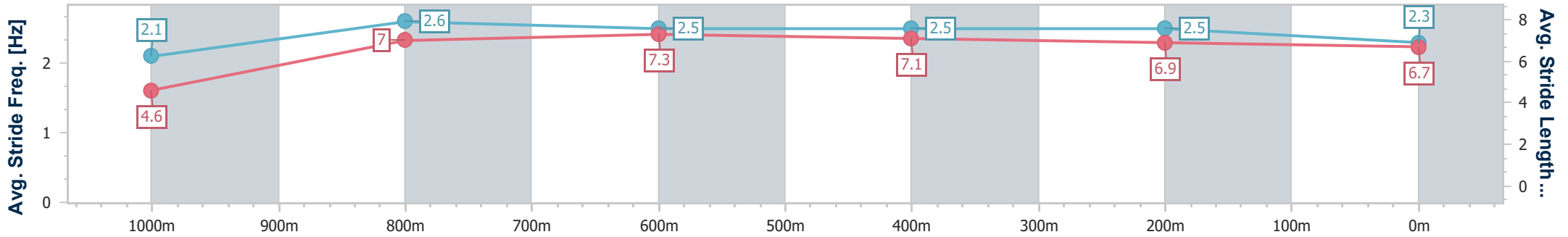
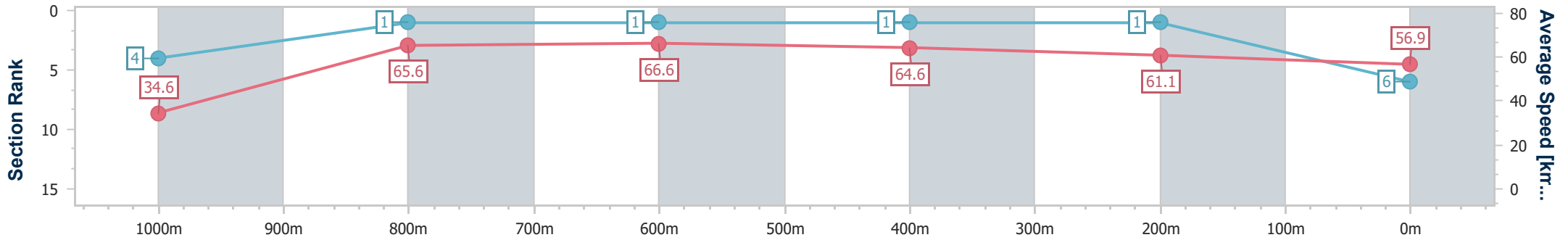
Aquis Park Gold Coast Poly QLD Professional
Race 5: RONDO BUILDING SERVICES Maiden Handicap - 1050m



17 February 2024 - 16:04

Track Rating: Synthetic, Weather: Fine, Rail Position: True

Section	Overall	1000m	800m	600m	400m	200m
Section Times	1:02.63 [6] (0:05.25)	0:57.38 [4] (0:10.95)	0:46.43 [1] (0:10.85)	0:35.58 [1] (0:11.10)	0:24.48 [1] (0:11.77)	0:12.71 [1] (0:12.71)
Average Speed [km/h]	34.6	65.6	66.6	64.6	61.1	56.9
Top Speed [km/h]	56.3	68.4	68.0	68.0	62.5	60.3
Avg. Dist. to Rail [m]	1.3	0.5	0.7	0.5	0.8	1.1
Avg. Stride Freq. [Hz]	2.1	2.6	2.5	2.5	2.5	2.3
Avg. Stride Length [m]	4.6	7.0	7.3	7.1	6.9	6.7



- [] Ranking at each section and finish
- .-.- No data available at this section
- NA No data available



Horse/Jockey Name	Better Than Love
Final Rank	7
Fastest Section Time (Section)	0:05.48 (Overall)
Top Speed [km/h] (Section)	66.9 (600m)
Race State	Finished



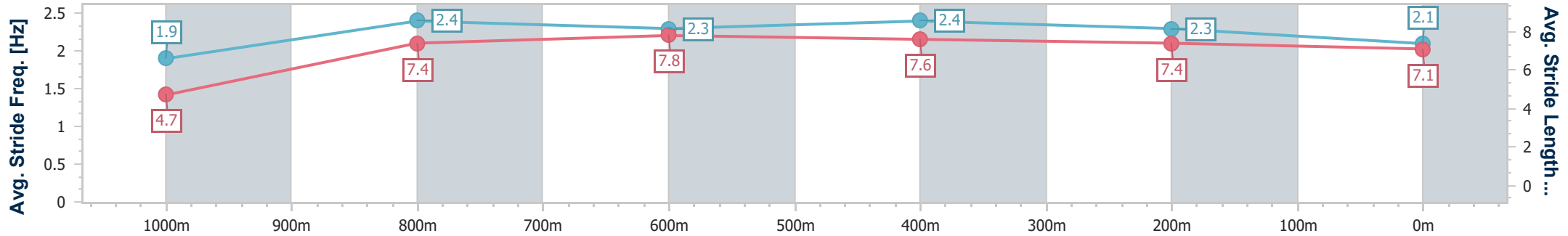
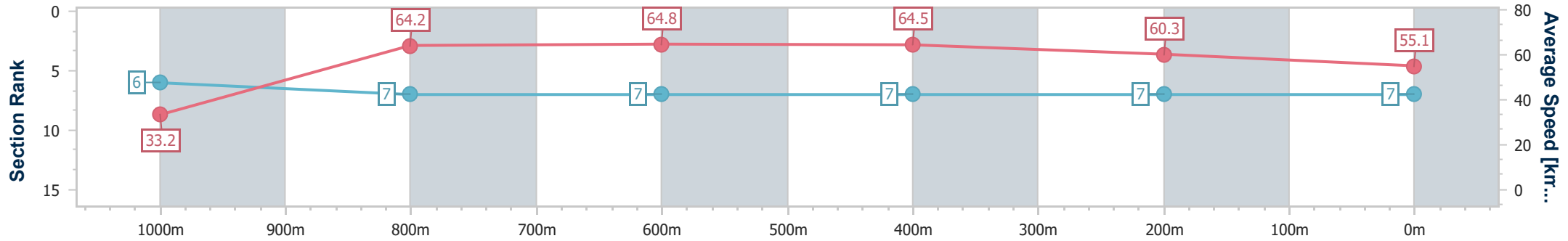
Aquis Park Gold Coast Poly QLD Professional
Race 5: RONDO BUILDING SERVICES Maiden Handicap - 1050m



17 February 2024 - 16:04

Track Rating: Synthetic, Weather: Fine, Rail Position: True

Section	Overall	1000m	800m	600m	400m	200m
Section Times	1:04.06 [7] (0:05.48)	0:58.58 [6] (0:11.28)	0:47.30 [7] (0:11.10)	0:36.20 [7] (0:11.08)	0:25.12 [7] (0:11.97)	0:13.15 [7] (0:13.15)
Average Speed [km/h]	33.2	64.2	64.8	64.5	60.3	55.1
Top Speed [km/h]	54.7	66.7	66.2	66.9	62.1	58.9
Avg. Dist. to Rail [m]	1.5	0.8	0.6	0.6	0.4	0.5
Avg. Stride Freq. [Hz]	1.9	2.4	2.3	2.4	2.3	2.1
Avg. Stride Length [m]	4.7	7.4	7.8	7.6	7.4	7.1



- [] Ranking at each section and finish
- .-.- No data available at this section
- NA No data available