



Aquis Park Gold Coast Poly QLD Professional

Race 6: THE KIDS' CANCER PROJECT Class 1 Plate - 1540m

17 February 2024 - 16:46



Track Rating: Synthetic, Weather: Fine, Rail Position: True

Section		Overall	1400m	1200m	1000m	800m	600m	400m	Last 600m				
Field Times		1:34.43 (0:10.52)	1:23.91 (0:11.61)	1:12.30 (0:11.66)	1:00.64 (0:12.07)	0:48.57 (0:12.35)	0:36.22 (0:11.74)	0:24.48 (0:11.92)	0:36.22				
Rank	TAB Horse/Jockey	Barrier	Top Speed [km/h]	Fastest Section									Distance Travelled [m]
1	8 SHIGERU Ryan Wiggins	6	64.4 1400m	0:10.55 Overall	1:34.43 [1] (0:10.55)	1:23.88 [3] (0:11.58)	1:12.30 [1] (0:11.66)	1:00.64 [1] (0:12.07)	0:48.57 [1] (0:12.35)	0:36.22 [1] (0:11.74)	0:24.48 [1] (0:11.92)	0:36.22	
2	12 DANCE BABE Jai Williams	5	62.4 1400m	0:10.53 Overall	1:34.52 [2] (0:10.53)	1:23.99 [2] (0:11.75)	1:12.24 [3] (0:11.74)	1:00.50 [3] (0:12.02)	0:48.48 [3] (0:12.38)	0:36.10 [3] (0:11.88)	0:24.22 [2] (0:11.81)	0:36.10	-4
3	9 SILVER ONYX Taylor Marshall	11	64.2 1400m	0:10.52 Overall	1:35.40 [3] (0:10.52)	1:24.88 [1] (0:11.70)	1:13.18 [2] (0:11.67)	1:01.51 [2] (0:12.04)	0:49.47 [2] (0:12.37)	0:37.10 [2] (0:12.06)	0:25.04 [3] (0:12.27)	0:37.10	+4
4	11 GIVE ME SOMETHING Luke Miller	7	63.1 1400m	0:10.79 Overall	1:35.80 [4] (0:10.79)	1:25.01 [4] (0:11.68)	1:13.33 [4] (0:11.69)	1:01.64 [4] (0:12.01)	0:49.63 [4] (0:12.43)	0:37.20 [4] (0:12.14)	0:25.06 [4] (0:12.34)	0:37.20	+2
5	6 NICE WATER Andrew Spinks	3	63.7 1400m	0:11.19 Overall	1:36.03 [5] (0:11.19)	1:24.84 [6] (0:11.64)	1:13.20 [6] (0:11.57)	1:01.63 [6] (0:12.09)	0:49.54 [6] (0:12.37)	0:37.17 [6] (0:11.92)	0:25.25 [5] (0:12.36)	0:37.17	+6
6	3 ENTERPRISE SUCCESS Micheal Hellyer	4	64.1 1200m	0:10.99 Overall	1:37.71 [6] (0:10.99)	1:26.72 [5] (0:11.77)	1:14.95 [5] (0:11.52)	1:03.43 [5] (0:11.98)	0:51.45 [5] (0:12.46)	0:38.99 [5] (0:12.16)	0:26.83 [6] (0:12.83)	0:38.99	-4

Scratched: The Khan (#10), Blue Ray (#1), Crazy About You (#2), He's A Legend (#4), Koolatah (#5), Pagato (#7)

[] Ranking at each section and finish
 -:-:- No data available at this section
 NA No data available

SCN Saddle cloth number
 DNF Did not finish
 DNT Did not track



Aquis Park Gold Coast Poly QLD Professional
Race 6: THE KIDS' CANCER PROJECT Class 1 Plate - 1540m
17 February 2024 - 16:46



Track Rating: Synthetic, Weather: Fine, Rail Position: True

Section							200m			Last 600m
Field Times							0:12.56 (0:12.56)			0:36.22
Rank	TAB	Horse/Jockey	Barrier	Top Speed [km/h]	Fastest Section	Margin			Distance Travelled [m]	
1	8	SHIGERU Ryan Wiggins	6	64.4 1400m	0:10.55 Overall	0:12.56 [1] (0:12.56)	1:34.43		0:36.22	
2	12	DANCE BABE Jai Williams	5	62.4 1400m	0:10.53 Overall	0:12.41 [2] (0:12.41)	0.5L		0:36.10 -4	
3	9	SILVER ONYX Taylor Marshall	11	64.2 1400m	0:10.52 Overall	0:12.77 [3] (0:12.77)	5.5L		0:37.10 +4	
4	11	GIVE ME SOMETHING Luke Miller	7	63.1 1400m	0:10.79 Overall	0:12.72 [4] (0:12.72)	7.8L		0:37.20 +2	
5	6	NICE WATER Andrew Spinks	3	63.7 1400m	0:11.19 Overall	0:12.89 [5] (0:12.89)	9.1L		0:37.17 +6	
6	3	ENTERPRISE SUCCESS Micheal Hellyer	4	64.1 1200m	0:10.99 Overall	0:14.00 [6] (0:14.00)	18.9L		0:38.99 -4	

Scratched: The Khan (#10), Blue Ray (#1), Crazy About You (#2), He's A Legend (#4), Koolatah (#5), Pagato (#7)

[] Ranking at each section and finish
 -:-:- No data available at this section
 NA No data available

SCN Saddle cloth number
 DNF Did not finish
 DNT Did not track



Horse/Jockey Name	Shigeru
Final Rank	1
Fastest Section Time (Section)	0:10.55 (Overall)
Top Speed [km/h] (Section)	64.4 (1400m)
Race State	Finished



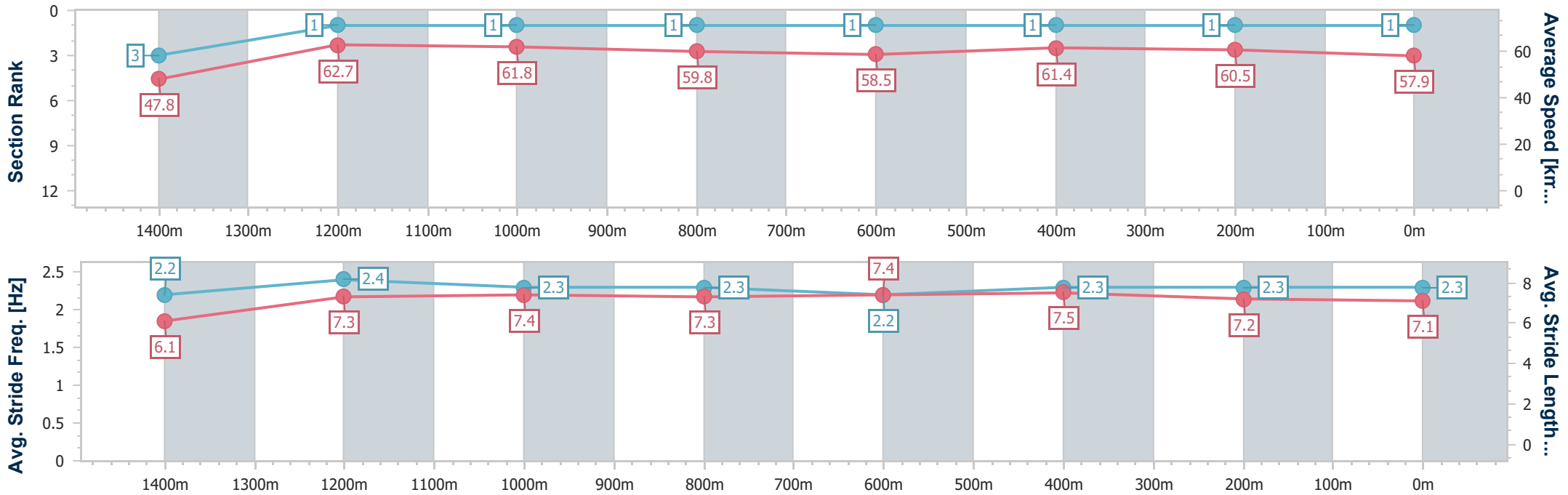
Aquis Park Gold Coast Poly QLD Professional
 Race 6: THE KIDS' CANCER PROJECT Class 1 Plate - 1540m



17 February 2024 - 16:46

Track Rating: Synthetic, Weather: Fine, Rail Position: True

Section	Overall	1400m	1200m	1000m	800m	600m	400m	200m
Section Times	1:34.43 [1] (0:10.55)	1:23.88 [3] (0:11.58)	1:12.30 [1] (0:11.66)	1:00.64 [1] (0:12.07)	0:48.57 [1] (0:12.35)	0:36.22 [1] (0:11.74)	0:24.48 [1] (0:11.92)	0:12.56 [1] (0:12.56)
Average Speed [km/h]	47.8	62.7	61.8	59.8	58.5	61.4	60.5	57.9
Top Speed [km/h]	64.3	64.4	63.1	61.0	60.5	62.1	61.5	59.6
Avg. Dist. to Rail [m]	3.1	1.0	2.0	1.5	0.7	0.6	1.8	2.1
Avg. Stride Freq. [Hz]	2.2	2.4	2.3	2.3	2.2	2.3	2.3	2.3
Avg. Stride Length [m]	6.1	7.3	7.4	7.3	7.4	7.5	7.2	7.1



- [] Ranking at each section and finish
- .-.- No data available at this section
- NA No data available



Horse/Jockey Name	Dance Babe
Final Rank	2
Fastest Section Time (Section)	0:10.53 (Overall)
Top Speed [km/h] (Section)	62.4 (1400m)
Race State	Finished



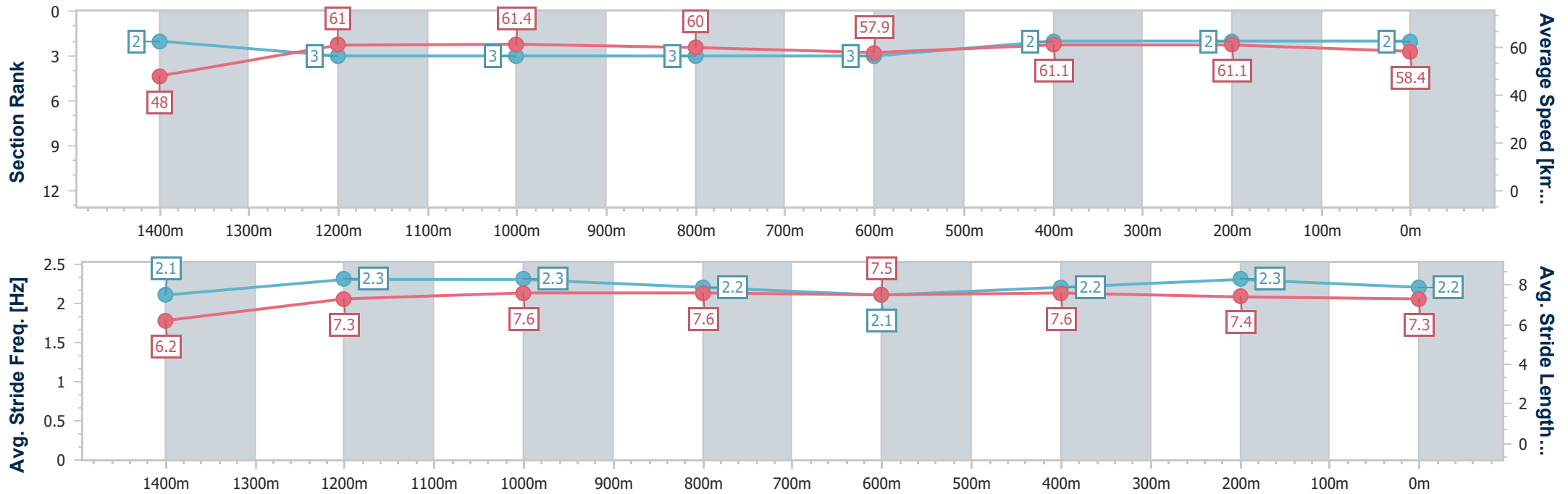
Aquis Park Gold Coast Poly QLD Professional
Race 6: THE KIDS' CANCER PROJECT Class 1 Plate - 1540m



17 February 2024 - 16:46

Track Rating: Synthetic, Weather: Fine, Rail Position: True

Section	Overall	1400m	1200m	1000m	800m	600m	400m	200m
Section Times	1:34.52 [2] (0:10.53)	1:23.99 [2] (0:11.75)	1:12.24 [3] (0:11.74)	1:00.50 [3] (0:12.02)	0:48.48 [3] (0:12.38)	0:36.10 [3] (0:11.88)	0:24.22 [2] (0:11.81)	0:12.41 [2] (0:12.41)
Average Speed [km/h]	48.0	61.0	61.4	60.0	57.9	61.1	61.1	58.4
Top Speed [km/h]	60.0	62.4	62.1	61.1	60.6	61.6	62.2	60.6
Avg. Dist. to Rail [m]	1.7	0.2	0.1	0.1	0.3	0.8	2.9	3.7
Avg. Stride Freq. [Hz]	2.1	2.3	2.3	2.2	2.1	2.2	2.3	2.2
Avg. Stride Length [m]	6.2	7.3	7.6	7.6	7.5	7.6	7.4	7.3



- [] Ranking at each section and finish
- .-.- No data available at this section
- NA No data available



Horse/Jockey Name	Silver Onyx
Final Rank	3
Fastest Section Time (Section)	0:10.52 (Overall)
Top Speed [km/h] (Section)	64.2 (1400m)
Race State	Finished



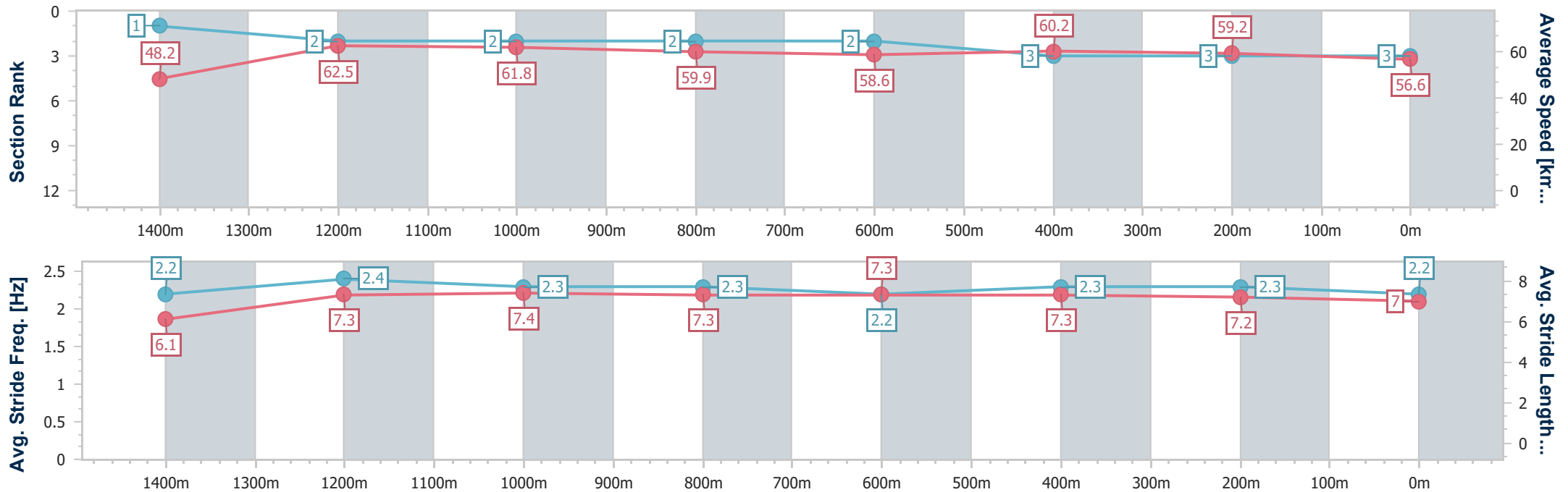
Aquis Park Gold Coast Poly QLD Professional
 Race 6: THE KIDS' CANCER PROJECT Class 1 Plate - 1540m



17 February 2024 - 16:46

Track Rating: Synthetic, Weather: Fine, Rail Position: True

Section	Overall	1400m	1200m	1000m	800m	600m	400m	200m
Section Times	1:35.40 [3] (0:10.52)	1:24.88 [1] (0:11.70)	1:13.18 [2] (0:11.67)	1:01.51 [2] (0:12.04)	0:49.47 [2] (0:12.37)	0:37.10 [2] (0:12.06)	0:25.04 [3] (0:12.27)	0:12.77 [3] (0:12.77)
Average Speed [km/h]	48.2	62.5	61.8	59.9	58.6	60.2	59.2	56.6
Top Speed [km/h]	62.1	64.2	62.7	61.0	60.5	60.9	59.6	57.9
Avg. Dist. to Rail [m]	5.9	2.4	1.7	1.1	1.1	1.8	3.9	4.7
Avg. Stride Freq. [Hz]	2.2	2.4	2.3	2.3	2.2	2.3	2.3	2.2
Avg. Stride Length [m]	6.1	7.3	7.4	7.3	7.3	7.3	7.2	7.0



- [] Ranking at each section and finish
- .-.- No data available at this section
- NA No data available



Horse/Jockey Name	Give Me Something
Final Rank	4
Fastest Section Time (Section)	0:10.79 (Overall)
Top Speed [km/h] (Section)	63.1 (1400m)
Race State	Finished



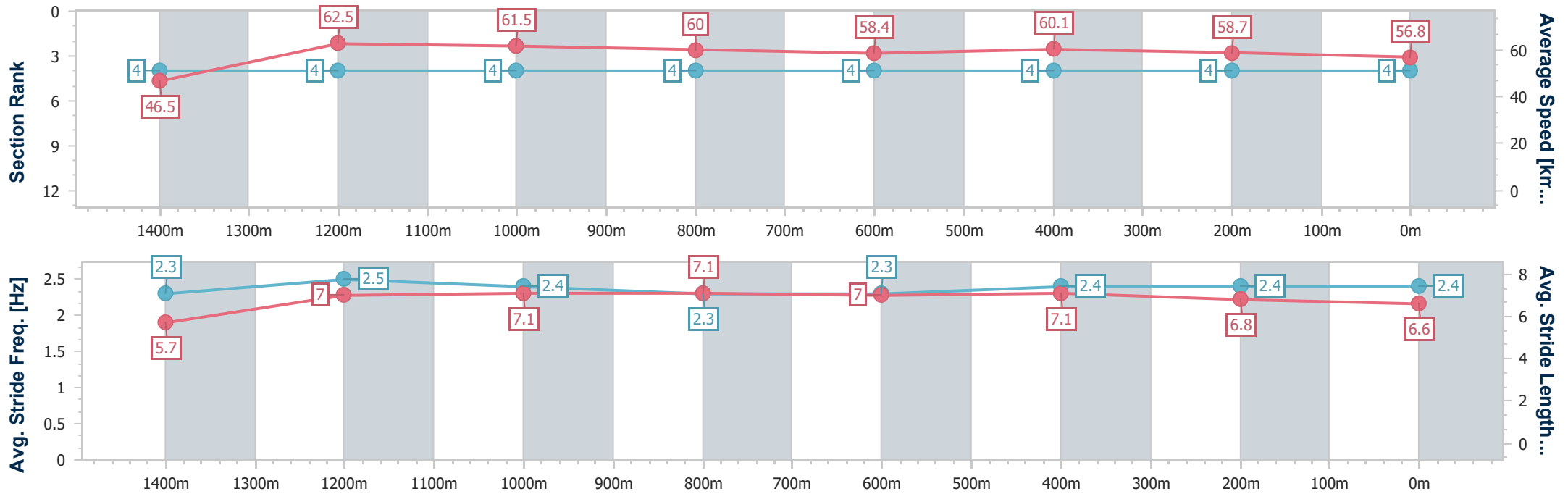
Aquis Park Gold Coast Poly QLD Professional
 Race 6: THE KIDS' CANCER PROJECT Class 1 Plate - 1540m



17 February 2024 - 16:46

Track Rating: Synthetic, Weather: Fine, Rail Position: True

Section	Overall	1400m	1200m	1000m	800m	600m	400m	200m
Section Times	1:35.80 [4] (0:10.79)	1:25.01 [4] (0:11.68)	1:13.33 [4] (0:11.69)	1:01.64 [4] (0:12.01)	0:49.63 [4] (0:12.43)	0:37.20 [4] (0:12.14)	0:25.06 [4] (0:12.34)	0:12.72 [4] (0:12.72)
Average Speed [km/h]	46.5	62.5	61.5	60.0	58.4	60.1	58.7	56.8
Top Speed [km/h]	60.9	63.1	62.4	61.1	59.9	61.3	59.5	58.0
Avg. Dist. to Rail [m]	4.8	1.4	0.9	0.6	1.6	2.3	1.8	2.0
Avg. Stride Freq. [Hz]	2.3	2.5	2.4	2.3	2.3	2.4	2.4	2.4
Avg. Stride Length [m]	5.7	7.0	7.1	7.1	7.0	7.1	6.8	6.6



- [] Ranking at each section and finish
- .-.- No data available at this section
- NA No data available



Horse/Jockey Name	Nice Water
Final Rank	5
Fastest Section Time (Section)	0:11.19 (Overall)
Top Speed [km/h] (Section)	63.7 (1400m)
Race State	Finished



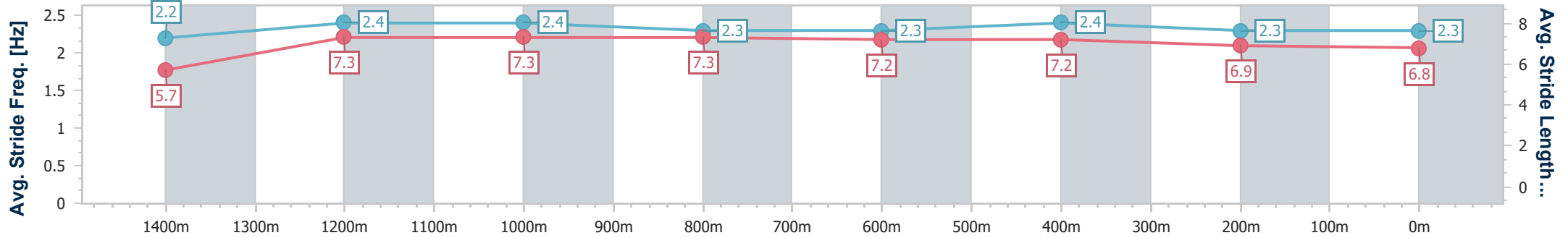
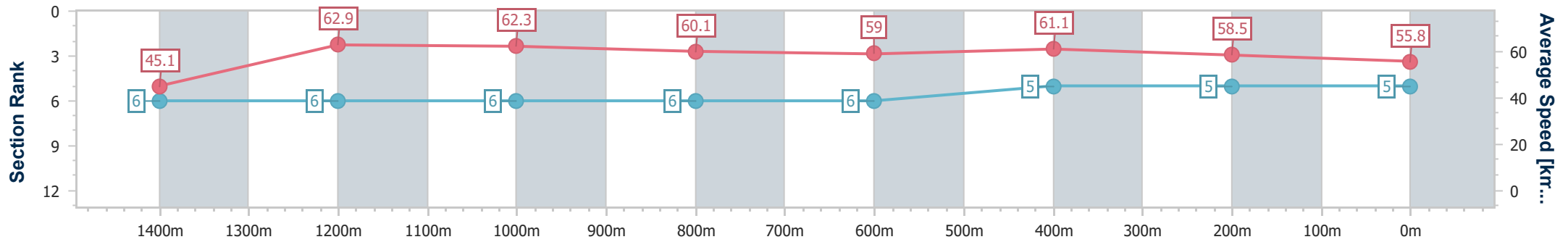
Aquis Park Gold Coast Poly QLD Professional
 Race 6: THE KIDS' CANCER PROJECT Class 1 Plate - 1540m



17 February 2024 - 16:46

Track Rating: Synthetic, Weather: Fine, Rail Position: True

Section	Overall	1400m	1200m	1000m	800m	600m	400m	200m
Section Times	1:36.03 [5] (0:11.19)	1:24.84 [6] (0:11.64)	1:13.20 [6] (0:11.57)	1:01.63 [6] (0:12.09)	0:49.54 [6] (0:12.37)	0:37.17 [6] (0:11.92)	0:25.25 [5] (0:12.36)	0:12.89 [5] (0:12.89)
Average Speed [km/h]	45.1	62.9	62.3	60.1	59.0	61.1	58.5	55.8
Top Speed [km/h]	62.3	63.7	63.6	61.4	62.2	63.3	59.8	58.7
Avg. Dist. to Rail [m]	2.2	2.4	3.5	3.3	2.3	2.5	2.5	4.7
Avg. Stride Freq. [Hz]	2.2	2.4	2.4	2.3	2.3	2.4	2.3	2.3
Avg. Stride Length [m]	5.7	7.3	7.3	7.3	7.2	7.2	6.9	6.8



- [] Ranking at each section and finish
- .-.- No data available at this section
- NA No data available



Horse/Jockey Name	Enterprise Success
Final Rank	6
Fastest Section Time (Section)	0:10.99 (Overall)
Top Speed [km/h] (Section)	64.1 (1200m)
Race State	Finished



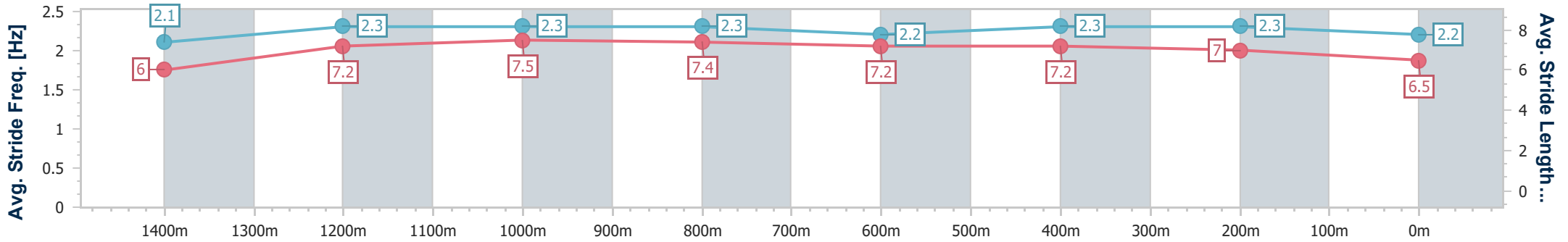
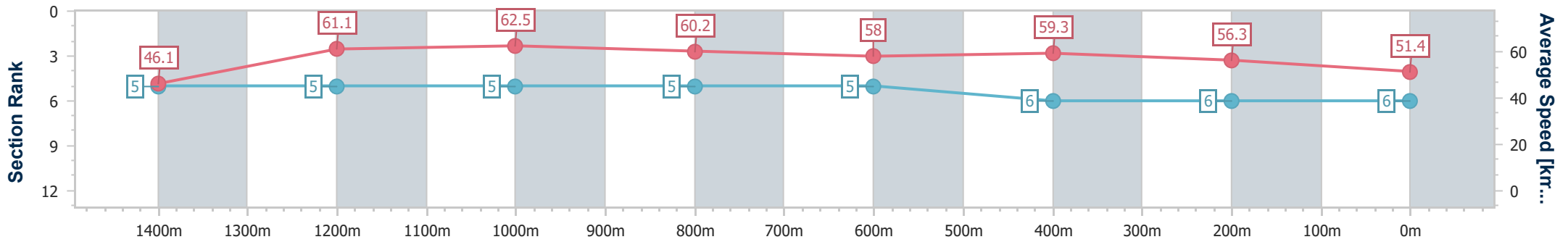
Aquis Park Gold Coast Poly QLD Professional
Race 6: THE KIDS' CANCER PROJECT Class 1 Plate - 1540m



17 February 2024 - 16:46

Track Rating: Synthetic, Weather: Fine, Rail Position: True

Section	Overall	1400m	1200m	1000m	800m	600m	400m	200m
Section Times	1:37.71 [6] (0:10.99)	1:26.72 [5] (0:11.77)	1:14.95 [5] (0:11.52)	1:03.43 [5] (0:11.98)	0:51.45 [5] (0:12.46)	0:38.99 [5] (0:12.16)	0:26.83 [6] (0:12.83)	0:14.00 [6] (0:14.00)
Average Speed [km/h]	46.1	61.1	62.5	60.2	58.0	59.3	56.3	51.4
Top Speed [km/h]	61.4	62.5	64.1	61.2	60.0	61.1	57.5	54.9
Avg. Dist. to Rail [m]	2.3	0.4	0.4	0.3	0.6	0.5	2.6	3.9
Avg. Stride Freq. [Hz]	2.1	2.3	2.3	2.3	2.2	2.3	2.3	2.2
Avg. Stride Length [m]	6.0	7.2	7.5	7.4	7.2	7.2	7.0	6.5



- [] Ranking at each section and finish
- .-.- No data available at this section
- NA No data available