



**Aquis Park Gold Coast Poly QLD Professional**  
**Race 7: BAYSIDE PLASTERBOARD & BUILDING SUPPLIES**  
**BENCHMARK 58 Handicap - 1100m**  
**17 February 2024 - 17:25**



Track Rating: Synthetic, Weather: Fine, Rail Position: True

Section		Overall										Last 600m	
Field Times		1:04.31										0:34.44	
		(0:07.98)										(0:11.63)	
		1000m										800m	
		0:56.33										0:45.52	
		(0:10.81)										(0:11.08)	
		800m										600m	
		0:45.52										0:34.44	
		(0:11.08)										(0:11.23)	
		600m										400m	
		0:34.44										0:23.21	
		(0:11.23)										(0:11.58)	
		400m										200m	
		0:23.21										0:11.63	
		(0:11.58)										(0:11.63)	
		200m										Last 600m	
		0:11.63										0:34.44	
		(0:11.63)											
Rank	TAB	Horse/Jockey	Barrier	Top Speed [km/h]	Fastest Section	Overall	1000m	800m	600m	400m	200m	Margin	Distance Travelled [m]
1	3	MY DOG DIESEL	8	68.5	0:08.11	1:04.31 [1]	0:56.20 [5]	0:45.47 [2]	0:34.44 [1]	0:23.21 [1]	0:11.63 [1]	1:04.31	0:34.44
		Sariah Champkin		1000m	Overall	(0:08.11)	(0:10.73)	(0:11.03)	(0:11.23)	(0:11.58)	(0:11.63)		
2	9	FREELAND	1	67.5	0:08.16	1:04.31 [2]	0:56.15 [7]	0:45.27 [5]	0:34.18 [4]	0:22.91 [3]	0:11.62 [2]	0.1L	0:34.18 +4
		Elione Chaves		1000m	Overall	(0:08.16)	(0:10.88)	(0:11.09)	(0:11.27)	(0:11.29)	(0:11.62)		
3	4	HE'S ESSENTIAL	12	68.7	0:07.99	1:04.73 [3]	0:56.74 [2]	0:45.94 [1]	0:34.78 [2]	0:23.43 [2]	0:11.89 [3]	2.4L	0:34.78 +6
		Andrew Spinks		1000m	Overall	(0:07.99)	(0:10.80)	(0:11.16)	(0:11.35)	(0:11.54)	(0:11.89)		
4	11	SHE IS ALL MAGIC	13	68.9	0:07.98	1:05.02 [4]	0:57.04 [1]	0:46.10 [3]	0:35.01 [3]	0:23.59 [4]	0:12.03 [4]	3.9L	0:35.01 +14
		Michael Cahill		1000m	Overall	(0:07.98)	(0:10.94)	(0:11.09)	(0:11.42)	(0:11.56)	(0:12.03)		
5	5	REDSNAP	11	67.8	0:08.28	1:05.68 [5]	0:57.40 [8]	0:46.46 [9]	0:35.17 [9]	0:23.80 [7]	0:12.21 [5]	7.7L	0:35.17 +9
		Paul Hammersley		1000m	Overall	(0:08.28)	(0:10.94)	(0:11.29)	(0:11.37)	(0:11.59)	(0:12.21)		
6	2	SEVENTIES HIT	14	67.2	0:08.07	1:05.78 [6]	0:57.71 [3]	0:46.60 [7]	0:35.24 [10]	0:23.68 [10]	0:11.96 [10]	8.2L	0:35.24 +16
		Jag Guthmann-Chester		1000m	Overall	(0:08.07)	(0:11.11)	(0:11.36)	(0:11.56)	(0:11.72)	(0:11.96)		
7	14	BOARDIE	5	68.3	0:08.39	1:05.87 [7]	0:57.48 [9]	0:46.66 [8]	0:35.40 [8]	0:23.88 [9]	0:12.15 [9]	8.7L	0:35.40 +4
		Melea Castle		1000m	Overall	(0:08.39)	(0:10.82)	(0:11.26)	(0:11.52)	(0:11.73)	(0:12.15)		
8	12	DUCHESS OF MILAN	3	68.0	0:08.46	1:05.87 [8]	0:57.41 [10]	0:46.55 [10]	0:35.43 [7]	0:24.18 [5]	0:12.38 [6]	8.8L	0:35.43 +1
		Jai Williams		1000m	Overall	(0:08.46)	(0:10.86)	(0:11.12)	(0:11.25)	(0:11.80)	(0:12.38)		
9	13	GERTANIE	9	68.2	0:08.12	1:05.92 [9]	0:57.80 [6]	0:46.97 [4]	0:35.69 [5]	0:24.08 [6]	0:12.21 [8]	9L	0:35.69 +5
		Micheal Hellyer		1000m	Overall	(0:08.12)	(0:10.83)	(0:11.28)	(0:11.61)	(0:11.87)	(0:12.21)		
10	7	IN MOTION	10	67.7	0:08.08	1:05.94 [10]	0:57.86 [4]	0:46.78 [6]	0:35.59 [6]	0:24.00 [8]	0:12.41 [7]	9.1L	0:35.59 +10
		Corey Bayliss		1000m	Overall	(0:08.08)	(0:11.08)	(0:11.19)	(0:11.59)	(0:11.59)	(0:12.41)		

Scratched: I Am A Hit (#1), Marleedoone (#10), Full Cry (#6), Snow Falcon (#8)

[ ] Ranking at each section and finish  
 -:-:- No data available at this section  
 NA No data available

SCN Saddle cloth number  
 DNF Did not finish  
 DNT Did not track



Horse/Jockey Name	My Dog Diesel
Final Rank	1
Fastest Section Time (Section)	0:08.11 (Overall)
Top Speed [km/h] (Section)	68.5 (1000m)
Race State	Finished



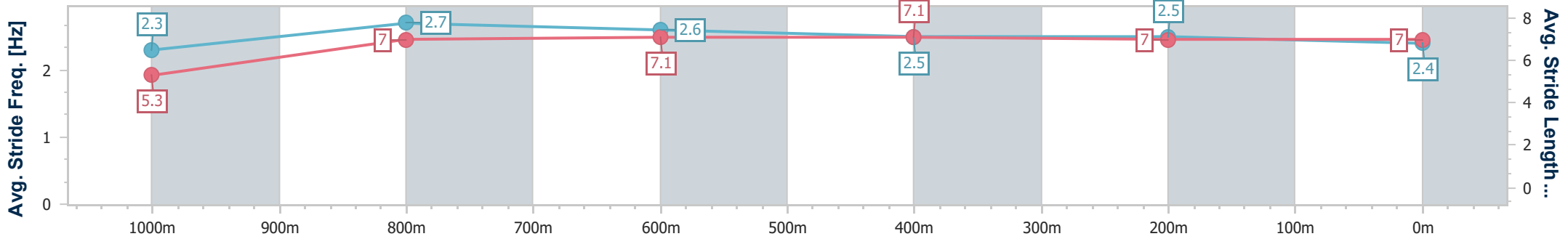
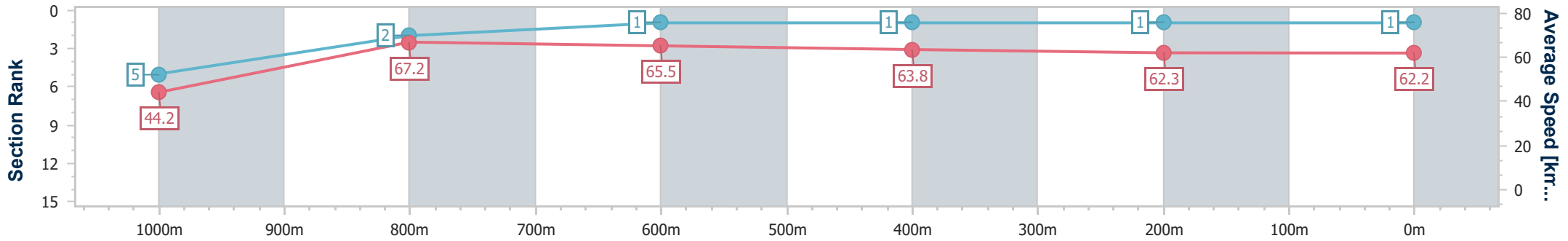
Aquis Park Gold Coast Poly QLD Professional  
 Race 7: BAYSIDE PLASTERBOARD & BUILDING SUPPLIES  
 BENCHMARK 58 Handicap - 1100m



17 February 2024 - 17:25

Track Rating: Synthetic, Weather: Fine, Rail Position: True

Section	Overall	1000m	800m	600m	400m	200m
Section Times	1:04.31 [1] (0:08.11)	0:56.20 [5] (0:10.73)	0:45.47 [2] (0:11.03)	0:34.44 [1] (0:11.23)	0:23.21 [1] (0:11.58)	0:11.63 [1] (0:11.63)
Average Speed [km/h]	44.2	67.2	65.5	63.8	62.3	62.2
Top Speed [km/h]	63.4	68.5	66.4	64.9	63.5	63.8
Avg. Dist. to Rail [m]	2.4	0.5	0.4	0.5	1.6	5.9
Avg. Stride Freq. [Hz]	2.3	2.7	2.6	2.5	2.5	2.4
Avg. Stride Length [m]	5.3	7.0	7.1	7.1	7.0	7.0



- [ ] Ranking at each section and finish
- .-.- No data available at this section
- NA No data available



Horse/Jockey Name	Freeland
Final Rank	2
Fastest Section Time (Section)	0:08.16 (Overall)
Top Speed [km/h] (Section)	67.5 (1000m)
Race State	Finished



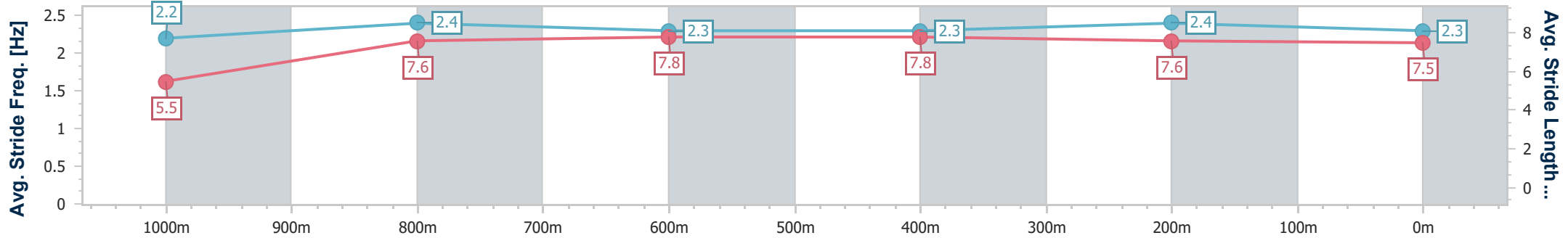
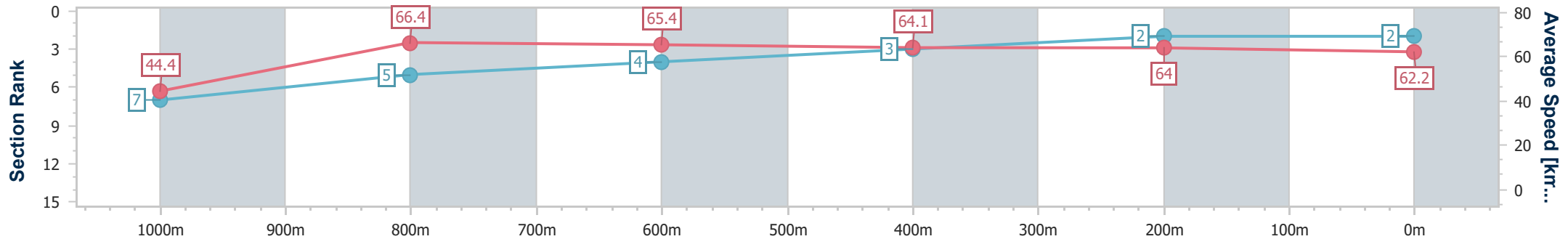
Aquis Park Gold Coast Poly QLD Professional  
 Race 7: BAYSIDE PLASTERBOARD & BUILDING SUPPLIES  
 BENCHMARK 58 Handicap - 1100m



17 February 2024 - 17:25

Track Rating: Synthetic, Weather: Fine, Rail Position: True

Section	Overall	1000m	800m	600m	400m	200m
Section Times	1:04.31 [2] (0:08.16)	0:56.15 [7] (0:10.88)	0:45.27 [5] (0:11.09)	0:34.18 [4] (0:11.27)	0:22.91 [3] (0:11.29)	0:11.62 [2] (0:11.62)
Average Speed [km/h]	44.4	66.4	65.4	64.1	64.0	62.2
Top Speed [km/h]	62.9	67.5	65.8	65.5	64.5	63.7
Avg. Dist. to Rail [m]	1.3	0.5	1.4	1.7	2.1	6.3
Avg. Stride Freq. [Hz]	2.2	2.4	2.3	2.3	2.4	2.3
Avg. Stride Length [m]	5.5	7.6	7.8	7.8	7.6	7.5



- [ ] Ranking at each section and finish
- .-.- No data available at this section
- NA No data available



Horse/Jockey Name	He's Essential
Final Rank	3
Fastest Section Time (Section)	0:07.99 (Overall)
Top Speed [km/h] (Section)	68.7 (1000m)
Race State	Finished



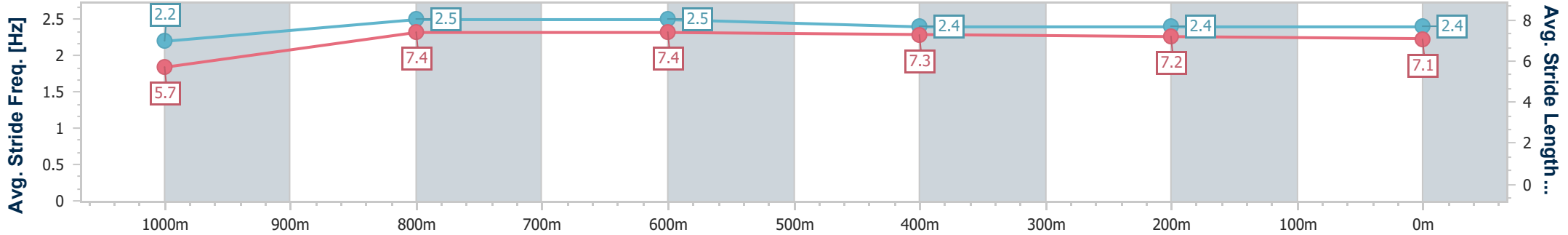
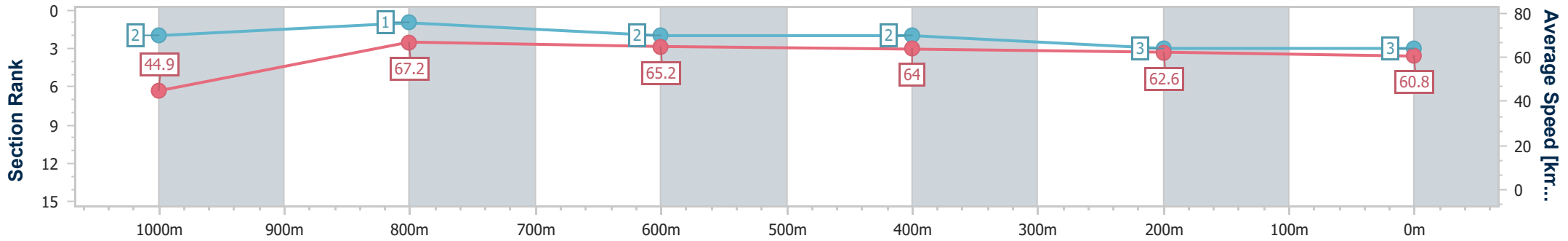
Aquis Park Gold Coast Poly QLD Professional  
 Race 7: BAYSIDE PLASTERBOARD & BUILDING SUPPLIES  
 BENCHMARK 58 Handicap - 1100m



17 February 2024 - 17:25

Track Rating: Synthetic, Weather: Fine, Rail Position: True

Section	Overall	1000m	800m	600m	400m	200m
Section Times	1:04.73 [3] (0:07.99)	0:56.74 [2] (0:10.80)	0:45.94 [1] (0:11.16)	0:34.78 [2] (0:11.35)	0:23.43 [2] (0:11.54)	0:11.89 [3] (0:11.89)
Average Speed [km/h]	44.9	67.2	65.2	64.0	62.6	60.8
Top Speed [km/h]	63.7	68.7	66.6	66.4	64.1	62.3
Avg. Dist. to Rail [m]	6.5	3.1	2.2	1.5	2.2	4.8
Avg. Stride Freq. [Hz]	2.2	2.5	2.5	2.4	2.4	2.4
Avg. Stride Length [m]	5.7	7.4	7.4	7.3	7.2	7.1



- [ ] Ranking at each section and finish
- .-.- No data available at this section
- NA No data available



Horse/Jockey Name	She Is All Magic
Final Rank	4
Fastest Section Time (Section)	0:07.98 (Overall)
Top Speed [km/h] (Section)	68.9 (1000m)
Race State	Finished



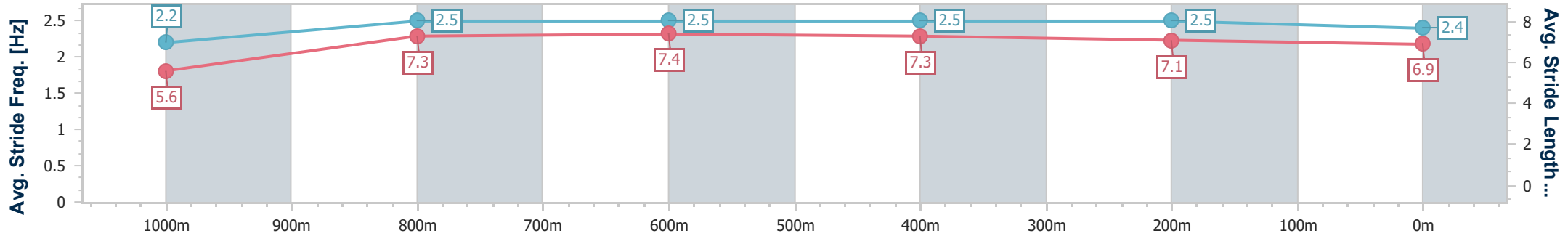
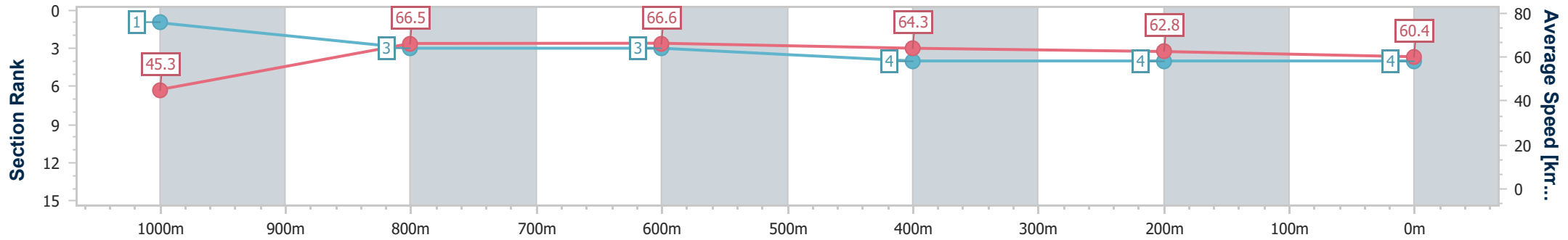
Aquis Park Gold Coast Poly QLD Professional  
 Race 7: BAYSIDE PLASTERBOARD & BUILDING SUPPLIES  
 BENCHMARK 58 Handicap - 1100m



17 February 2024 - 17:25

Track Rating: Synthetic, Weather: Fine, Rail Position: True

Section	Overall	1000m	800m	600m	400m	200m
Section Times	1:05.02 [4] (0:07.98)	0:57.04 [1] (0:10.94)	0:46.10 [3] (0:11.09)	0:35.01 [3] (0:11.42)	0:23.59 [4] (0:11.56)	0:12.03 [4] (0:12.03)
Average Speed [km/h]	45.3	66.5	66.6	64.3	62.8	60.4
Top Speed [km/h]	62.7	68.9	67.5	65.5	64.4	62.0
Avg. Dist. to Rail [m]	7.2	4.3	4.5	4.5	5.7	8.2
Avg. Stride Freq. [Hz]	2.2	2.5	2.5	2.5	2.5	2.4
Avg. Stride Length [m]	5.6	7.3	7.4	7.3	7.1	6.9



- [ ] Ranking at each section and finish
- .-.- No data available at this section
- NA No data available



Horse/Jockey Name	Redsnap
Final Rank	5
Fastest Section Time (Section)	0:08.28 (Overall)
Top Speed [km/h] (Section)	67.8 (1000m)
Race State	Finished



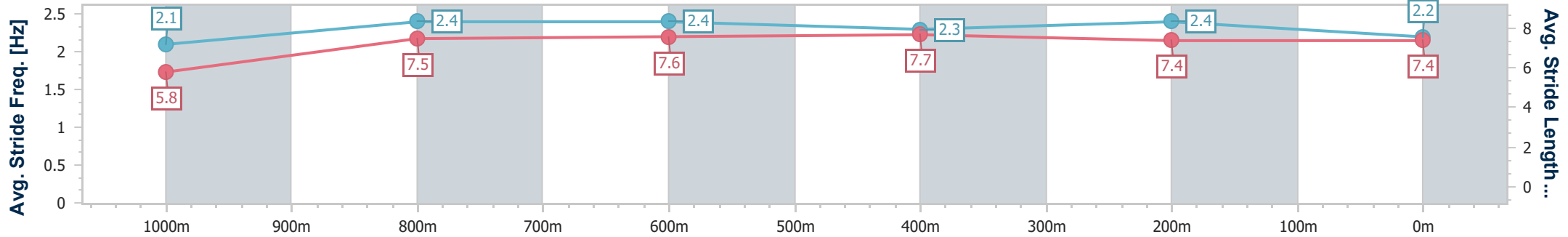
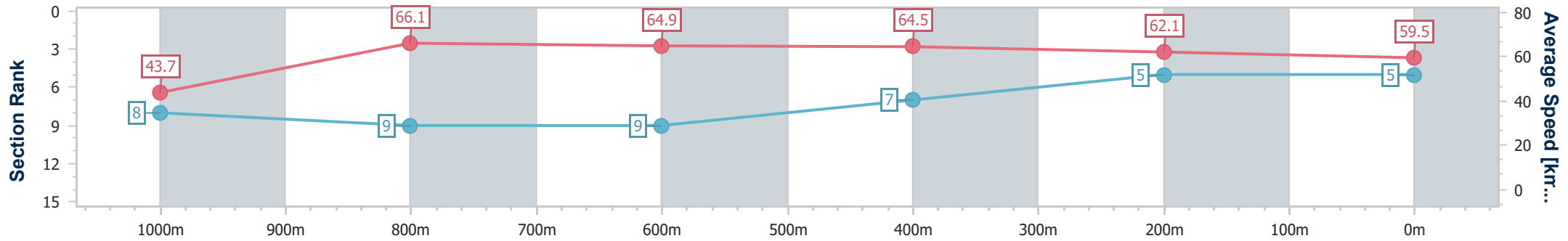
Aquis Park Gold Coast Poly QLD Professional  
 Race 7: BAYSIDE PLASTERBOARD & BUILDING SUPPLIES  
 BENCHMARK 58 Handicap - 1100m



17 February 2024 - 17:25

Track Rating: Synthetic, Weather: Fine, Rail Position: True

Section	Overall	1000m	800m	600m	400m	200m
Section Times	1:05.68 [5] (0:08.28)	0:57.40 [8] (0:10.94)	0:46.46 [9] (0:11.29)	0:35.17 [9] (0:11.37)	0:23.80 [7] (0:11.59)	0:12.21 [5] (0:12.21)
Average Speed [km/h]	43.7	66.1	64.9	64.5	62.1	59.5
Top Speed [km/h]	63.3	67.8	66.6	65.6	63.2	62.1
Avg. Dist. to Rail [m]	5.0	2.2	3.6	3.2	2.9	3.5
Avg. Stride Freq. [Hz]	2.1	2.4	2.4	2.3	2.4	2.2
Avg. Stride Length [m]	5.8	7.5	7.6	7.7	7.4	7.4



- [ ] Ranking at each section and finish
- .-.- No data available at this section
- NA No data available



Horse/Jockey Name	Seventies Hit
Final Rank	6
Fastest Section Time (Section)	0:08.07 (Overall)
Top Speed [km/h] (Section)	67.2 (1000m)
Race State	Finished



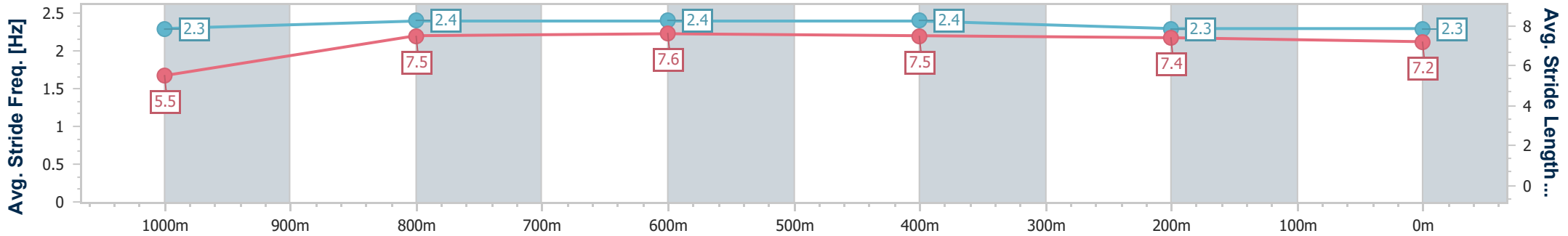
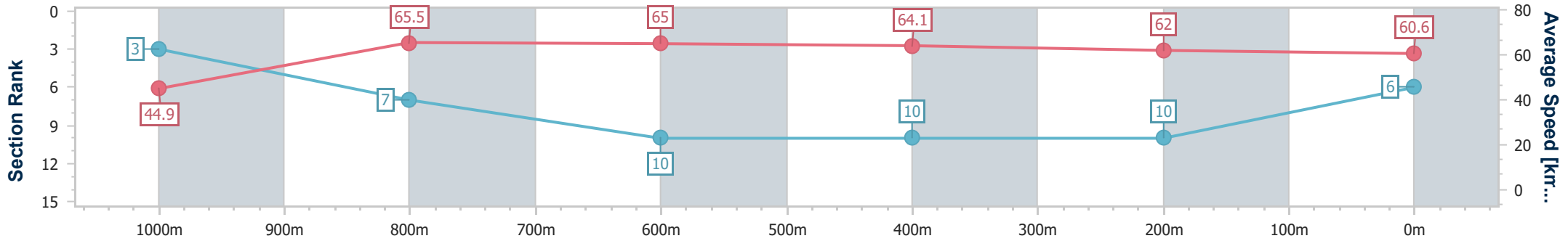
Aquis Park Gold Coast Poly QLD Professional  
 Race 7: BAYSIDE PLASTERBOARD & BUILDING SUPPLIES  
 BENCHMARK 58 Handicap - 1100m



17 February 2024 - 17:25

Track Rating: Synthetic, Weather: Fine, Rail Position: True

Section	Overall	1000m	800m	600m	400m	200m
Section Times	1:05.78 [6] (0:08.07)	0:57.71 [3] (0:11.11)	0:46.60 [7] (0:11.36)	0:35.24 [10] (0:11.56)	0:23.68 [10] (0:11.72)	0:11.96 [10] (0:11.96)
Average Speed [km/h]	44.9	65.5	65.0	64.1	62.0	60.6
Top Speed [km/h]	62.1	67.2	66.0	65.5	62.9	62.0
Avg. Dist. to Rail [m]	8.9	5.6	4.9	4.9	5.7	5.8
Avg. Stride Freq. [Hz]	2.3	2.4	2.4	2.4	2.3	2.3
Avg. Stride Length [m]	5.5	7.5	7.6	7.5	7.4	7.2



- [ ] Ranking at each section and finish
- .-.- No data available at this section
- NA No data available



Horse/Jockey Name	Boardie
Final Rank	7
Fastest Section Time (Section)	0:08.39 (Overall)
Top Speed [km/h] (Section)	68.3 (1000m)
Race State	Finished



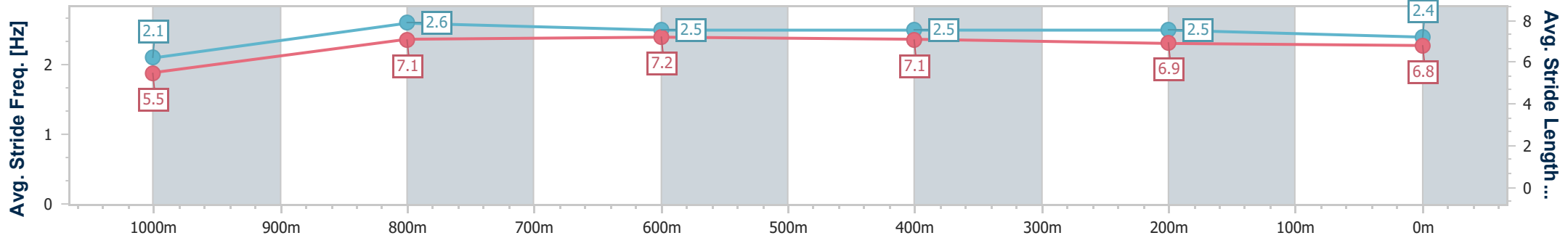
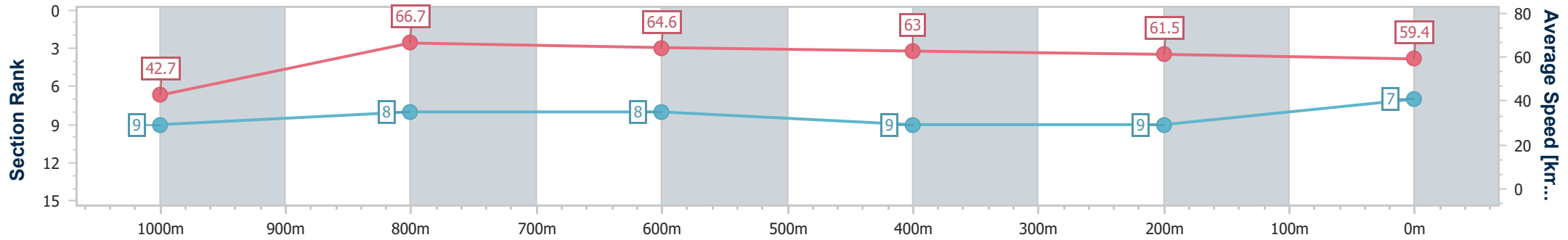
Aquis Park Gold Coast Poly QLD Professional  
 Race 7: BAYSIDE PLASTERBOARD & BUILDING SUPPLIES  
 BENCHMARK 58 Handicap - 1100m



17 February 2024 - 17:25

Track Rating: Synthetic, Weather: Fine, Rail Position: True

Section	Overall	1000m	800m	600m	400m	200m
Section Times	1:05.87 [7] (0:08.39)	0:57.48 [9] (0:10.82)	0:46.66 [8] (0:11.26)	0:35.40 [8] (0:11.52)	0:23.88 [9] (0:11.73)	0:12.15 [9] (0:12.15)
Average Speed [km/h]	42.7	66.7	64.6	63.0	61.5	59.4
Top Speed [km/h]	63.7	68.3	65.7	64.7	62.2	61.1
Avg. Dist. to Rail [m]	1.8	0.6	1.8	2.6	0.5	0.9
Avg. Stride Freq. [Hz]	2.1	2.6	2.5	2.5	2.5	2.4
Avg. Stride Length [m]	5.5	7.1	7.2	7.1	6.9	6.8



- [ ] Ranking at each section and finish
- .-.- No data available at this section
- NA No data available





Horse/Jockey Name	Duchess Of Milan
Final Rank	8
Fastest Section Time (Section)	0:08.46 (Overall)
Top Speed [km/h] (Section)	68.0 (1000m)
Race State	Finished



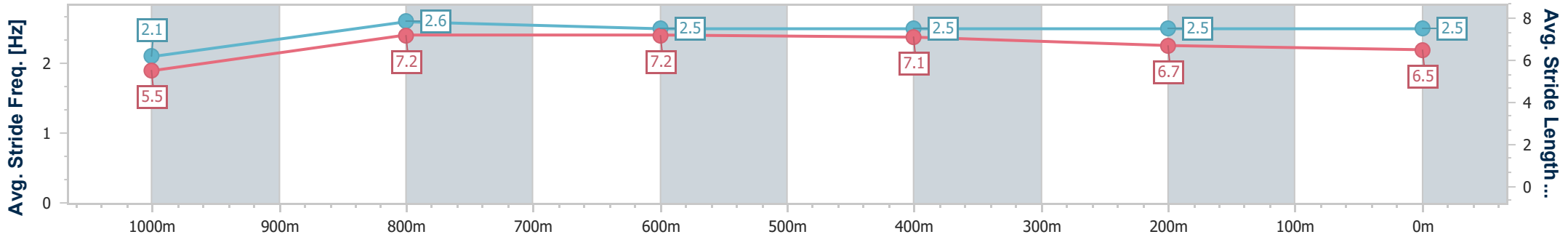
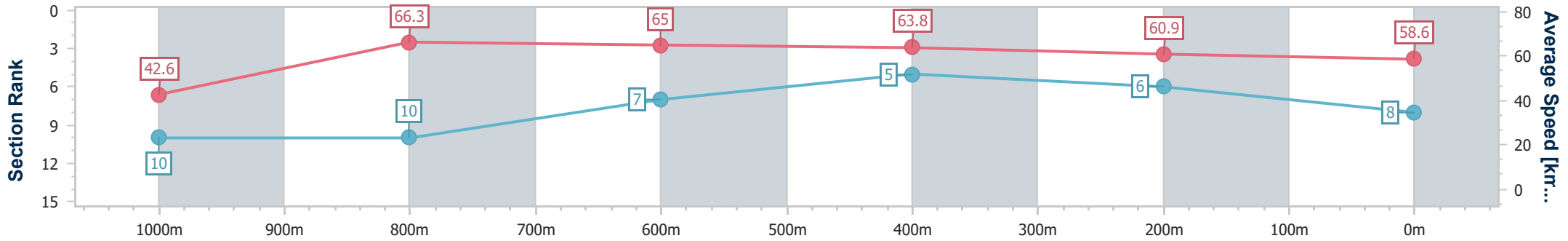
Aquis Park Gold Coast Poly QLD Professional  
 Race 7: BAYSIDE PLASTERBOARD & BUILDING SUPPLIES  
 BENCHMARK 58 Handicap - 1100m



17 February 2024 - 17:25

Track Rating: Synthetic, Weather: Fine, Rail Position: True

Section	Overall	1000m	800m	600m	400m	200m
Section Times	1:05.87 [8] (0:08.46)	0:57.41 [10] (0:10.86)	0:46.55 [10] (0:11.12)	0:35.43 [7] (0:11.25)	0:24.18 [5] (0:11.80)	0:12.38 [6] (0:12.38)
Average Speed [km/h]	42.6	66.3	65.0	63.8	60.9	58.6
Top Speed [km/h]	62.2	68.0	65.7	65.8	62.0	60.0
Avg. Dist. to Rail [m]	2.0	0.5	1.1	0.5	0.7	0.9
Avg. Stride Freq. [Hz]	2.1	2.6	2.5	2.5	2.5	2.5
Avg. Stride Length [m]	5.5	7.2	7.2	7.1	6.7	6.5



- [ ] Ranking at each section and finish
- .-.- No data available at this section
- NA No data available



Horse/Jockey Name	Gertanie
Final Rank	9
Fastest Section Time (Section)	0:08.12 (Overall)
Top Speed [km/h] (Section)	68.2 (1000m)
Race State	Finished



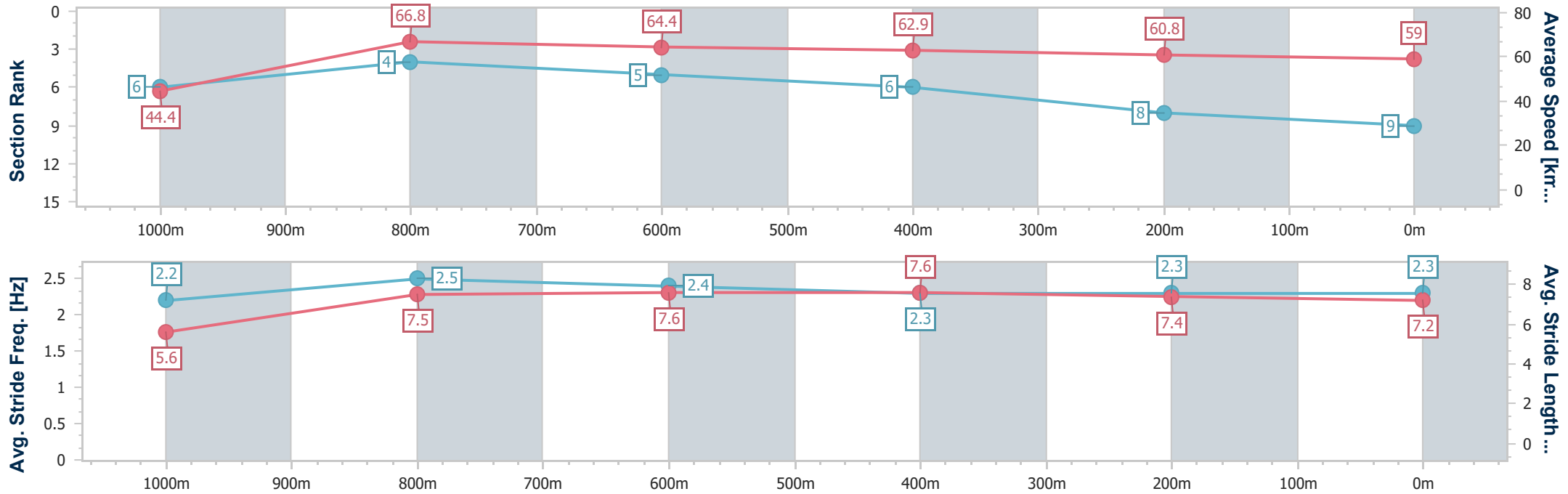
Aquis Park Gold Coast Poly QLD Professional  
 Race 7: BAYSIDE PLASTERBOARD & BUILDING SUPPLIES  
 BENCHMARK 58 Handicap - 1100m



17 February 2024 - 17:25

Track Rating: Synthetic, Weather: Fine, Rail Position: True

Section	Overall	1000m	800m	600m	400m	200m
Section Times	1:05.92 [9] (0:08.12)	0:57.80 [6] (0:10.83)	0:46.97 [4] (0:11.28)	0:35.69 [5] (0:11.61)	0:24.08 [6] (0:11.87)	0:12.21 [8] (0:12.21)
Average Speed [km/h]	44.4	66.8	64.4	62.9	60.8	59.0
Top Speed [km/h]	63.9	68.2	65.5	64.8	61.2	60.6
Avg. Dist. to Rail [m]	3.6	1.7	2.4	2.5	1.3	1.7
Avg. Stride Freq. [Hz]	2.2	2.5	2.4	2.3	2.3	2.3
Avg. Stride Length [m]	5.6	7.5	7.6	7.6	7.4	7.2



- [ ] Ranking at each section and finish
- .-.- No data available at this section
- NA No data available



Horse/Jockey Name	In Motion
Final Rank	10
Fastest Section Time (Section)	0:08.08 (Overall)
Top Speed [km/h] (Section)	67.7 (1000m)
Race State	Finished



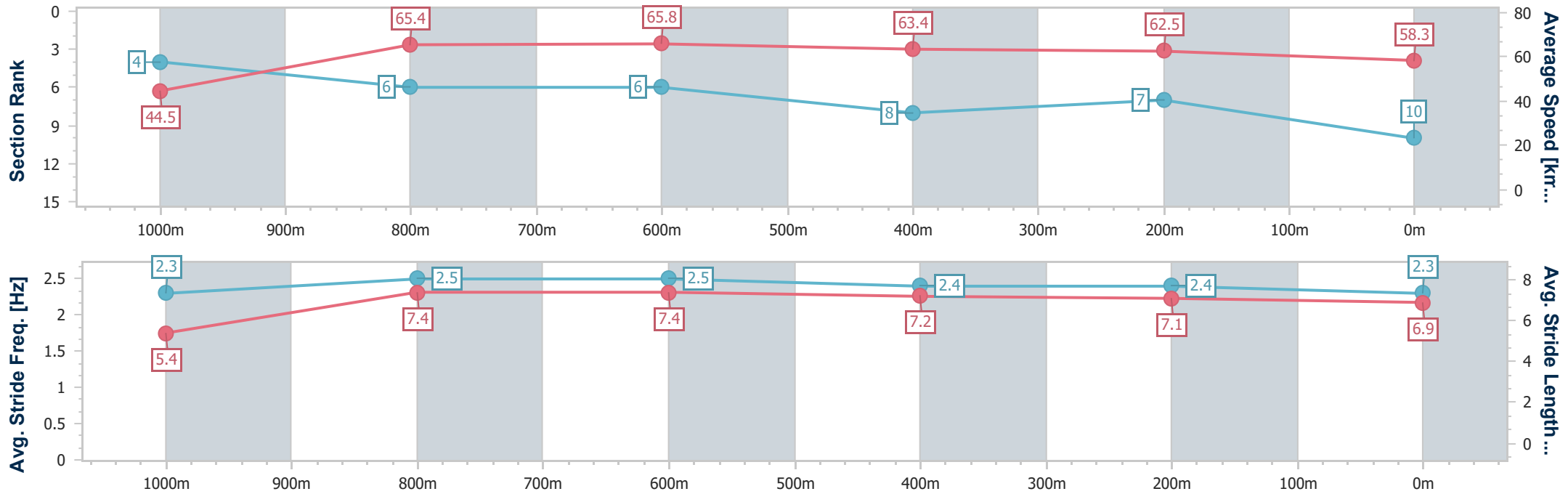
Aquis Park Gold Coast Poly QLD Professional  
 Race 7: BAYSIDE PLASTERBOARD & BUILDING SUPPLIES  
 BENCHMARK 58 Handicap - 1100m



17 February 2024 - 17:25

Track Rating: Synthetic, Weather: Fine, Rail Position: True

Section	Overall	1000m	800m	600m	400m	200m
Section Times	1:05.94 [10] (0:08.08)	0:57.86 [4] (0:11.08)	0:46.78 [6] (0:11.19)	0:35.59 [6] (0:11.59)	0:24.00 [8] (0:11.59)	0:12.41 [7] (0:12.41)
Average Speed [km/h]	44.5	65.4	65.8	63.4	62.5	58.3
Top Speed [km/h]	63.4	67.7	66.6	65.7	63.8	61.5
Avg. Dist. to Rail [m]	4.8	3.0	3.6	3.7	4.6	5.9
Avg. Stride Freq. [Hz]	2.3	2.5	2.5	2.4	2.4	2.3
Avg. Stride Length [m]	5.4	7.4	7.4	7.2	7.1	6.9



- [ ] Ranking at each section and finish
- .-.- No data available at this section
- NA No data available