



# Eagle Farm QLD Professional

## Race 5: THANKS BRC MEMBERS Class 1 Handicap - 1200m

17 February 2024 - 15:08



BRISBANE  
RACING CLUB

Track Rating: Soft 7, Weather: Fine, Rail Position: +5m Entire

Section		Overall										Last 600m	
Field Times		1:11.16										0:35.02	
		(0:13.77)											
		1000m										800m	
		0:57.39										0:46.07	
		(0:11.32)										(0:11.05)	
		800m										600m	
		0:45.51 [8]										0:35.02	
		(0:11.05)										(0:11.53)	
		600m										400m	
		0:34.46 [8]										0:23.49	
		(0:11.31)										(0:11.34)	
		400m										200m	
		0:23.15 [8]										0:12.15	
		(0:11.23)										(0:12.15)	
		200m										0:11.92 [4]	
		0:11.92										0:11.92	
		(0:11.92)											
Rank	TAB	Horse/Jockey	Barrier	Top Speed [km/h]	Fastest Section	Overall	1000m	800m	600m	400m	200m	Margin	Distance Travelled [m]
1	10	IRON GRACE Samantha Collett	1	66.4 800m	0:11.05 800m	1:11.16 [1] (0:14.21)	0:56.95 [8] (0:11.44)	0:45.51 [8] (0:11.05)	0:34.46 [8] (0:11.31)	0:23.15 [8] (0:11.23)	0:11.92 [4] (0:11.92)	1:11.16 0:34.46	
2	1	QUARANTINE DREAMS Andrew Mallyon	2	66.1 800m	0:11.12 800m	1:11.21 [2] (0:13.94)	0:57.27 [5] (0:11.43)	0:45.84 [5] (0:11.12)	0:34.72 [5] (0:11.42)	0:23.30 [6] (0:11.42)	0:11.88 [6] (0:11.88)	0.3L 0:34.72	-1
3	14	STELLAR LADY Nikita Beriman	8	67.2 800m	0:11.01 800m	1:11.24 [3] (0:13.92)	0:57.32 [3] (0:11.44)	0:45.88 [4] (0:11.01)	0:34.87 [4] (0:11.39)	0:23.48 [3] (0:11.25)	0:12.23 [1] (0:12.23)	0.45L 0:34.87	+6
4	18	TOUCH OF GRACIE Mark Du Plessis	4	67.4 800m	0:10.98 800m	1:11.31 [4] (0:14.19)	0:57.12 [7] (0:11.39)	0:45.73 [6] (0:10.98)	0:34.75 [6] (0:11.23)	0:23.52 [5] (0:11.31)	0:12.21 [2] (0:12.21)	0.85L 0:34.75	+7
5	4	ANTONITO Ryan Maloney	3	68.5 800m	0:10.97 800m	1:11.51 [5] (0:13.93)	0:57.58 [4] (0:11.24)	0:46.34 [2] (0:10.97)	0:35.37 [1] (0:11.62)	0:23.75 [2] (0:11.46)	0:12.29 [3] (0:12.29)	2.07L 0:35.37	+8
6	3	HOUSTON ROCKET Tahlia Fenlon	16	66.9 400m	0:10.96 600m	1:11.58 [6] (0:14.77)	0:56.81 [13] (0:11.43)	0:45.38 [12] (0:11.07)	0:34.31 [12] (0:10.96)	0:23.35 [10] (0:11.22)	0:12.13 [8] (0:12.13)	2.44L 0:34.31	-2
7	13	HELLO IN THERE Jim Byrne	7	66.8 600m	0:11.04 800m	1:11.88 [7] (0:14.32)	0:57.56 [9] (0:11.59)	0:45.97 [9] (0:11.04)	0:34.93 [9] (0:11.19)	0:23.74 [9] (0:11.41)	0:12.33 [9] (0:12.33)	4.2L 0:34.93	+7
8	19	CLAUDIUS Casey Waddell	9	66.7 800m	0:11.06 800m	1:12.15 [8] (0:14.63)	0:57.52 [12] (0:11.52)	0:46.00 [11] (0:11.06)	0:34.94 [11] (0:11.12)	0:23.82 [11] (0:11.44)	0:12.38 [11] (0:12.38)	5.83L 0:34.94	+6
9	7	MAGIC ISLAND Michael Rodd	17	67.1 800m	0:11.01 800m	1:12.22 [9] (0:13.85)	0:58.37 [2] (0:11.37)	0:47.00 [3] (0:11.01)	0:35.99 [3] (0:11.55)	0:24.44 [4] (0:11.61)	0:12.83 [7] (0:12.83)	6.25L 0:35.99	+1
10	17	ANATINI Georgina Cartwright	15	67.5 600m	0:11.05 800m	1:12.57 [10] (0:14.33)	0:58.24 [10] (0:11.61)	0:46.63 [10] (0:11.05)	0:35.58 [10] (0:11.48)	0:24.10 [12] (0:11.60)	0:12.50 [12] (0:12.50)	8.28L 0:35.58	+12

Scratched: Sonny Daze (#5), Platinum Lies (#16), Sir Carter (#2), Up The Country (#15), Bravely (#6), Laser Beam (#11)

Report Created: Sat 17 February 2024 15:49 GMT+ (Note: Timing is based on position data)

Page 1/15

[ ] Ranking at each section and finish  
-:--:- No data available at this section  
NA No data available

SCN Saddle cloth number  
DNF Did not finish  
DNT Did not track

data processed by TRIPLES DATA



# Eagle Farm QLD Professional

## Race 5: THANKS BRC MEMBERS Class 1 Handicap - 1200m

17 February 2024 - 15:08



BRISBANE  
RACING CLUB

Track Rating: Soft 7, Weather: Fine, Rail Position: +5m Entire

Section		Overall	1000m	800m	600m	400m	200m	Last 600m					
Field Times		1:11.16 (0:13.77)	0:57.39 (0:11.32)	0:46.07 (0:11.05)	0:35.02 (0:11.53)	0:23.49 (0:11.34)	0:12.15 (0:12.15)	0:35.02					
Rank	TAB Horse/Jockey	Barrier	Top Speed [km/h]	Fastest Section	Margin							Distance Travelled [m]	
11	9 PINK THUNDER Cejay Graham	14	66.3 600m	0:11.11 800m	1:12.65 [11] (0:13.77)	0:58.88 [1] (0:11.32)	0:47.56 [1] (0:11.11)	0:36.45 [2] (0:11.47)	0:24.98 [1] (0:11.64)	0:13.34 [5] (0:13.34)	8.77L	0:36.45	+0
12	8 MISS BACALL Sean Cormack	11	67.6 800m	0:11.07 800m	1:13.11 [12] (0:14.13)	0:58.98 [6] (0:11.46)	0:47.52 [7] (0:11.07)	0:36.45 [7] (0:11.25)	0:25.20 [7] (0:11.82)	0:13.38 [10] (0:13.38)	11.47L	0:36.45	+11
13	12 BLAZING LOVE Robbie Dolan	19	67.0 600m	0:11.16 800m	1:13.56 [13] (0:14.52)	0:59.04 [11] (0:11.68)	0:47.36 [13] (0:11.16)	0:36.20 [13] (0:11.31)	0:24.89 [13] (0:11.55)	0:13.34 [13] (0:13.34)	14.1L	0:36.20	+5

Scratched: Sonny Daze (#5), Platinum Lies (#16), Sir Carter (#2), Up The Country (#15), Bravely (#6), Laser Beam (#11)

[ ] Ranking at each section and finish  
 -:-:-:- No data available at this section  
 NA No data available

SCN Saddle cloth number  
 DNF Did not finish  
 DNT Did not track



Horse/Jockey Name	Iron Grace
Final Rank	1
Fastest Section Time (Section)	0:11.05 (800m)
Top Speed [km/h] (Section)	66.4 (800m)
Race State	Finished

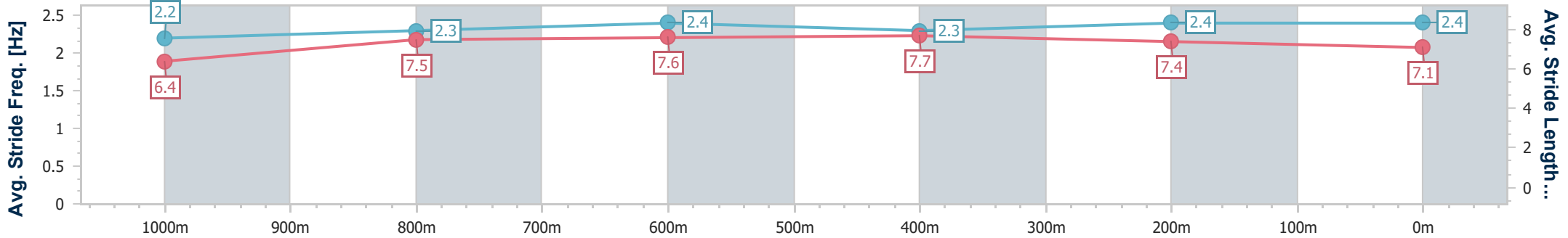
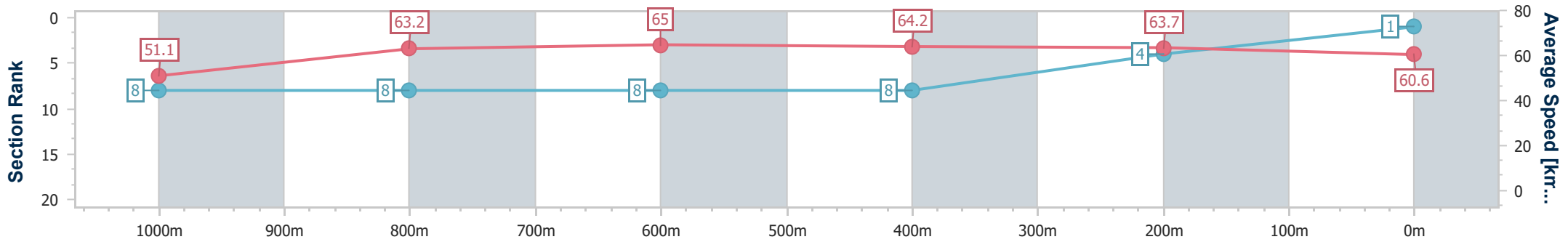


Eagle Farm QLD Professional  
 Race 5: THANKS BRC MEMBERS Class 1 Handicap - 1200m  
 17 February 2024 - 15:08  
 Track Rating: Soft 7, Weather: Fine, Rail Position: +5m Entire



BRISBANE  
RACING CLUB

Section	Overall	1000m	800m	600m	400m	200m
Section Times	1:11.16 [1] (0:14.21)	0:56.95 [8] (0:11.44)	0:45.51 [8] (0:11.05)	0:34.46 [8] (0:11.31)	0:23.15 [8] (0:11.23)	0:11.92 [4]
Average Speed [km/h]	51.1	63.2	65.0	64.2	63.7	60.6
Top Speed [km/h]	61.0	64.3	66.4	66.1	65.6	64.9
Avg. Dist. to Rail [m]	0.8	0.5	0.4	0.6	4.3	3.9
Avg. Stride Freq. [Hz]	2.2	2.3	2.4	2.3	2.4	2.4
Avg. Stride Length [m]	6.4	7.5	7.6	7.7	7.4	7.1



- [ ] Ranking at each section and finish
- .-.- No data available at this section
- NA No data available



Horse/Jockey Name	Quarantine Dreams
Final Rank	2
Fastest Section Time (Section)	0:11.12 (800m)
Top Speed [km/h] (Section)	66.1 (800m)
Race State	Finished

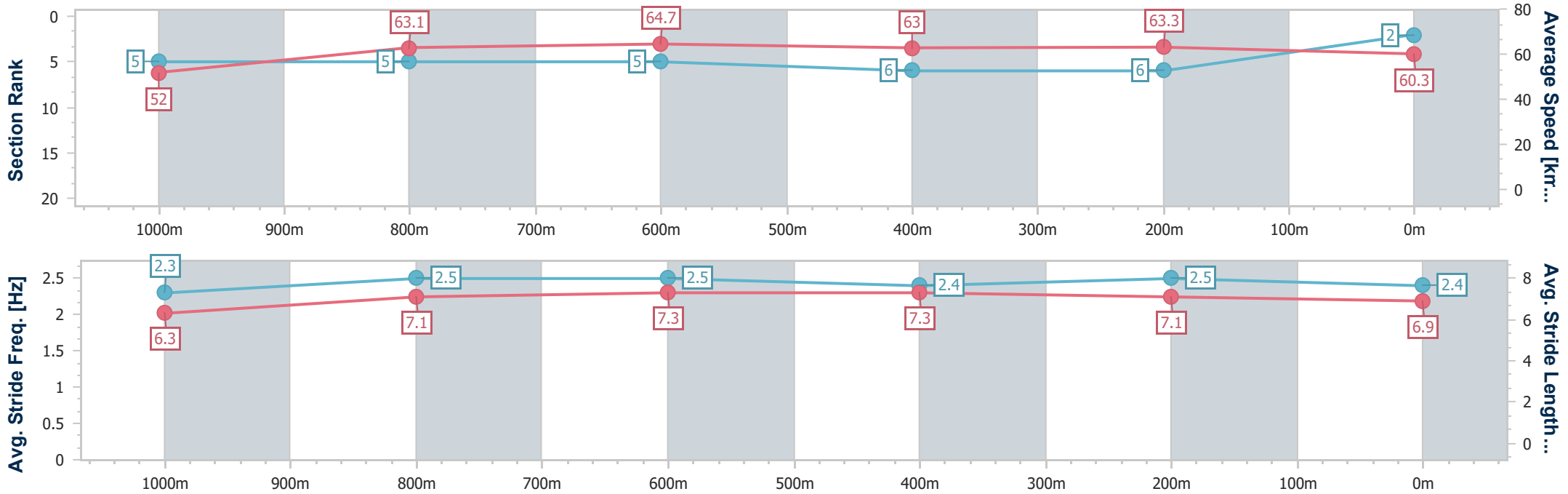


Eagle Farm QLD Professional  
 Race 5: THANKS BRC MEMBERS Class 1 Handicap - 1200m  
 17 February 2024 - 15:08  
 Track Rating: Soft 7, Weather: Fine, Rail Position: +5m Entire



BRISBANE  
RACING CLUB

Section	Overall	1000m	800m	600m	400m	200m
Section Times	1:11.21 [2] (0:13.94)	0:57.27 [5] (0:11.43)	0:45.84 [5] (0:11.12)	0:34.72 [5] (0:11.42)	0:23.30 [6] (0:11.42)	0:11.88 [6] (0:11.88)
Average Speed [km/h]	52.0	63.1	64.7	63.0	63.3	60.3
Top Speed [km/h]	61.6	64.2	66.1	65.6	64.0	64.1
Avg. Dist. to Rail [m]	0.9	0.9	0.5	0.5	0.7	0.9
Avg. Stride Freq. [Hz]	2.3	2.5	2.5	2.4	2.5	2.4
Avg. Stride Length [m]	6.3	7.1	7.3	7.3	7.1	6.9



- [ ] Ranking at each section and finish
- .-.- No data available at this section
- NA No data available



Horse/Jockey Name	Stellar Lady
Final Rank	3
Fastest Section Time (Section)	0:11.01 (800m)
Top Speed [km/h] (Section)	67.2 (800m)
Race State	Finished

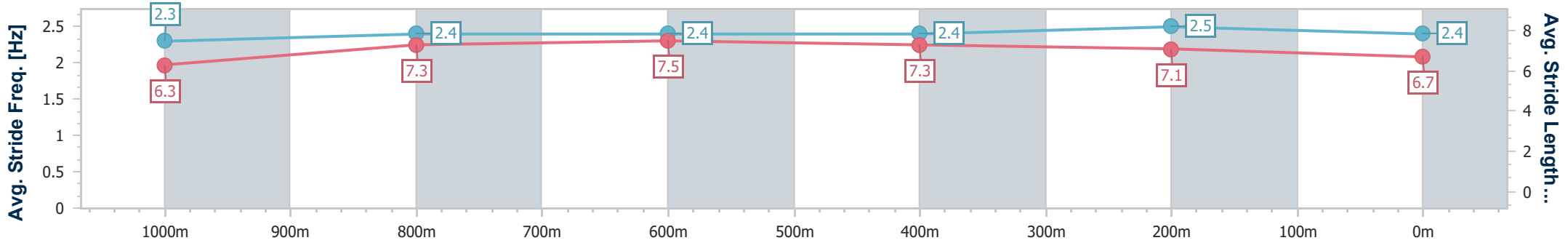
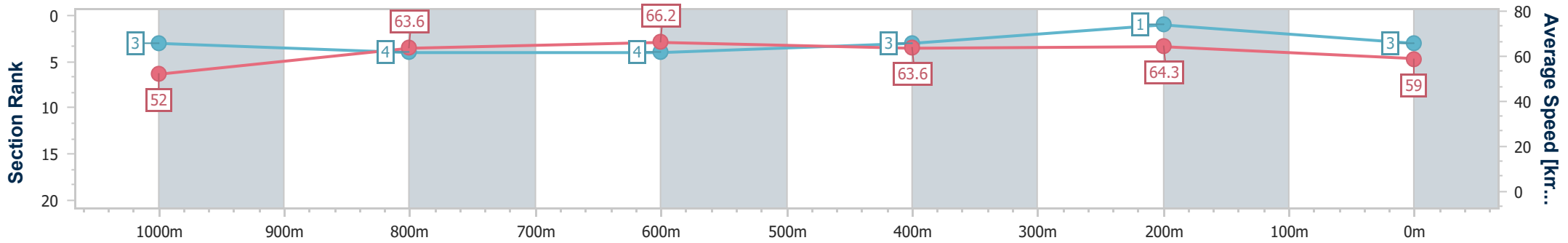


Eagle Farm QLD Professional  
 Race 5: THANKS BRC MEMBERS Class 1 Handicap - 1200m  
 17 February 2024 - 15:08  
 Track Rating: Soft 7, Weather: Fine, Rail Position: +5m Entire



BRISBANE  
 RACING CLUB

Section	Overall	1000m	800m	600m	400m	200m
Section Times	1:11.24 [3] (0:13.92)	0:57.32 [3] (0:11.44)	0:45.88 [4] (0:11.01)	0:34.87 [4] (0:11.39)	0:23.48 [3] (0:11.25)	0:12.23 [1] (0:12.23)
Average Speed [km/h]	52.0	63.6	66.2	63.6	64.3	59.0
Top Speed [km/h]	61.3	64.5	67.2	67.1	65.2	64.9
Avg. Dist. to Rail [m]	2.9	2.1	2.5	2.1	4.1	4.8
Avg. Stride Freq. [Hz]	2.3	2.4	2.4	2.4	2.5	2.4
Avg. Stride Length [m]	6.3	7.3	7.5	7.3	7.1	6.7



- [ ] Ranking at each section and finish
- .-.- No data available at this section
- NA No data available



Horse/Jockey Name	Touch Of Gracie
Final Rank	4
Fastest Section Time (Section)	0:10.98 (800m)
Top Speed [km/h] (Section)	67.4 (800m)
Race State	Finished

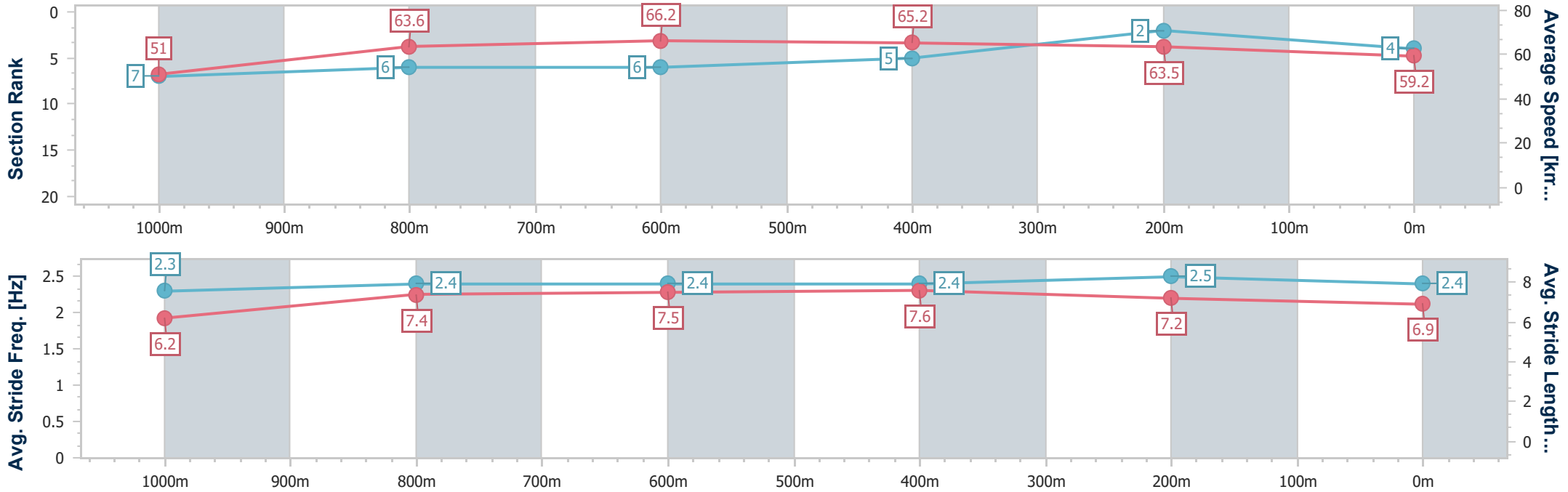


Eagle Farm QLD Professional  
 Race 5: THANKS BRC MEMBERS Class 1 Handicap - 1200m  
 17 February 2024 - 15:08  
 Track Rating: Soft 7, Weather: Fine, Rail Position: +5m Entire



BRISBANE  
RACING CLUB

Section	Overall	1000m	800m	600m	400m	200m
Section Times	1:11.31 [4] (0:14.19)	0:57.12 [7] (0:11.39)	0:45.73 [6] (0:10.98)	0:34.75 [6] (0:11.23)	0:23.52 [5] (0:11.31)	0:12.21 [2] (0:12.21)
Average Speed [km/h]	51.0	63.6	66.2	65.2	63.5	59.2
Top Speed [km/h]	61.7	64.5	67.4	67.3	65.9	64.6
Avg. Dist. to Rail [m]	1.1	1.5	3.1	3.4	8.2	6.2
Avg. Stride Freq. [Hz]	2.3	2.4	2.4	2.4	2.5	2.4
Avg. Stride Length [m]	6.2	7.4	7.5	7.6	7.2	6.9



- [ ] Ranking at each section and finish
- .-.- No data available at this section
- NA No data available



Horse/Jockey Name	Antonito
Final Rank	5
Fastest Section Time (Section)	0:10.97 (800m)
Top Speed [km/h] (Section)	68.5 (800m)
Race State	Finished

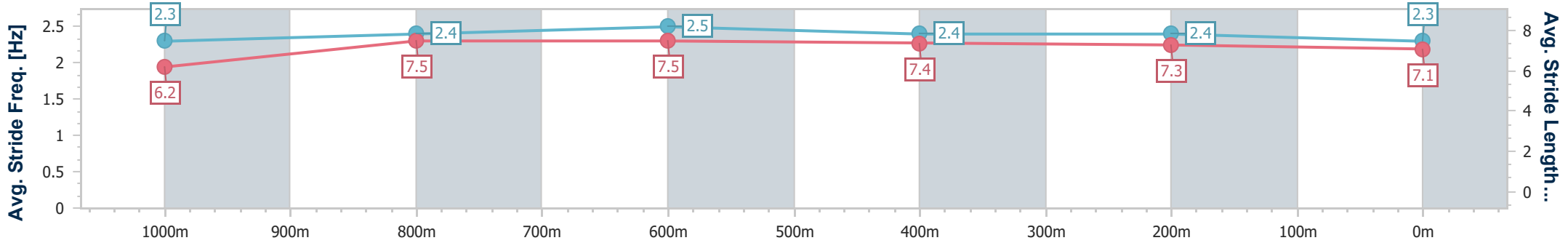
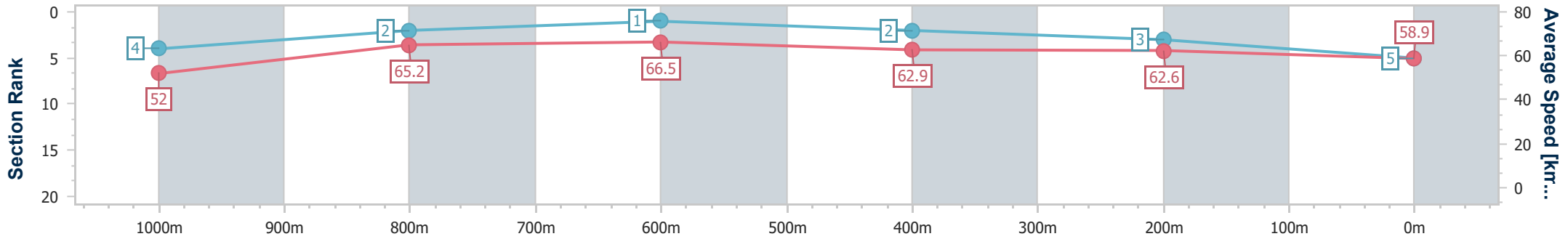


Eagle Farm QLD Professional  
 Race 5: THANKS BRC MEMBERS Class 1 Handicap - 1200m  
 17 February 2024 - 15:08  
 Track Rating: Soft 7, Weather: Fine, Rail Position: +5m Entire



BRISBANE  
RACING CLUB

Section	Overall	1000m	800m	600m	400m	200m
Section Times	1:11.51 [5] (0:13.93)	0:57.58 [4] (0:11.24)	0:46.34 [2] (0:10.97)	0:35.37 [1] (0:11.62)	0:23.75 [2] (0:11.46)	0:12.29 [3]
Average Speed [km/h]	52.0	65.2	66.5	62.9	62.6	58.9
Top Speed [km/h]	62.5	66.2	68.5	67.7	64.3	63.6
Avg. Dist. to Rail [m]	1.8	3.7	3.9	2.6	6.2	5.1
Avg. Stride Freq. [Hz]	2.3	2.4	2.5	2.4	2.4	2.3
Avg. Stride Length [m]	6.2	7.5	7.5	7.4	7.3	7.1



- [ ] Ranking at each section and finish
- .-.- No data available at this section
- NA No data available



Horse/Jockey Name	Houston Rocket
Final Rank	6
Fastest Section Time (Section)	0:10.96 (600m)
Top Speed [km/h] (Section)	66.9 (400m)
Race State	Finished

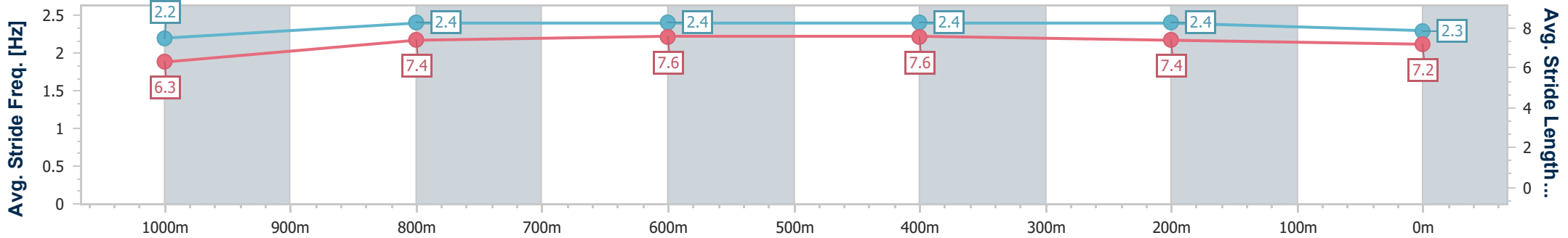
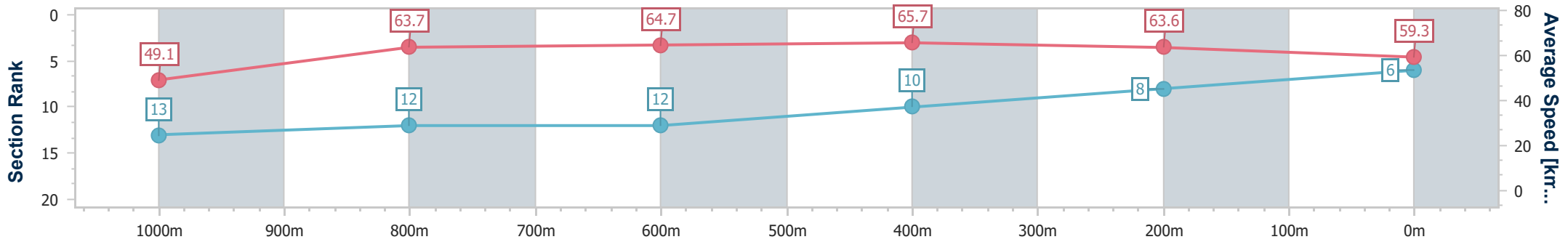


Eagle Farm QLD Professional  
 Race 5: THANKS BRC MEMBERS Class 1 Handicap - 1200m  
 17 February 2024 - 15:08  
 Track Rating: Soft 7, Weather: Fine, Rail Position: +5m Entire



BRISBANE  
 RACING CLUB

Section	Overall	1000m	800m	600m	400m	200m
Section Times	1:11.58 [6] (0:14.77)	0:56.81 [13] (0:11.43)	0:45.38 [12] (0:11.07)	0:34.31 [12] (0:10.96)	0:23.35 [10] (0:11.22)	0:12.13 [8] (0:12.13)
Average Speed [km/h]	49.1	63.7	64.7	65.7	63.6	59.3
Top Speed [km/h]	59.3	64.3	66.3	66.7	66.9	64.8
Avg. Dist. to Rail [m]	5.3	1.8	0.9	0.4	3.2	2.6
Avg. Stride Freq. [Hz]	2.2	2.4	2.4	2.4	2.4	2.3
Avg. Stride Length [m]	6.3	7.4	7.6	7.6	7.4	7.2



- [ ] Ranking at each section and finish
- .-.- No data available at this section
- NA No data available





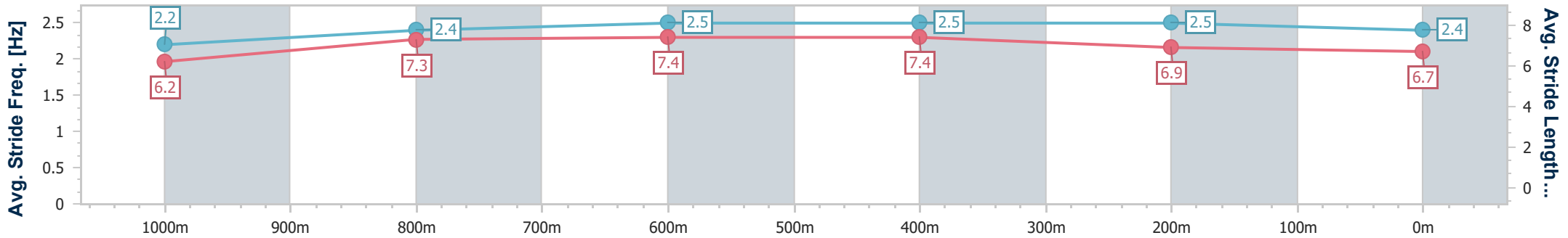
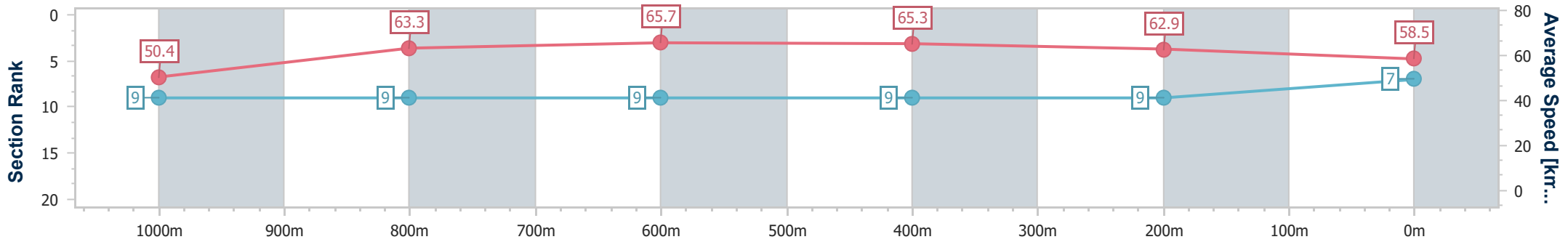
Horse/Jockey Name	Hello In There
Final Rank	7
Fastest Section Time (Section)	0:11.04 (800m)
Top Speed [km/h] (Section)	66.8 (600m)
Race State	Finished



Eagle Farm QLD Professional  
 Race 5: THANKS BRC MEMBERS Class 1 Handicap - 1200m  
 17 February 2024 - 15:08  
 Track Rating: Soft 7, Weather: Fine, Rail Position: +5m Entire



Section	Overall	1000m	800m	600m	400m	200m
Section Times	1:11.88 [7] (0:14.32)	0:57.56 [9] (0:11.59)	0:45.97 [9] (0:11.04)	0:34.93 [9] (0:11.19)	0:23.74 [9] (0:11.41)	0:12.33 [9] (0:12.33)
Average Speed [km/h]	50.4	63.3	65.7	65.3	62.9	58.5
Top Speed [km/h]	60.0	63.8	66.7	66.8	66.1	63.9
Avg. Dist. to Rail [m]	3.2	2.8	2.1	3.2	11.0	9.8
Avg. Stride Freq. [Hz]	2.2	2.4	2.5	2.5	2.5	2.4
Avg. Stride Length [m]	6.2	7.3	7.4	7.4	6.9	6.7



- [ ] Ranking at each section and finish
- .-.- No data available at this section
- NA No data available



Horse/Jockey Name	Claudius
Final Rank	8
Fastest Section Time (Section)	0:11.06 (800m)
Top Speed [km/h] (Section)	66.7 (800m)
Race State	Finished

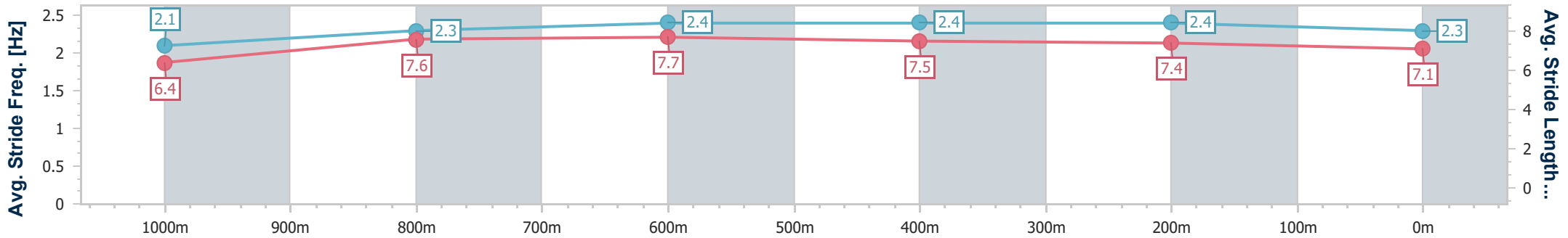
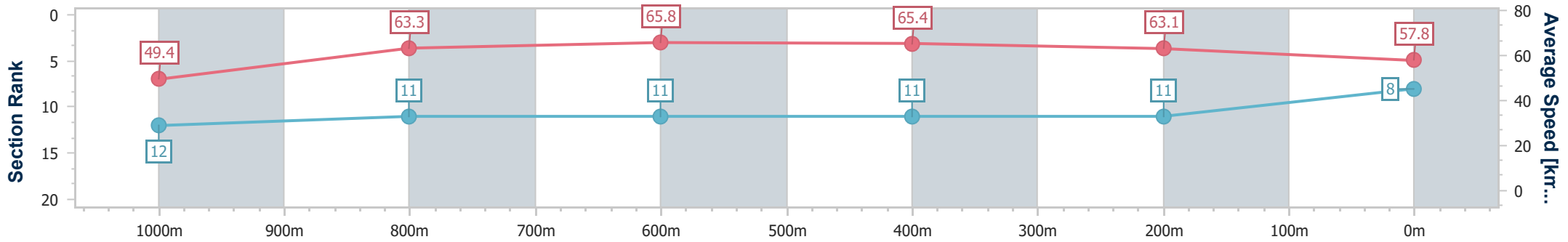


Eagle Farm QLD Professional  
 Race 5: THANKS BRC MEMBERS Class 1 Handicap - 1200m  
 17 February 2024 - 15:08  
 Track Rating: Soft 7, Weather: Fine, Rail Position: +5m Entire



BRISBANE  
 RACING CLUB

Section	Overall	1000m	800m	600m	400m	200m
Section Times	1:12.15 [8] (0:14.63)	0:57.52 [12] (0:11.52)	0:46.00 [11] (0:11.06)	0:34.94 [11] (0:11.12)	0:23.82 [11] (0:11.44)	0:12.38 [11] (0:12.38)
Average Speed [km/h]	49.4	63.3	65.8	65.4	63.1	57.8
Top Speed [km/h]	60.0	64.2	66.7	66.6	66.3	63.7
Avg. Dist. to Rail [m]	4.0	2.4	2.4	2.4	5.9	7.0
Avg. Stride Freq. [Hz]	2.1	2.3	2.4	2.4	2.4	2.3
Avg. Stride Length [m]	6.4	7.6	7.7	7.5	7.4	7.1



- [ ] Ranking at each section and finish
- .-.- No data available at this section
- NA No data available



Horse/Jockey Name	Magic Island
Final Rank	9
Fastest Section Time (Section)	0:11.01 (800m)
Top Speed [km/h] (Section)	67.1 (800m)
Race State	Finished

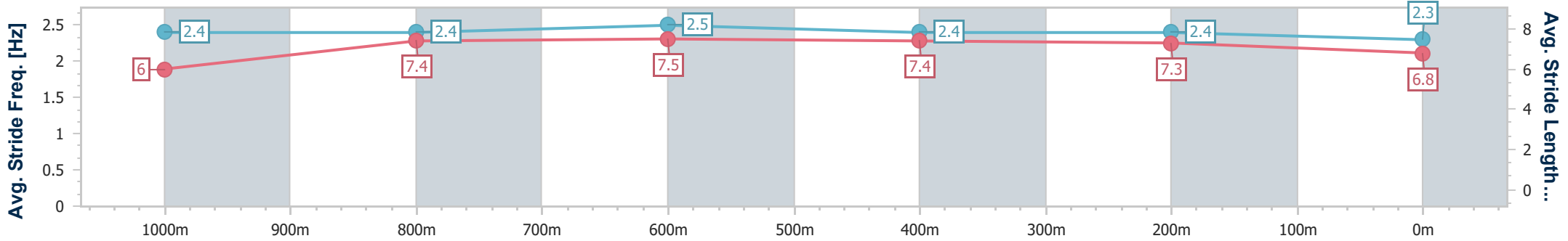
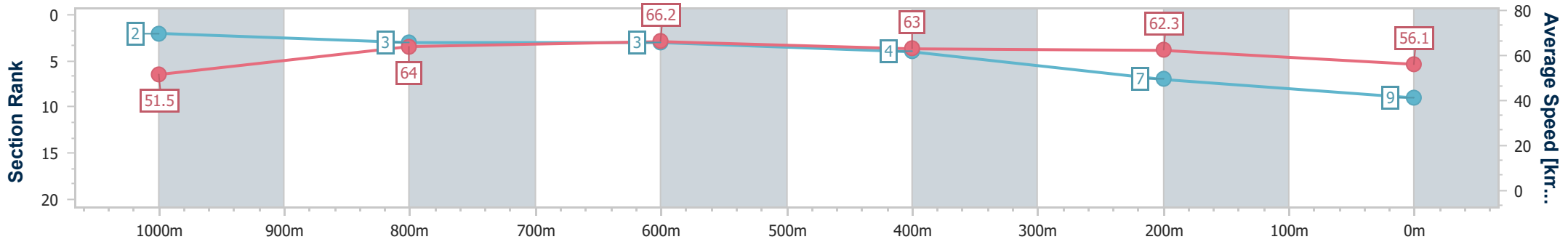


Eagle Farm QLD Professional  
 Race 5: THANKS BRC MEMBERS Class 1 Handicap - 1200m  
 17 February 2024 - 15:08  
 Track Rating: Soft 7, Weather: Fine, Rail Position: +5m Entire



BRISBANE  
 RACING CLUB

Section	Overall	1000m	800m	600m	400m	200m
Section Times	1:12.22 [9] (0:13.85)	0:58.37 [2] (0:11.37)	0:47.00 [3] (0:11.01)	0:35.99 [3] (0:11.55)	0:24.44 [4] (0:11.61)	0:12.83 [7] (0:12.83)
Average Speed [km/h]	51.5	64.0	66.2	63.0	62.3	56.1
Top Speed [km/h]	63.2	65.6	67.1	66.9	64.1	62.8
Avg. Dist. to Rail [m]	6.2	1.6	1.7	2.4	7.2	7.9
Avg. Stride Freq. [Hz]	2.4	2.4	2.5	2.4	2.4	2.3
Avg. Stride Length [m]	6.0	7.4	7.5	7.4	7.3	6.8



- [ ] Ranking at each section and finish
- .-.- No data available at this section
- NA No data available



Horse/Jockey Name	Anatini
Final Rank	10
Fastest Section Time (Section)	0:11.05 (800m)
Top Speed [km/h] (Section)	67.5 (600m)
Race State	Finished

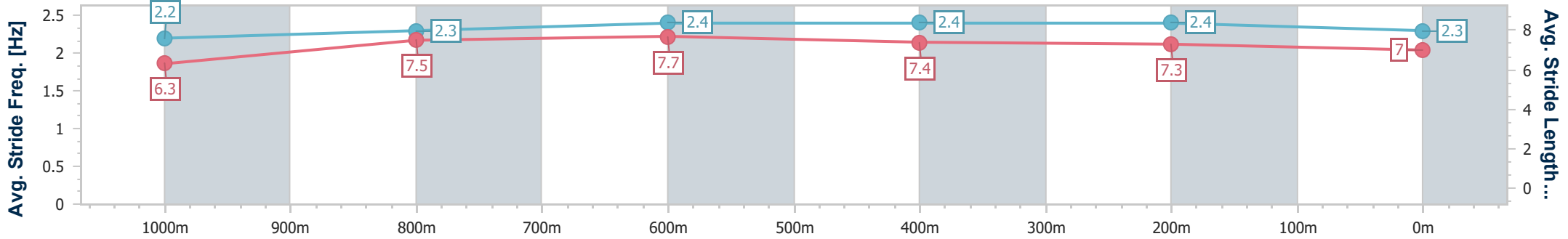
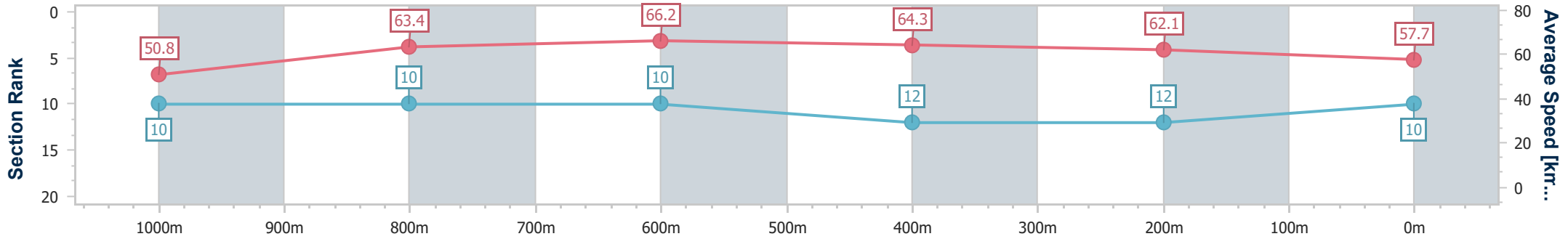


Eagle Farm QLD Professional  
 Race 5: THANKS BRC MEMBERS Class 1 Handicap - 1200m  
 17 February 2024 - 15:08  
 Track Rating: Soft 7, Weather: Fine, Rail Position: +5m Entire



BRISBANE  
RACING CLUB

Section	Overall	1000m	800m	600m	400m	200m
Section Times	1:12.57 [10] (0:14.33)	0:58.24 [10] (0:11.61)	0:46.63 [10] (0:11.05)	0:35.58 [10] (0:11.48)	0:24.10 [12] (0:11.60)	0:12.50 [12] (0:12.50)
Average Speed [km/h]	50.8	63.4	66.2	64.3	62.1	57.7
Top Speed [km/h]	60.6	64.3	67.5	67.5	65.2	62.6
Avg. Dist. to Rail [m]	5.5	4.0	3.9	5.0	8.4	6.1
Avg. Stride Freq. [Hz]	2.2	2.3	2.4	2.4	2.4	2.3
Avg. Stride Length [m]	6.3	7.5	7.7	7.4	7.3	7.0



- [ ] Ranking at each section and finish
- .-.- No data available at this section
- NA No data available



Horse/Jockey Name	Pink Thunder
Final Rank	11
Fastest Section Time (Section)	0:11.11 (800m)
Top Speed [km/h] (Section)	66.3 (600m)
Race State	Finished

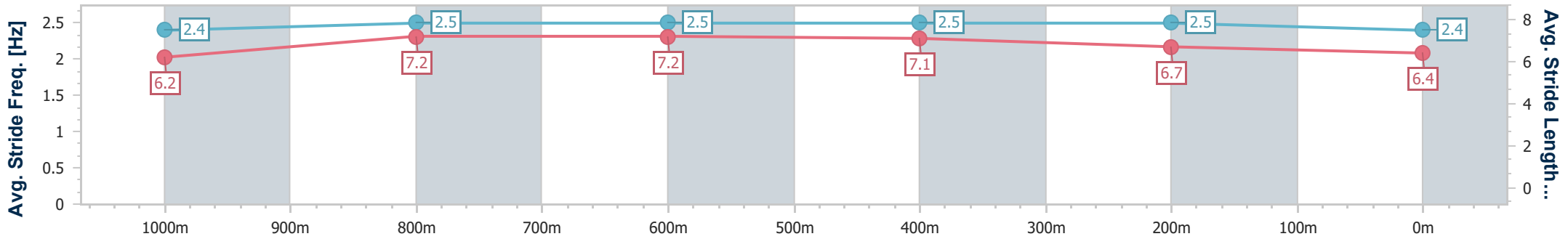
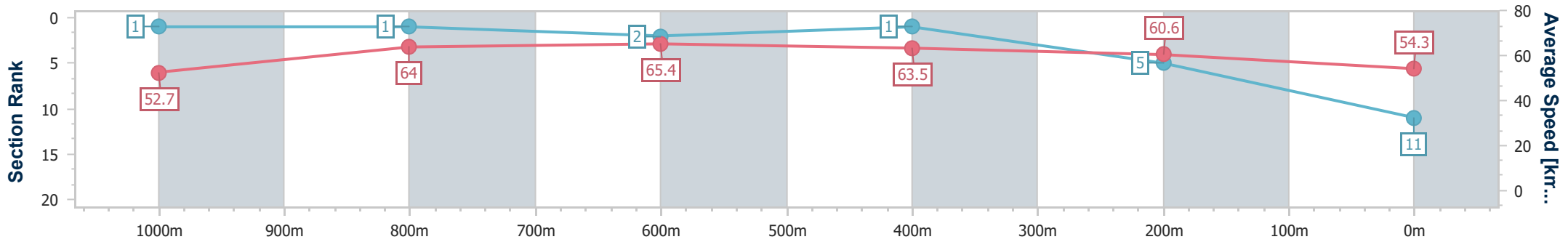


Eagle Farm QLD Professional  
 Race 5: THANKS BRC MEMBERS Class 1 Handicap - 1200m  
 17 February 2024 - 15:08  
 Track Rating: Soft 7, Weather: Fine, Rail Position: +5m Entire



BRISBANE  
RACING CLUB

Section	Overall	1000m	800m	600m	400m	200m
Section Times	1:12.65 [11] (0:13.77)	0:58.88 [1] (0:11.32)	0:47.56 [1] (0:11.11)	0:36.45 [2] (0:11.47)	0:24.98 [1] (0:11.64)	0:13.34 [5] (0:13.34)
Average Speed [km/h]	52.7	64.0	65.4	63.5	60.6	54.3
Top Speed [km/h]	63.1	65.0	66.3	66.3	64.5	62.4
Avg. Dist. to Rail [m]	3.8	1.0	1.5	2.2	6.9	6.0
Avg. Stride Freq. [Hz]	2.4	2.5	2.5	2.5	2.5	2.4
Avg. Stride Length [m]	6.2	7.2	7.2	7.1	6.7	6.4



- [ ] Ranking at each section and finish
- .-.- No data available at this section
- NA No data available



Horse/Jockey Name	Miss Bacall
Final Rank	12
Fastest Section Time (Section)	0:11.07 (800m)
Top Speed [km/h] (Section)	67.6 (800m)
Race State	Finished

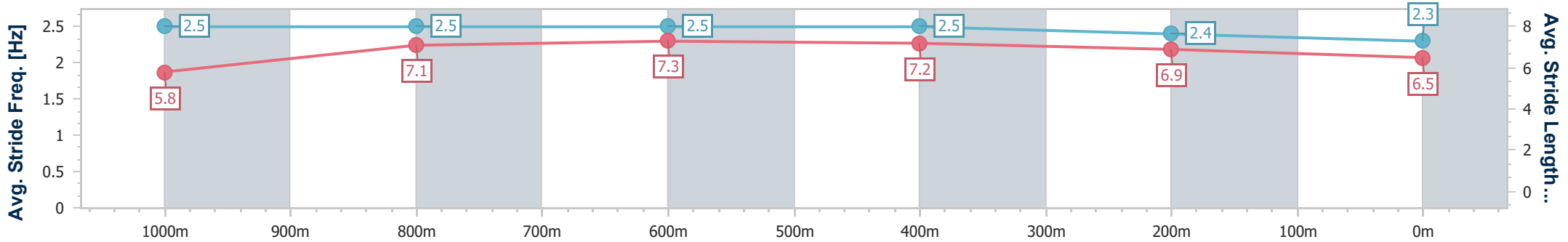
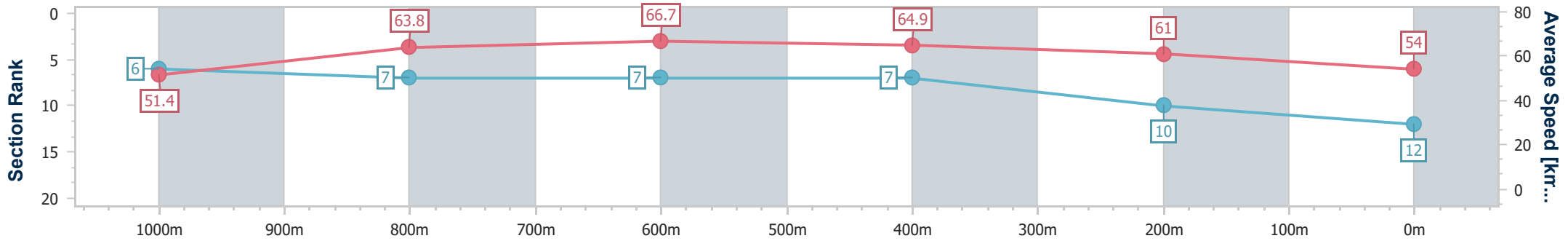


Eagle Farm QLD Professional  
 Race 5: THANKS BRC MEMBERS Class 1 Handicap - 1200m  
 17 February 2024 - 15:08  
 Track Rating: Soft 7, Weather: Fine, Rail Position: +5m Entire



BRISBANE  
 RACING CLUB

Section	Overall	1000m	800m	600m	400m	200m
Section Times	1:13.11 [12] (0:14.13)	0:58.98 [6] (0:11.46)	0:47.52 [7] (0:11.07)	0:36.45 [7] (0:11.25)	0:25.20 [7] (0:11.82)	0:13.38 [10] (0:13.38)
Average Speed [km/h]	51.4	63.8	66.7	64.9	61.0	54.0
Top Speed [km/h]	61.7	65.0	67.6	67.5	66.2	61.3
Avg. Dist. to Rail [m]	3.9	4.3	5.4	4.1	10.7	8.7
Avg. Stride Freq. [Hz]	2.5	2.5	2.5	2.5	2.4	2.3
Avg. Stride Length [m]	5.8	7.1	7.3	7.2	6.9	6.5



- [ ] Ranking at each section and finish
- .-.- No data available at this section
- NA No data available



Horse/Jockey Name	Blazing Love
Final Rank	13
Fastest Section Time (Section)	0:11.16 (800m)
Top Speed [km/h] (Section)	67.0 (600m)
Race State	Finished

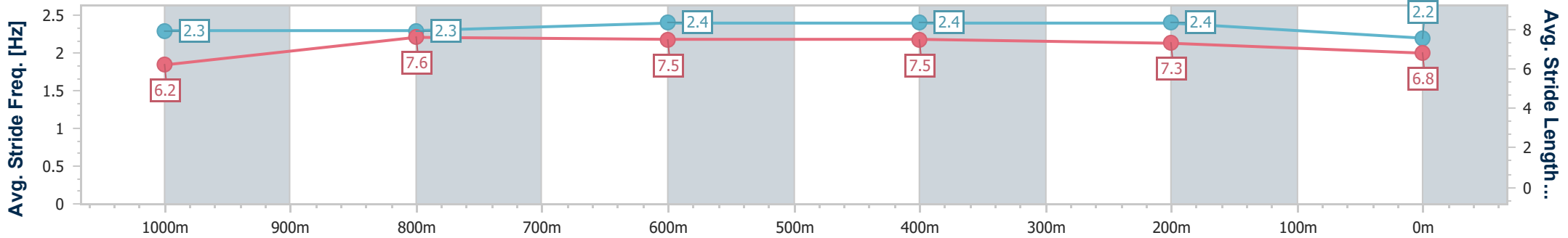
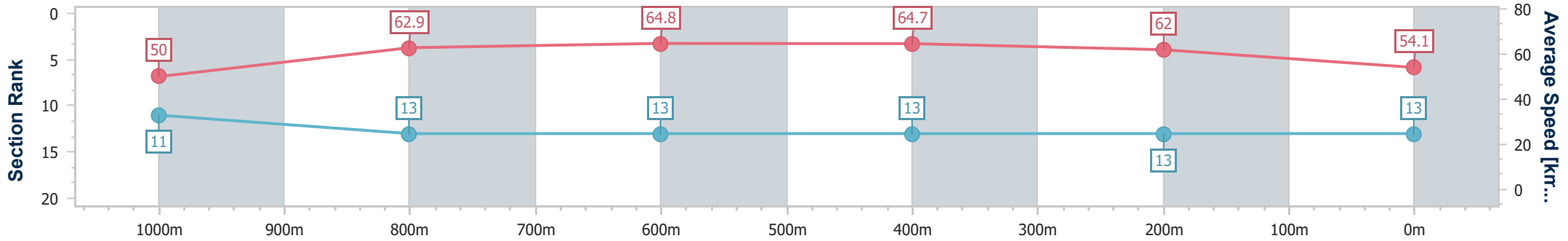


Eagle Farm QLD Professional  
 Race 5: THANKS BRC MEMBERS Class 1 Handicap - 1200m  
 17 February 2024 - 15:08  
 Track Rating: Soft 7, Weather: Fine, Rail Position: +5m Entire



BRISBANE  
 RACING CLUB

Section	Overall	1000m	800m	600m	400m	200m
Section Times	1:13.56 [13] (0:14.52)	0:59.04 [11] (0:11.68)	0:47.36 [13] (0:11.16)	0:36.20 [13] (0:11.31)	0:24.89 [13] (0:11.55)	0:13.34 [13] (0:13.34)
Average Speed [km/h]	50.0	62.9	64.8	64.7	62.0	54.1
Top Speed [km/h]	59.8	63.9	66.9	67.0	66.0	63.0
Avg. Dist. to Rail [m]	7.5	3.6	4.4	4.5	10.9	10.1
Avg. Stride Freq. [Hz]	2.3	2.3	2.4	2.4	2.4	2.2
Avg. Stride Length [m]	6.2	7.6	7.5	7.5	7.3	6.8



- [ ] Ranking at each section and finish
- .-.- No data available at this section
- NA No data available