



Toowoomba QLD Professional

Race 3: HARVEY NORMAN COMMERCIAL BENCHMARK 60 Handicap - 1625m

17 February 2024 - 18:35



Track Rating: Good 4, Weather: Fine, Rail Position: +3m Entire

Section	Overall	1400m	1200m	1000m	800m	600m	400m	Last 600m						
Field Times	1:40.29 (0:15.39)	1:24.90 (0:11.77)	1:13.13 (0:12.11)	1:01.02 (0:12.38)	0:48.64 (0:12.26)	0:36.38 (0:12.15)	0:24.23 (0:12.07)	0:36.38						
Rank	TAB	Horse/Jockey	Barrier	Top Speed [km/h]	Fastest Section								Distance Travelled [m]	
1	8	SKATER Anthony Allen	9	65.5	0:11.77	1:40.29 [1] (0:15.39)	1:24.90 [1] (0:11.77)	1:13.13 [1] (0:12.11)	1:01.02 [1] (0:12.38)	0:48.64 [1] (0:12.26)	0:36.38 [1] (0:12.15)	0:24.23 [1] (0:12.07)	0:36.38	
2	5	BIE'RES Karl Zechner	3	64.6	0:11.73	1:40.36 [2] (0:15.59)	1:24.77 [3] (0:11.73)	1:13.04 [2] (0:12.20)	1:00.84 [2] (0:12.42)	0:48.42 [2] (0:12.22)	0:36.20 [2] (0:12.12)	0:24.08 [3] (0:12.00)	0:36.20	+1
3	9	ZOU ZOUAMORE Georgina Cartwright	4	65.8	0:11.68	1:40.43 [3] (0:16.08)	1:24.35 [8] (0:11.75)	1:12.60 [9] (0:12.41)	1:00.19 [9] (0:12.25)	0:47.94 [9] (0:12.16)	0:35.78 [8] (0:12.15)	0:23.63 [8] (0:11.68)	0:35.78	+3
4	6	SPIRIT OF GIVING Dale Smith	2	64.7	0:11.74	1:40.44 [4] (0:15.75)	1:24.69 [4] (0:11.74)	1:12.95 [5] (0:12.27)	1:00.68 [6] (0:12.32)	0:48.36 [6] (0:12.21)	0:36.15 [6] (0:12.16)	0:23.99 [6] (0:12.00)	0:36.15	+3
5	11	MANTINELLO Montanna Savva	1	67.6	0:11.44	1:40.50 [5] (0:16.08)	1:24.42 [7] (0:11.44)	1:12.98 [6] (0:12.22)	1:00.76 [5] (0:12.26)	0:48.50 [4] (0:12.19)	0:36.31 [3] (0:12.06)	0:24.25 [2] (0:12.08)	0:36.31	-9
6	4	MARTINI DANCER Alisha Donald	7	65.3	0:11.82	1:41.10 [6] (0:15.56)	1:25.54 [2] (0:11.82)	1:13.72 [3] (0:12.19)	1:01.53 [3] (0:12.39)	0:49.14 [3] (0:12.29)	0:36.85 [5] (0:12.14)	0:24.71 [4] (0:12.14)	0:36.85	+6
7	2	DROP THE PILOT Shania Willis	6	64.9	0:11.66	1:41.43 [7] (0:16.02)	1:25.41 [6] (0:11.66)	1:13.75 [7] (0:12.31)	1:01.44 [7] (0:12.42)	0:49.02 [7] (0:12.02)	0:37.00 [7] (0:12.16)	0:24.84 [7] (0:12.36)	0:37.00	+8
8	3	CHARGED Madeleine Wishart	11	66.4	0:11.31	1:41.81 [8] (0:16.13)	1:25.68 [9] (0:11.31)	1:14.37 [4] (0:12.22)	1:02.15 [4] (0:12.42)	0:49.73 [5] (0:12.13)	0:37.60 [4] (0:12.23)	0:25.37 [5] (0:12.56)	0:37.60	+10
9	10	ROCK WAR Nozi Tomizawa	5	65.4	0:11.87	1:42.46 [9] (0:15.88)	1:26.58 [5] (0:11.87)	1:14.71 [8] (0:12.27)	1:02.44 [8] (0:12.43)	0:50.01 [8] (0:12.29)	0:37.72 [9] (0:12.17)	0:25.55 [9] (0:12.50)	0:37.72	+7

Scratched: Elizano (#1), Amphawa (#7)

[] Ranking at each section and finish
 -:-:- No data available at this section
 NA No data available

SCN Saddle cloth number
 DNF Did not finish
 DNT Did not track



Toowoomba QLD Professional

Race 3: HARVEY NORMAN COMMERCIAL BENCHMARK 60 Handicap - 1625m

17 February 2024 - 18:35



Track Rating: Good 4, Weather: Fine, Rail Position: +3m Entire

Section				200m				Last 600m	
Field Times				0:12.16 (0:12.16)				0:36.38	
Rank	TAB	Horse/Jockey	Barrier	Top Speed [km/h]	Fastest Section	Margin			Distance Travelled [m]
1	8	SKATER Anthony Allen	9	65.5 Overall	0:11.77 1400m	0:12.16 [1] (0:12.16)	1:40.29		0:36.38
2	5	BIE'RES Karl Zechner	3	64.6 Overall	0:11.73 1400m	0:12.08 [2] (0:12.08)	0.3L		0:36.20 +1
3	9	ZOU ZOUAMORE Georgina Cartwright	4	65.8 Overall	0:11.68 400m	0:11.95 [5] (0:11.95)	0.6L		0:35.78 +3
4	6	SPIRIT OF GIVING Dale Smith	2	64.7 1400m	0:11.74 1400m	0:11.99 [4] (0:11.99)	0.7L		0:36.15 +3
5	11	MANTINELLO Montanna Savva	1	67.6 Overall	0:11.44 1400m	0:12.17 [3] (0:12.17)	0.9L		0:36.31 -9
6	4	MARTINI DANCER Alisha Donald	7	65.3 Overall	0:11.82 1400m	0:12.57 [6] (0:12.57)	4.4L		0:36.85 +6
7	2	DROP THE PILOT Shania Willis	6	64.9 Overall	0:11.66 1400m	0:12.48 [7] (0:12.48)	6.2L		0:37.00 +8
8	3	CHARGED Madeleine Wishart	11	66.4 Overall	0:11.31 1400m	0:12.81 [8] (0:12.81)	8.5L		0:37.60 +10
9	10	ROCK WAR Nozi Tomizawa	5	65.4 Overall	0:11.87 1400m	0:13.05 [9] (0:13.05)	12.3L		0:37.72 +7

Scratched: Elizano (#1), Amphawa (#7)



Horse/Jockey Name	Skater
Final Rank	1
Fastest Section Time (Section)	0:11.77 (1400m)
Top Speed [km/h] (Section)	65.5 (Overall)
Race State	Finished



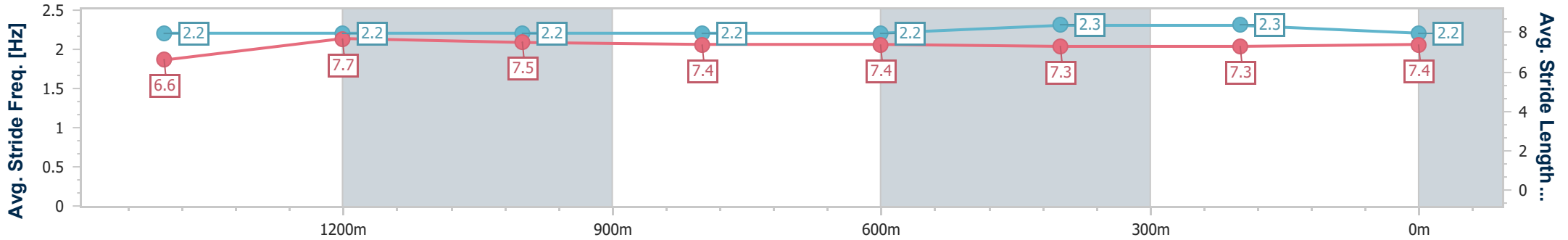
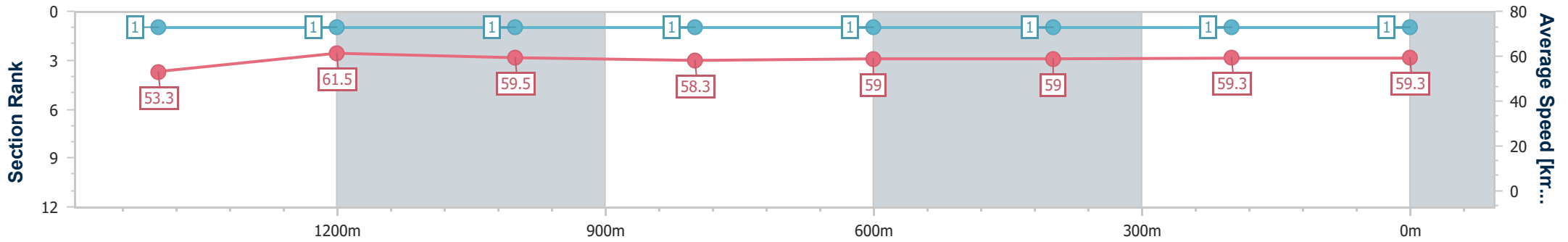
Toowoomba QLD Professional
 Race 3: HARVEY NORMAN COMMERCIAL BENCHMARK 60
 Handicap - 1625m



17 February 2024 - 18:35

Track Rating: Good 4, Weather: Fine, Rail Position: +3m Entire

Section	Overall	1400m	1200m	1000m	800m	600m	400m	200m
Section Times	1:40.29 [1] (0:15.39)	1:24.90 [1] (0:11.77)	1:13.13 [1] (0:12.11)	1:01.02 [1] (0:12.38)	0:48.64 [1] (0:12.26)	0:36.38 [1] (0:12.15)	0:24.23 [1] (0:12.07)	0:12.16 [1] (0:12.16)
Average Speed [km/h]	53.3	61.5	59.5	58.3	59.0	59.0	59.3	59.3
Top Speed [km/h]	65.5	65.0	60.3	59.4	59.7	59.6	61.1	59.8
Avg. Dist. to Rail [m]	8.0	0.5	1.4	1.4	0.7	0.8	0.8	0.5
Avg. Stride Freq. [Hz]	2.2	2.2	2.2	2.2	2.2	2.3	2.3	2.2
Avg. Stride Length [m]	6.6	7.7	7.5	7.4	7.4	7.3	7.3	7.4



- [] Ranking at each section and finish
- .-.- No data available at this section
- NA No data available



Horse/Jockey Name	Bie'res
Final Rank	2
Fastest Section Time (Section)	0:11.73 (1400m)
Top Speed [km/h] (Section)	64.6 (Overall)
Race State	Finished



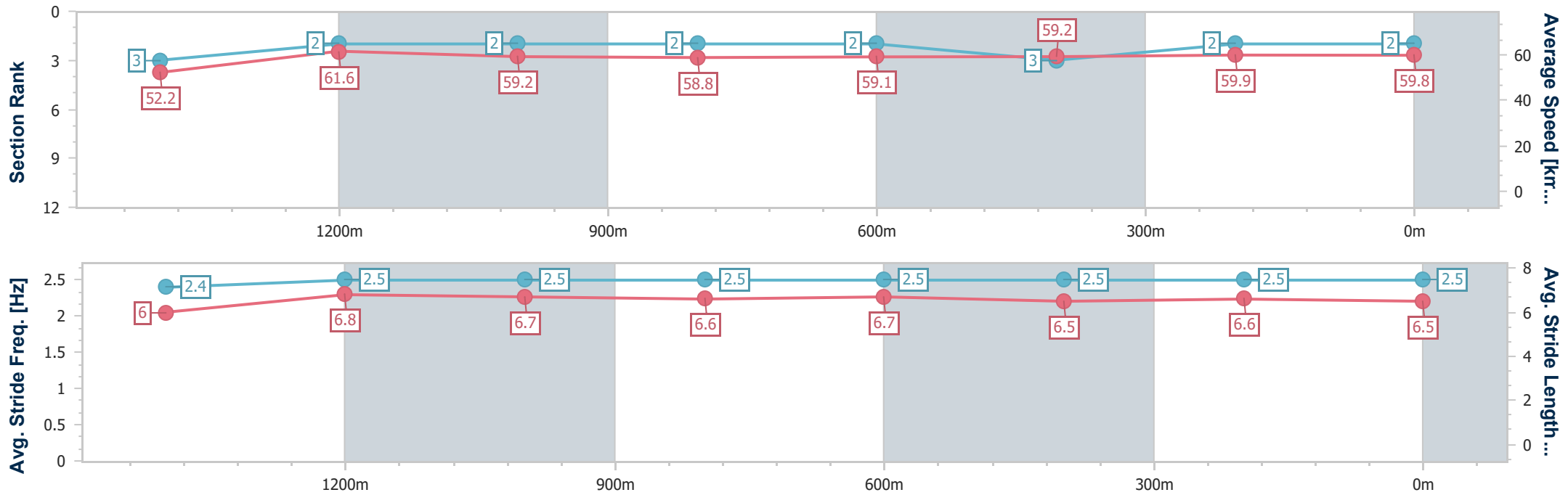
Toowoomba QLD Professional
 Race 3: HARVEY NORMAN COMMERCIAL BENCHMARK 60
 Handicap - 1625m



17 February 2024 - 18:35

Track Rating: Good 4, Weather: Fine, Rail Position: +3m Entire

Section	Overall	1400m	1200m	1000m	800m	600m	400m	200m
Section Times	1:40.36 [2] (0:15.59)	1:24.77 [3] (0:11.73)	1:13.04 [2] (0:12.20)	1:00.84 [2] (0:12.42)	0:48.42 [2] (0:12.22)	0:36.20 [2] (0:12.12)	0:24.08 [3] (0:12.00)	0:12.08 [2] (0:12.08)
Average Speed [km/h]	52.2	61.6	59.2	58.8	59.1	59.2	59.9	59.8
Top Speed [km/h]	64.6	63.8	60.0	59.5	60.3	60.7	61.3	60.1
Avg. Dist. to Rail [m]	3.1	1.0	3.0	3.7	1.1	0.7	0.8	1.3
Avg. Stride Freq. [Hz]	2.4	2.5	2.5	2.5	2.5	2.5	2.5	2.5
Avg. Stride Length [m]	6.0	6.8	6.7	6.6	6.7	6.5	6.6	6.5



- [] Ranking at each section and finish
- .-.- No data available at this section
- NA No data available



Horse/Jockey Name	Zou Zouamore
Final Rank	3
Fastest Section Time (Section)	0:11.68 (400m)
Top Speed [km/h] (Section)	65.8 (Overall)
Race State	Finished



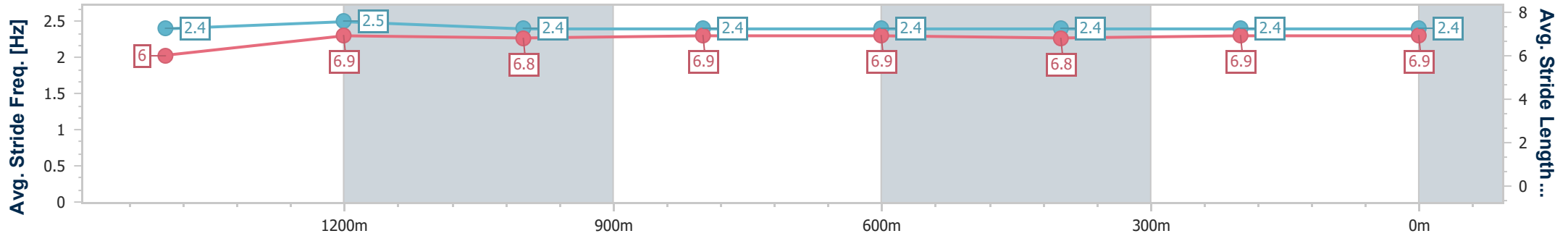
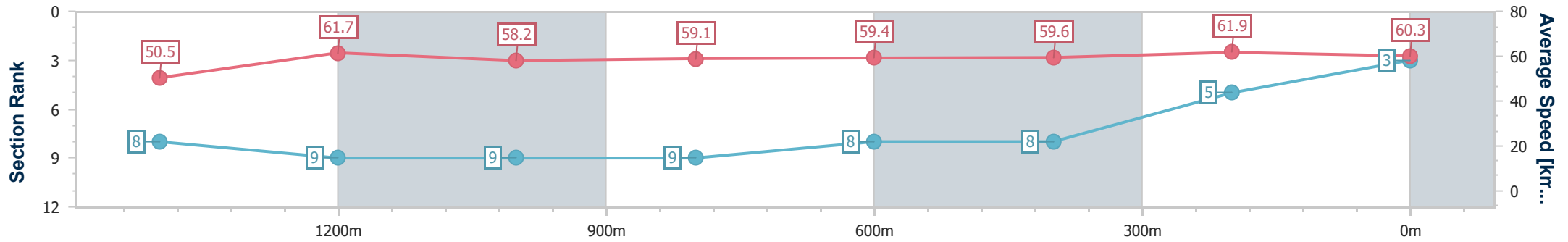
Toowoomba QLD Professional
 Race 3: HARVEY NORMAN COMMERCIAL BENCHMARK 60
 Handicap - 1625m



17 February 2024 - 18:35

Track Rating: Good 4, Weather: Fine, Rail Position: +3m Entire

Section	Overall	1400m	1200m	1000m	800m	600m	400m	200m
Section Times	1:40.43 [3] (0:16.08)	1:24.35 [8] (0:11.75)	1:12.60 [9] (0:12.41)	1:00.19 [9] (0:12.25)	0:47.94 [9] (0:12.16)	0:35.78 [8] (0:12.15)	0:23.63 [8] (0:11.68)	0:11.95 [5] (0:11.95)
Average Speed [km/h]	50.5	61.7	58.2	59.1	59.4	59.6	61.9	60.3
Top Speed [km/h]	65.8	64.8	59.3	60.7	60.6	62.7	63.1	62.2
Avg. Dist. to Rail [m]	3.1	1.2	2.0	1.7	1.6	1.8	1.3	2.9
Avg. Stride Freq. [Hz]	2.4	2.5	2.4	2.4	2.4	2.4	2.4	2.4
Avg. Stride Length [m]	6.0	6.9	6.8	6.9	6.9	6.8	6.9	6.9



- [] Ranking at each section and finish
- .-.- No data available at this section
- NA No data available



Horse/Jockey Name	Spirit Of Giving
Final Rank	4
Fastest Section Time (Section)	0:11.74 (1400m)
Top Speed [km/h] (Section)	64.7 (1400m)
Race State	Finished



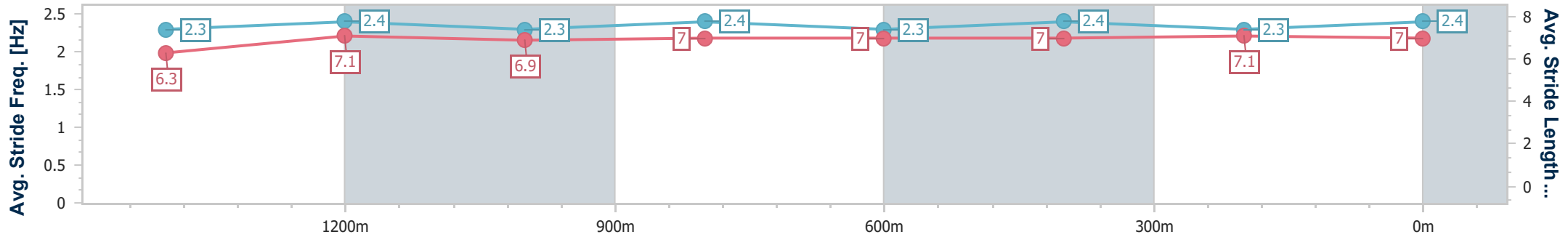
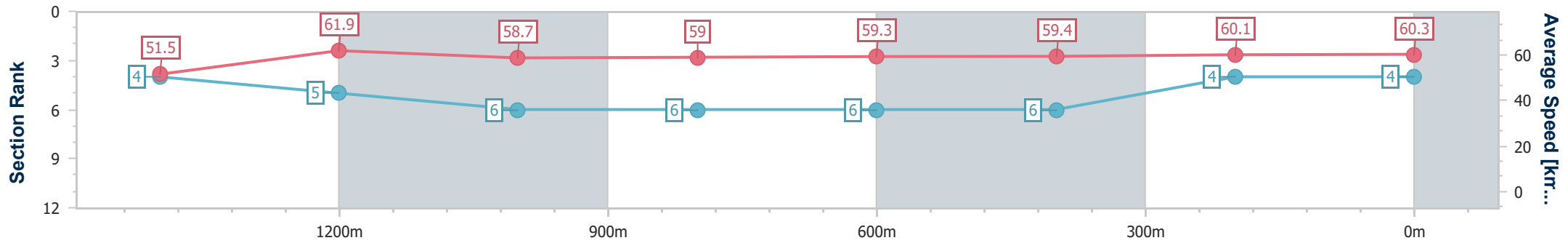
Toowoomba QLD Professional
 Race 3: HARVEY NORMAN COMMERCIAL BENCHMARK 60
 Handicap - 1625m



17 February 2024 - 18:35

Track Rating: Good 4, Weather: Fine, Rail Position: +3m Entire

Section	Overall	1400m	1200m	1000m	800m	600m	400m	200m
Section Times	1:40.44 [4] (0:15.75)	1:24.69 [4] (0:11.74)	1:12.95 [5] (0:12.27)	1:00.68 [6] (0:12.32)	0:48.36 [6] (0:12.21)	0:36.15 [6] (0:12.16)	0:23.99 [6] (0:12.00)	0:11.99 [4] (0:11.99)
Average Speed [km/h]	51.5	61.9	58.7	59.0	59.3	59.4	60.1	60.3
Top Speed [km/h]	64.5	64.7	60.0	59.7	61.1	59.9	61.2	60.7
Avg. Dist. to Rail [m]	2.6	1.6	2.7	2.5	1.8	0.8	0.9	2.0
Avg. Stride Freq. [Hz]	2.3	2.4	2.3	2.4	2.3	2.4	2.3	2.4
Avg. Stride Length [m]	6.3	7.1	6.9	7.0	7.0	7.0	7.1	7.0



- [] Ranking at each section and finish
- .-.- No data available at this section
- NA No data available



Horse/Jockey Name	Mantinello
Final Rank	5
Fastest Section Time (Section)	0:11.44 (1400m)
Top Speed [km/h] (Section)	67.6 (Overall)
Race State	Finished



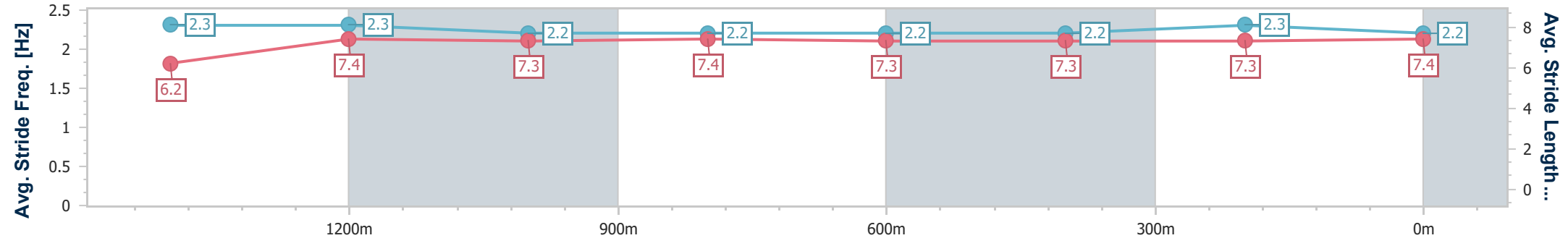
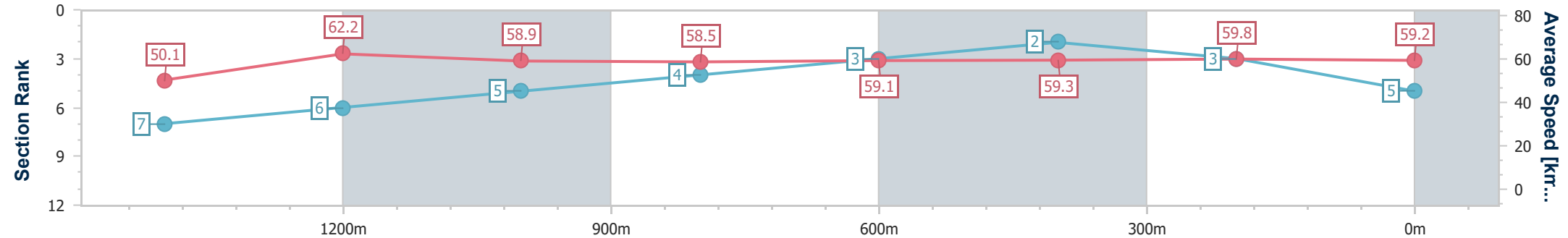
Toowoomba QLD Professional
Race 3: HARVEY NORMAN COMMERCIAL BENCHMARK 60
Handicap - 1625m



17 February 2024 - 18:35

Track Rating: Good 4, Weather: Fine, Rail Position: +3m Entire

Section	Overall	1400m	1200m	1000m	800m	600m	400m	200m					
Section Times	1:40.50 [5] (0:16.08)	1:24.42 [7] (0:11.44)	1:12.98 [6] (0:12.22)	1:00.76 [5] (0:12.26)	0:48.50 [4] (0:12.19)	0:36.31 [3] (0:12.06)	0:24.25 [2] (0:12.08)	0:12.17 [3] (0:12.17)					
Average Speed [km/h]	50.1	62.2	58.9	58.5	59.1	59.3	59.8	59.2					
Top Speed [km/h]	67.6	65.1	59.7	59.0	60.5	60.8	60.8	61.1					
Avg. Dist. to Rail [m]	2.7	2.3	0.7	1.4	0.5	0.9	0.4	0.5					
Avg. Stride Freq. [Hz]	2.3	2.3	2.2	2.2	2.2	2.2	2.3	2.2					
Avg. Stride Length [m]	6.2	7.4	7.3	7.4	7.3	7.3	7.3	7.4					



- [] Ranking at each section and finish
- .-.- No data available at this section
- NA No data available



Horse/Jockey Name	Martini Dancer
Final Rank	6
Fastest Section Time (Section)	0:11.82 (1400m)
Top Speed [km/h] (Section)	65.3 (Overall)
Race State	Finished



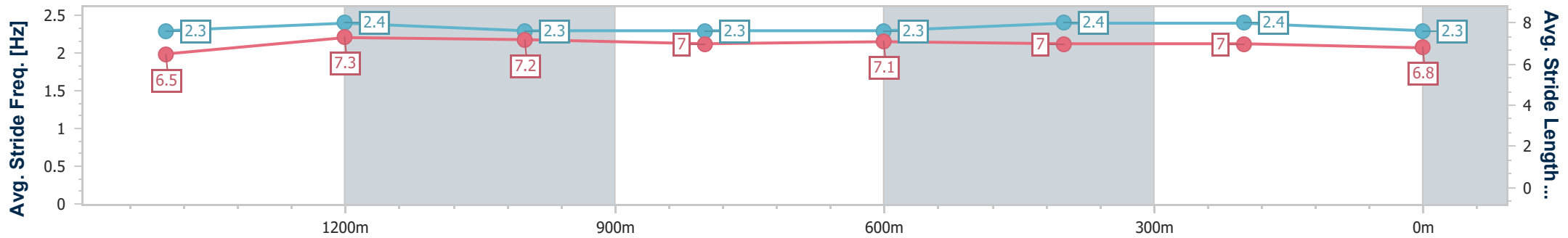
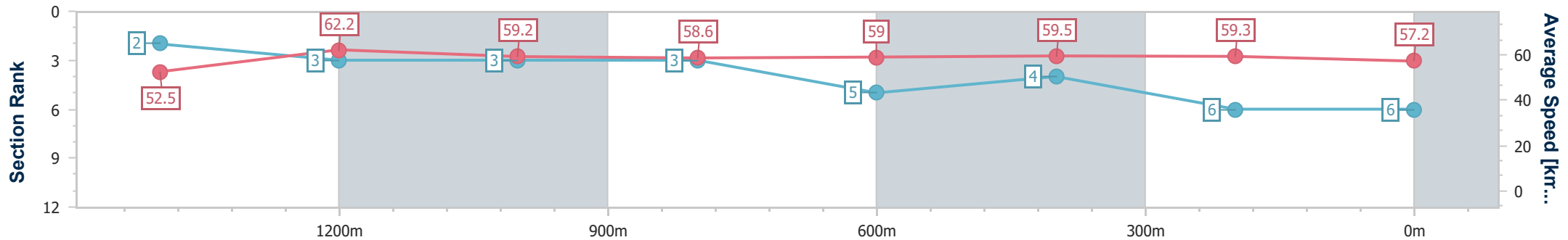
Toowoomba QLD Professional
 Race 3: HARVEY NORMAN COMMERCIAL BENCHMARK 60
 Handicap - 1625m



17 February 2024 - 18:35

Track Rating: Good 4, Weather: Fine, Rail Position: +3m Entire

Section	Overall	1400m	1200m	1000m	800m	600m	400m	200m					
Section Times	1:41.10 [6] (0:15.56)	1:25.54 [2] (0:11.82)	1:13.72 [3] (0:12.19)	1:01.53 [3] (0:12.39)	0:49.14 [3] (0:12.29)	0:36.85 [5] (0:12.14)	0:24.71 [4] (0:12.14)	0:12.57 [6] (0:12.57)					
Average Speed [km/h]	52.5	62.2	59.2	58.6	59.0	59.5	59.3	57.2					
Top Speed [km/h]	65.3	64.4	60.6	59.6	59.6	60.0	59.9	58.5					
Avg. Dist. to Rail [m]	7.8	3.2	2.8	3.0	2.1	1.0	1.0	2.6					
Avg. Stride Freq. [Hz]	2.3	2.4	2.3	2.3	2.3	2.4	2.4	2.3					
Avg. Stride Length [m]	6.5	7.3	7.2	7.0	7.1	7.0	7.0	6.8					



- [] Ranking at each section and finish
- .-.- No data available at this section
- NA No data available



Horse/Jockey Name	Drop The Pilot
Final Rank	7
Fastest Section Time (Section)	0:11.66 (1400m)
Top Speed [km/h] (Section)	64.9 (Overall)
Race State	Finished



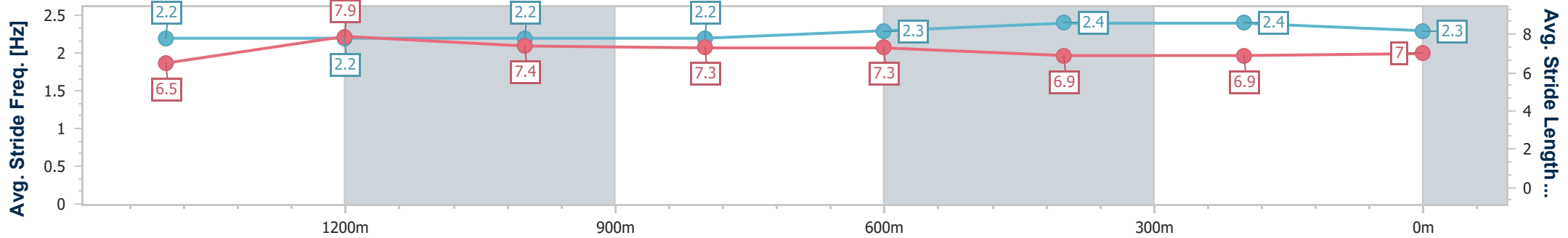
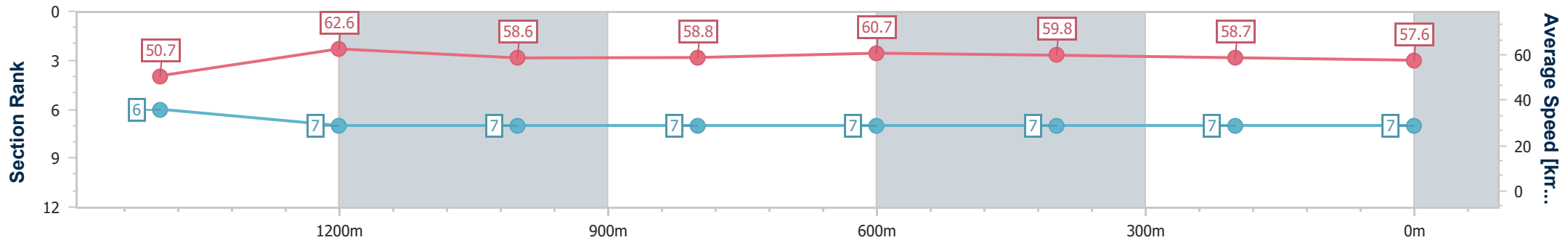
Toowoomba QLD Professional
 Race 3: HARVEY NORMAN COMMERCIAL BENCHMARK 60
 Handicap - 1625m



17 February 2024 - 18:35

Track Rating: Good 4, Weather: Fine, Rail Position: +3m Entire

Section	Overall	1400m	1200m	1000m	800m	600m	400m	200m
Section Times	1:41.43 [7] (0:16.02)	1:25.41 [6] (0:11.66)	1:13.75 [7] (0:12.31)	1:01.44 [7] (0:12.42)	0:49.02 [7] (0:12.02)	0:37.00 [7] (0:12.16)	0:24.84 [7] (0:12.36)	0:12.48 [7] (0:12.48)
Average Speed [km/h]	50.7	62.6	58.6	58.8	60.7	59.8	58.7	57.6
Top Speed [km/h]	64.9	64.8	59.5	60.2	61.5	61.1	60.0	58.1
Avg. Dist. to Rail [m]	4.7	2.2	4.0	3.8	3.0	2.1	3.3	2.8
Avg. Stride Freq. [Hz]	2.2	2.2	2.2	2.2	2.3	2.4	2.4	2.3
Avg. Stride Length [m]	6.5	7.9	7.4	7.3	7.3	6.9	6.9	7.0



- [] Ranking at each section and finish
- .-.- No data available at this section
- NA No data available



Horse/Jockey Name	Charged
Final Rank	8
Fastest Section Time (Section)	0:11.31 (1400m)
Top Speed [km/h] (Section)	66.4 (Overall)
Race State	Finished



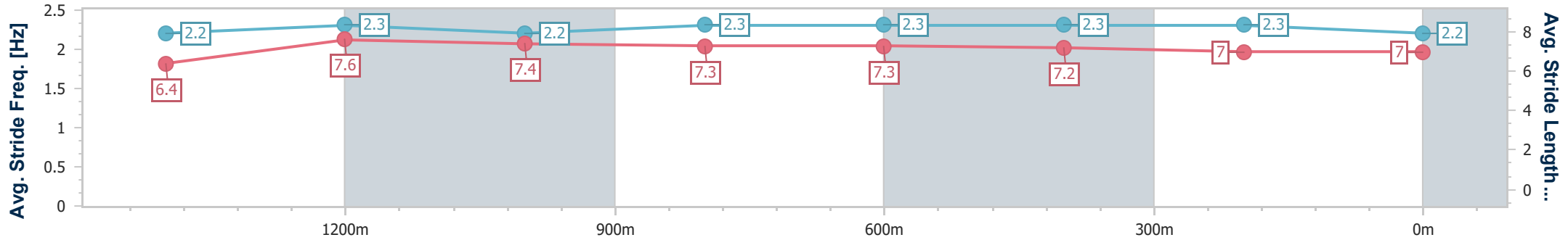
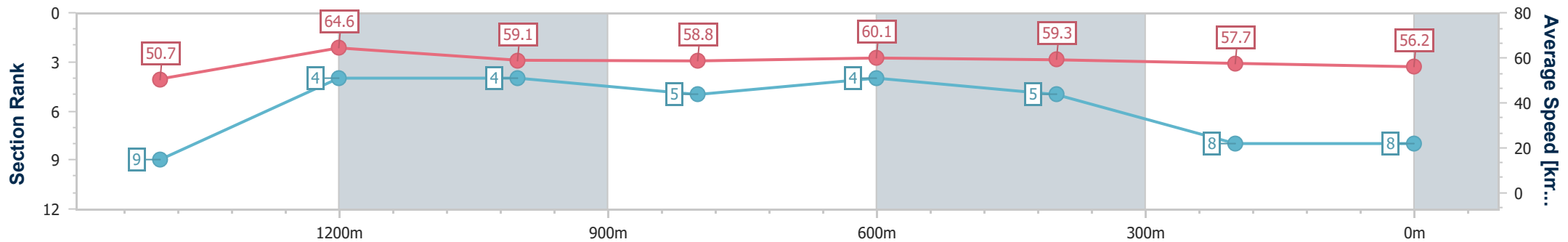
Toowoomba QLD Professional
Race 3: HARVEY NORMAN COMMERCIAL BENCHMARK 60
Handicap - 1625m



17 February 2024 - 18:35

Track Rating: Good 4, Weather: Fine, Rail Position: +3m Entire

Section	Overall	1400m	1200m	1000m	800m	600m	400m	200m					
Section Times	1:41.81 [8] (0:16.13)	1:25.68 [9] (0:11.31)	1:14.37 [4] (0:12.22)	1:02.15 [4] (0:12.42)	0:49.73 [5] (0:12.13)	0:37.60 [4] (0:12.23)	0:25.37 [5] (0:12.56)	0:12.81 [8] (0:12.81)					
Average Speed [km/h]	50.7	64.6	59.1	58.8	60.1	59.3	57.7	56.2					
Top Speed [km/h]	66.4	66.0	62.3	60.2	60.7	60.6	59.3	57.1					
Avg. Dist. to Rail [m]	6.6	2.9	3.6	4.0	3.1	2.0	2.5	1.8					
Avg. Stride Freq. [Hz]	2.2	2.3	2.2	2.3	2.3	2.3	2.3	2.2					
Avg. Stride Length [m]	6.4	7.6	7.4	7.3	7.3	7.2	7.0	7.0					



- [] Ranking at each section and finish
- .-.- No data available at this section
- NA No data available



Horse/Jockey Name	Rock War
Final Rank	9
Fastest Section Time (Section)	0:11.87 (1400m)
Top Speed [km/h] (Section)	65.4 (Overall)
Race State	Finished



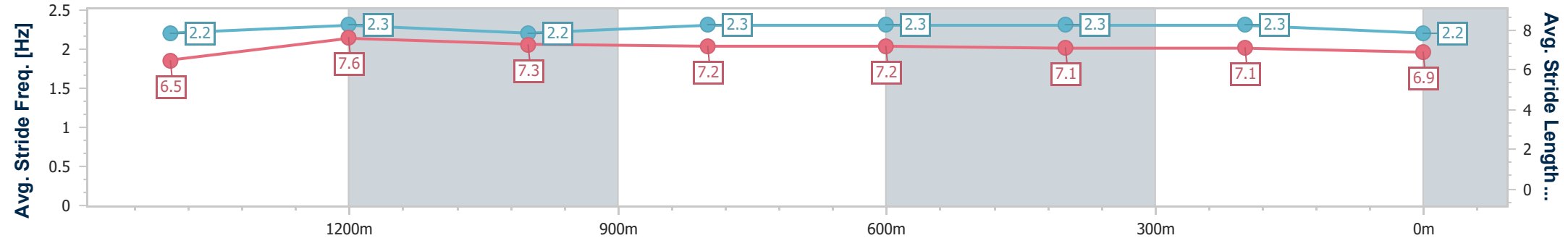
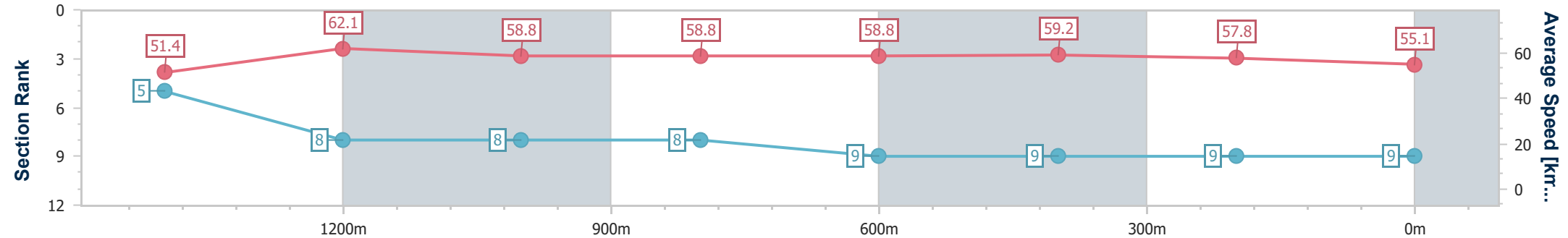
Toowoomba QLD Professional
Race 3: HARVEY NORMAN COMMERCIAL BENCHMARK 60
Handicap - 1625m



17 February 2024 - 18:35

Track Rating: Good 4, Weather: Fine, Rail Position: +3m Entire

Section	Overall	1400m	1200m	1000m	800m	600m	400m	200m					
Section Times	1:42.46 [9] (0:15.88)	1:26.58 [5] (0:11.87)	1:14.71 [8] (0:12.27)	1:02.44 [8] (0:12.43)	0:50.01 [8] (0:12.29)	0:37.72 [9] (0:12.17)	0:25.55 [9] (0:12.50)	0:13.05 [9] (0:13.05)					
Average Speed [km/h]	51.4	62.1	58.8	58.8	58.8	59.2	57.8	55.1					
Top Speed [km/h]	65.4	65.3	59.7	59.4	60.1	62.1	59.7	56.1					
Avg. Dist. to Rail [m]	4.4	4.2	5.1	3.8	1.1	0.5	1.3	2.7					
Avg. Stride Freq. [Hz]	2.2	2.3	2.2	2.3	2.3	2.3	2.3	2.2					
Avg. Stride Length [m]	6.5	7.6	7.3	7.2	7.2	7.1	7.1	6.9					



- [] Ranking at each section and finish
- .-.- No data available at this section
- NA No data available