



# Toowoomba QLD Professional

## Race 4: MORT & CO QTIS Three-Year-Old Maiden Handicap - 1200m

17 February 2024 - 19:15



Track Rating: Good 4, Weather: Fine, Rail Position: +3m Entire

Section		Field Times										Last 600m		
		Overall	1000m	800m	600m	400m	200m						0:37.16	
		1:14.05 (0:13.98)	1:00.07 (0:11.19)	0:48.88 (0:11.72)	0:37.16 (0:11.97)	0:25.19 (0:12.24)	0:12.95 (0:12.95)							
Rank	TAB	Horse/Jockey	Barrier	Top Speed [km/h]	Fastest Section								Margin	Distance Travelled [m]
1	4	<b>CHINCHILLA AHEAD</b> Anthony Allen	18	69.6 1000m	0:10.95 1000m	1:14.05 [1] (0:14.28)	0:59.77 [4] (0:10.95)	0:48.82 [3] (0:11.79)	0:37.03 [2] (0:11.93)	0:25.10 [2] (0:12.20)	0:12.90 [2] (0:12.90)	1:14.05	0:37.03	
2	9	<b>THE AUTHOR</b> Luke Tarrant	9	66.4 Overall	0:11.30 1000m	1:14.12 [2] (0:14.28)	0:59.84 [4] (0:11.30)	0:48.54 [6] (0:11.73)	0:36.81 [5] (0:12.15)	0:24.66 [5] (0:12.12)	0:12.54 [3] (0:12.54)	0.4L	0:36.81	+3
3	11	<b>LA MANO</b> Shania Willis	5	67.5 Overall	0:11.04 1000m	1:14.13 [3] (0:14.13)	1:00.00 [2] (0:11.04)	0:48.96 [2] (0:11.72)	0:37.24 [1] (0:11.97)	0:25.27 [1] (0:12.24)	0:13.03 [1] (0:13.03)	0.5L	0:37.24	-11
4	6	<b>SUPER QUICK</b> Paul Hamblin	8	66.1 1000m	0:11.19 1000m	1:14.33 [4] (0:13.98)	1:00.35 [1] (0:11.19)	0:49.16 [1] (0:11.96)	0:37.20 [4] (0:12.29)	0:24.91 [4] (0:12.35)	0:12.56 [5] (0:12.56)	1.5L	0:37.20	-1
5	8	<b>PROPHET OF BOOM</b> Nathan Fazackerley	1	67.4 1000m	0:10.93 1000m	1:14.48 [5] (0:14.45)	1:00.03 [7] (0:10.93)	0:49.10 [4] (0:11.71)	0:37.39 [3] (0:12.10)	0:25.29 [3] (0:12.43)	0:12.86 [4] (0:12.86)	2.3L	0:37.39	-11
6	5	<b>COUNTLESS KISSES</b> Les Tilley	16	67.0 Overall	0:11.29 1000m	1:14.56 [6] (0:14.94)	0:59.62 [11] (0:11.29)	0:48.33 [11] (0:11.70)	0:36.63 [11] (0:11.98)	0:24.65 [8] (0:12.18)	0:12.47 [7] (0:12.47)	2.7L	0:36.63	+0
7	10	<b>CONTRICK</b> Alisha Donald	3	65.7 800m	0:11.38 1000m	1:14.62 [7] (0:14.55)	1:00.07 [9] (0:11.38)	0:48.69 [10] (0:11.57)	0:37.12 [8] (0:12.33)	0:24.79 [6] (0:12.22)	0:12.57 [6] (0:12.57)	2.9L	0:37.12	-2
8	1	<b>MYSTERY POWER</b> Justin Stanley	7	66.6 1000m	0:11.27 1000m	1:14.93 [8] (0:14.63)	1:00.30 [10] (0:11.27)	0:49.03 [8] (0:11.83)	0:37.20 [9] (0:12.50)	0:24.70 [10] (0:12.28)	0:12.42 [9] (0:12.42)	4.7L	0:37.20	-4
9	12	<b>MISS BITTERSWEET</b> Scott Galloway	6	66.4 1000m	0:11.18 1000m	1:14.99 [9] (0:14.22)	1:00.77 [3] (0:11.18)	0:49.59 [5] (0:11.97)	0:37.62 [6] (0:12.53)	0:25.09 [7] (0:12.29)	0:12.80 [8] (0:12.80)	4.9L	0:37.62	-3
10	2	<b>OLD SALT</b> Madeleine Wishart	13	66.7 Overall	0:11.14 1000m	1:16.26 [10] (0:15.31)	1:00.95 [13] (0:11.14)	0:49.81 [12] (0:11.64)	0:38.17 [12] (0:12.32)	0:25.85 [11] (0:12.62)	0:13.23 [10] (0:13.23)	12.2L	0:38.17	-5

Scratched: Outta Beauty (#17), Gypsy Power (#16), Approval (#18), Jorum (#7), Depth Charge (#14)

[ ] Ranking at each section and finish  
 -:-:- No data available at this section  
 NA No data available

SCN Saddle cloth number  
 DNF Did not finish  
 DNT Did not track



# Toowoomba QLD Professional

## Race 4: MORT & CO QTIS Three-Year-Old Maiden Handicap - 1200m

17 February 2024 - 19:15



Track Rating: Good 4, Weather: Fine, Rail Position: +3m Entire

Section	Overall	1000m	800m	600m	400m	200m	Last 600m
Field Times	1:14.05 (0:13.98)	1:00.07 (0:11.19)	0:48.88 (0:11.72)	0:37.16 (0:11.97)	0:25.19 (0:12.24)	0:12.95 (0:12.95)	0:37.16

Rank	TAB	Horse/Jockey	Barrier	Top Speed [km/h]	Fastest Section	Overall	1000m	800m	600m	400m	200m	Margin	Last 600m	Distance Travelled [m]
11	13	LADY HURIBEL Adam Spinks	2	67.7 Overall	0:11.32 1000m	1:17.62 [11] (0:14.37)	1:03.25 [6] (0:11.32)	0:51.93 [7] (0:11.78)	0:40.15 [7] (0:12.52)	0:27.63 [9] (0:13.20)	0:14.43 [11] (0:14.43)	20L	0:40.15	-7
12	3	TWOPOINTFOUR Cecily Eaton	11	63.6 1000m	0:11.39 1000m	1:18.92 [12] (0:15.07)	1:03.85 [12] (0:11.39)	0:52.46 [13] (0:11.74)	0:40.72 [13] (0:12.64)	0:28.08 [13] (0:13.48)	0:14.60 [12] (0:14.60)	27.5L	0:40.72	-11
13	15	GOLD DAZZLER Nozi Tomizawa	4	66.9 Overall	0:11.41 1000m	1:20.48 [13] (0:14.50)	1:05.98 [8] (0:11.41)	0:54.57 [9] (0:11.86)	0:42.71 [10] (0:13.02)	0:29.69 [12] (0:13.95)	0:15.74 [13] (0:15.74)	36.5L	0:42.71	+9

Scratched: Outta Beauty (#17), Gypsy Power (#16), Approval (#18), Jorum (#7), Depth Charge (#14)



Horse/Jockey Name	Chinchilla Ahead
Final Rank	1
Fastest Section Time (Section)	0:10.95 (1000m)
Top Speed [km/h] (Section)	69.6 (1000m)
Race State	Finished



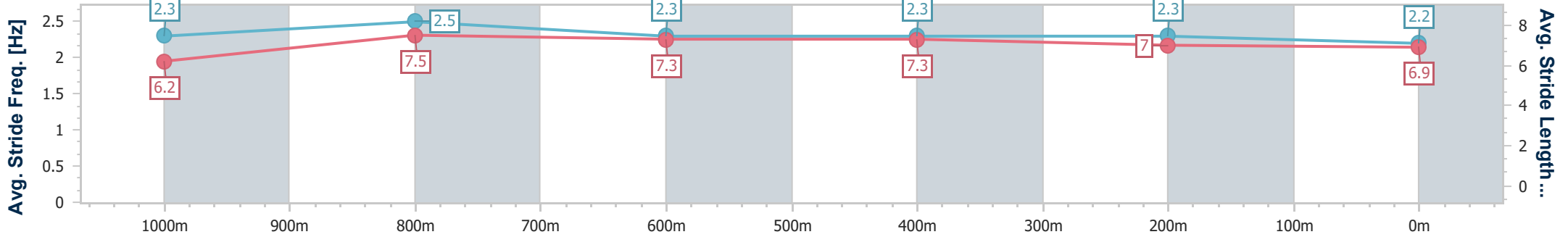
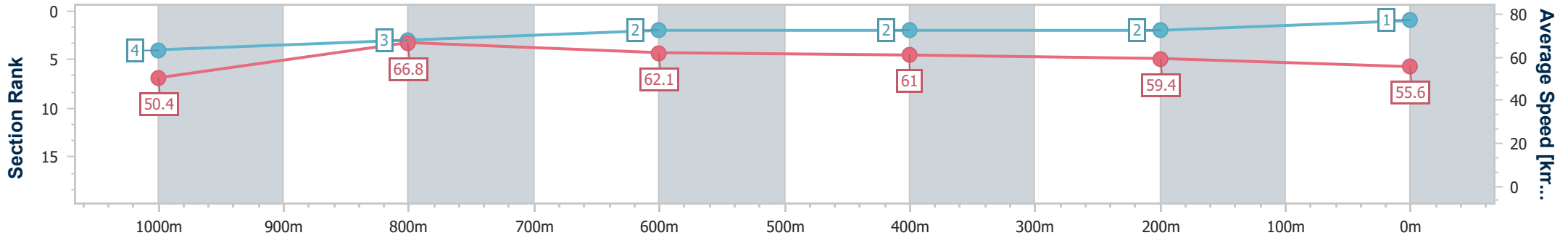
Toowoomba QLD Professional  
 Race 4: MORT & CO QTIS Three-Year-Old Maiden Handicap - 1200m



17 February 2024 - 19:15

Track Rating: Good 4, Weather: Fine, Rail Position: +3m Entire

Section	Overall	1000m	800m	600m	400m	200m
Section Times	1:14.05 [1] (0:14.28)	0:59.77 [4] (0:10.95)	0:48.82 [3] (0:11.79)	0:37.03 [2] (0:11.93)	0:25.10 [2] (0:12.20)	0:12.90 [2] (0:12.90)
Average Speed [km/h]	50.4	66.8	62.1	61.0	59.4	55.6
Top Speed [km/h]	68.6	69.6	64.0	62.1	60.7	58.4
Avg. Dist. to Rail [m]	9.6	5.1	4.5	2.3	1.4	1.9
Avg. Stride Freq. [Hz]	2.3	2.5	2.3	2.3	2.3	2.2
Avg. Stride Length [m]	6.2	7.5	7.3	7.3	7.0	6.9



- [ ] Ranking at each section and finish
- .-.- No data available at this section
- NA No data available



Horse/Jockey Name	The Author
Final Rank	2
Fastest Section Time (Section)	0:11.30 (1000m)
Top Speed [km/h] (Section)	66.4 (Overall)
Race State	Finished



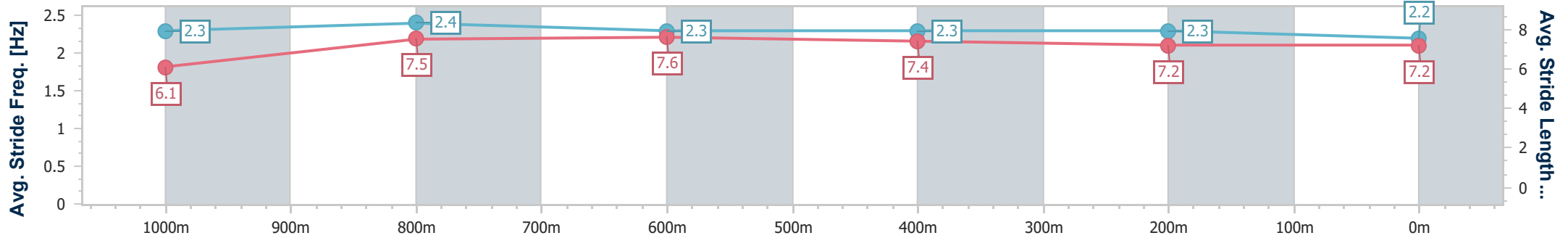
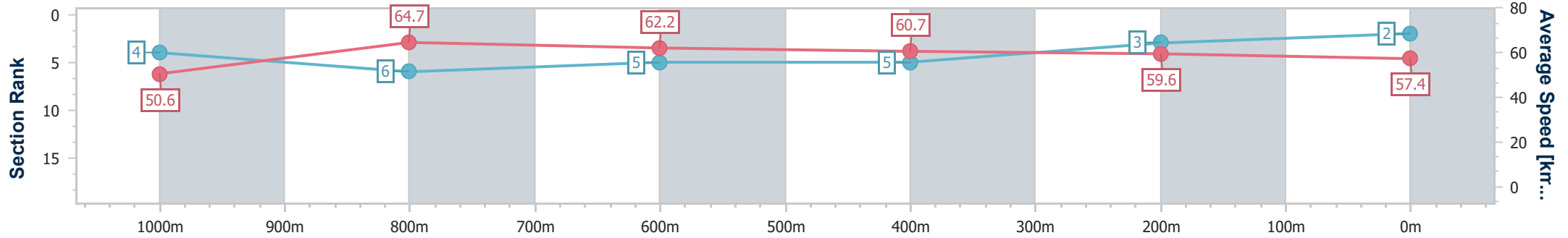
Toowoomba QLD Professional  
 Race 4: MORT & CO QTIS Three-Year-Old Maiden Handicap - 1200m



17 February 2024 - 19:15

Track Rating: Good 4, Weather: Fine, Rail Position: +3m Entire

Section	Overall	1000m	800m	600m	400m	200m
Section Times	1:14.12 [2] (0:14.28)	0:59.84 [4] (0:11.30)	0:48.54 [6] (0:11.73)	0:36.81 [5] (0:12.15)	0:24.66 [5] (0:12.12)	0:12.54 [3] (0:12.54)
Average Speed [km/h]	50.6	64.7	62.2	60.7	59.6	57.4
Top Speed [km/h]	66.4	65.8	64.5	62.0	61.2	59.1
Avg. Dist. to Rail [m]	7.0	4.2	4.8	4.2	1.5	2.3
Avg. Stride Freq. [Hz]	2.3	2.4	2.3	2.3	2.3	2.2
Avg. Stride Length [m]	6.1	7.5	7.6	7.4	7.2	7.2



- [ ] Ranking at each section and finish
- .-.- No data available at this section
- NA No data available



Horse/Jockey Name	La Mano
Final Rank	3
Fastest Section Time (Section)	0:11.04 (1000m)
Top Speed [km/h] (Section)	67.5 (Overall)
Race State	Finished



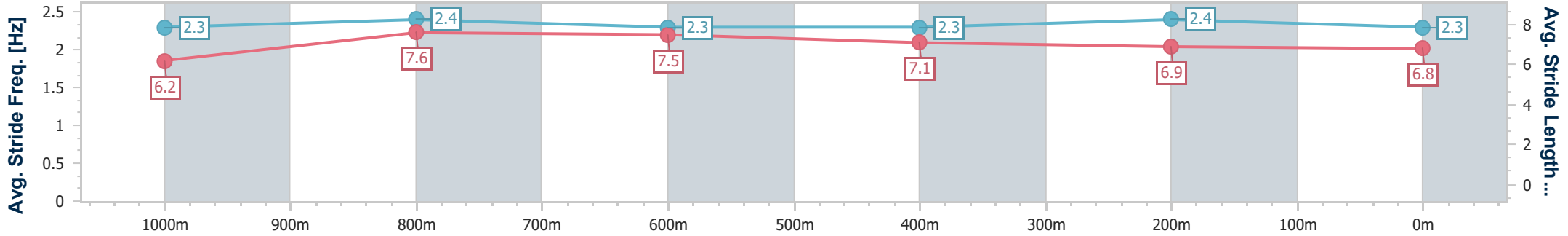
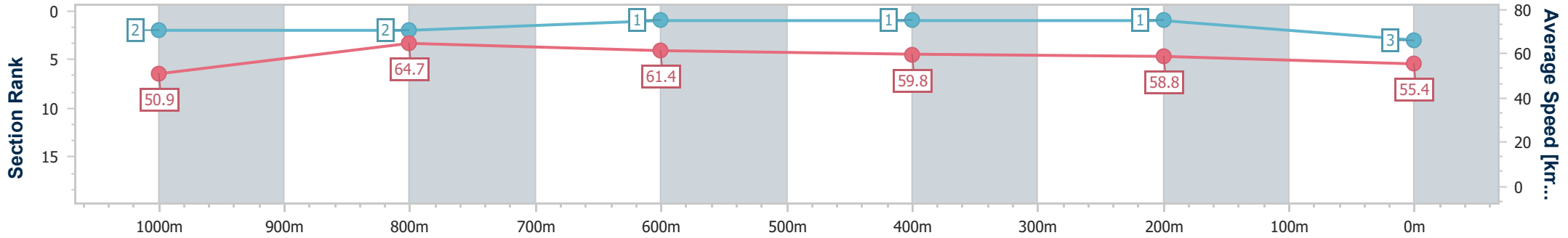
Toowoomba QLD Professional  
 Race 4: MORT & CO QTIS Three-Year-Old Maiden Handicap - 1200m



17 February 2024 - 19:15

Track Rating: Good 4, Weather: Fine, Rail Position: +3m Entire

Section	Overall	1000m	800m	600m	400m	200m
Section Times	1:14.13 [3] (0:14.13)	1:00.00 [2] (0:11.04)	0:48.96 [2] (0:11.72)	0:37.24 [1] (0:11.97)	0:25.27 [1] (0:12.24)	0:13.03 [1] (0:13.03)
Average Speed [km/h]	50.9	64.7	61.4	59.8	58.8	55.4
Top Speed [km/h]	67.5	66.9	62.7	61.9	60.1	57.2
Avg. Dist. to Rail [m]	2.5	1.8	0.9	0.5	0.2	1.5
Avg. Stride Freq. [Hz]	2.3	2.4	2.3	2.3	2.4	2.3
Avg. Stride Length [m]	6.2	7.6	7.5	7.1	6.9	6.8



- [ ] Ranking at each section and finish
- .-.- No data available at this section
- NA No data available



Horse/Jockey Name	Super Quick
Final Rank	4
Fastest Section Time (Section)	0:11.19 (1000m)
Top Speed [km/h] (Section)	66.1 (1000m)
Race State	Finished



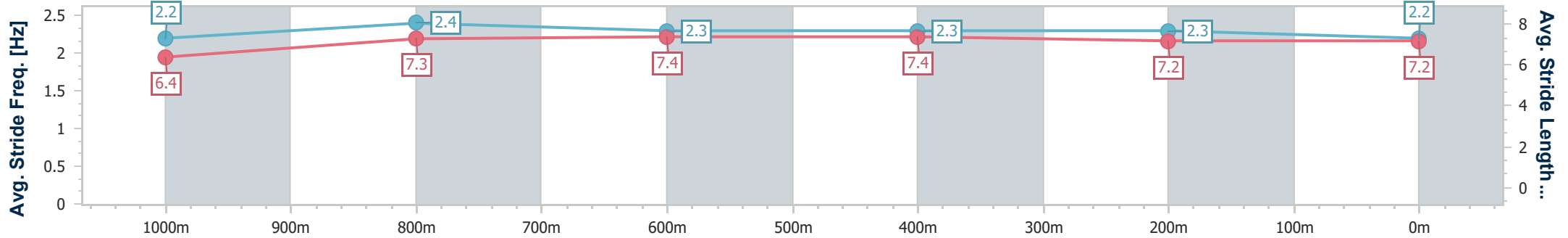
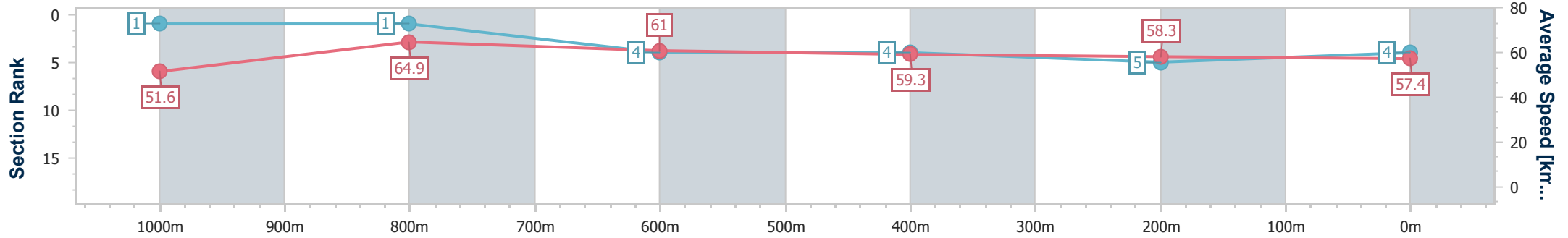
Toowoomba QLD Professional  
Race 4: MORT & CO QTIS Three-Year-Old Maiden Handicap - 1200m



17 February 2024 - 19:15

Track Rating: Good 4, Weather: Fine, Rail Position: +3m Entire

Section	Overall	1000m	800m	600m	400m	200m
Section Times	1:14.33 [4] (0:13.98)	1:00.35 [1] (0:11.19)	0:49.16 [1] (0:11.96)	0:37.20 [4] (0:12.29)	0:24.91 [4] (0:12.35)	0:12.56 [5] (0:12.56)
Average Speed [km/h]	51.6	64.9	61.0	59.3	58.3	57.4
Top Speed [km/h]	66.0	66.1	63.7	60.3	59.4	58.1
Avg. Dist. to Rail [m]	6.1	2.7	3.4	2.7	0.5	0.5
Avg. Stride Freq. [Hz]	2.2	2.4	2.3	2.3	2.3	2.2
Avg. Stride Length [m]	6.4	7.3	7.4	7.4	7.2	7.2



- [ ] Ranking at each section and finish
- .-.- No data available at this section
- NA No data available



Horse/Jockey Name	Prophet Of Boom
Final Rank	5
Fastest Section Time (Section)	0:10.93 (1000m)
Top Speed [km/h] (Section)	67.4 (1000m)
Race State	Finished



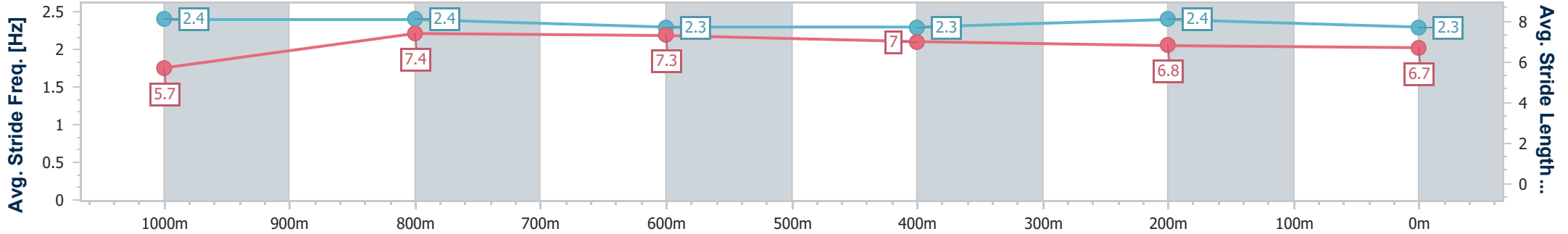
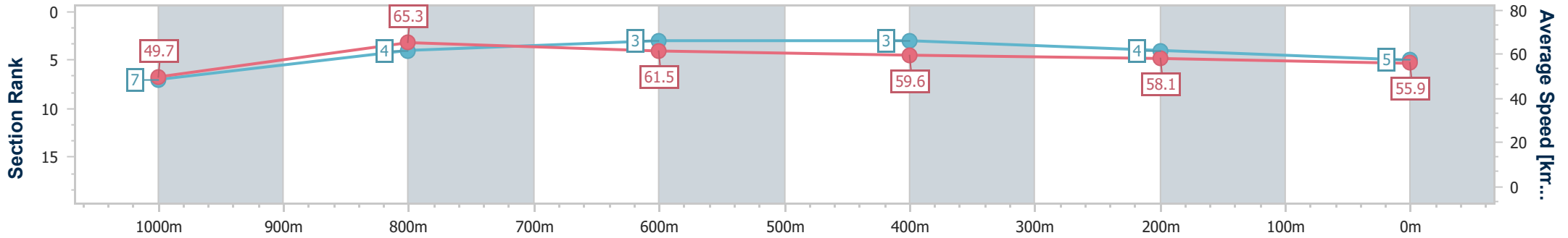
Toowoomba QLD Professional  
 Race 4: MORT & CO QTIS Three-Year-Old Maiden Handicap - 1200m



17 February 2024 - 19:15

Track Rating: Good 4, Weather: Fine, Rail Position: +3m Entire

Section	Overall	1000m	800m	600m	400m	200m
Section Times	1:14.48 [5] (0:14.45)	1:00.03 [7] (0:10.93)	0:49.10 [4] (0:11.71)	0:37.39 [3] (0:12.10)	0:25.29 [3] (0:12.43)	0:12.86 [4] (0:12.86)
Average Speed [km/h]	49.7	65.3	61.5	59.6	58.1	55.9
Top Speed [km/h]	67.0	67.4	63.4	61.3	59.2	57.6
Avg. Dist. to Rail [m]	2.5	2.1	0.7	0.4	0.4	1.6
Avg. Stride Freq. [Hz]	2.4	2.4	2.3	2.3	2.4	2.3
Avg. Stride Length [m]	5.7	7.4	7.3	7.0	6.8	6.7



- [ ] Ranking at each section and finish
- .-.- No data available at this section
- NA No data available



Horse/Jockey Name	Countless Kisses
Final Rank	6
Fastest Section Time (Section)	0:11.29 (1000m)
Top Speed [km/h] (Section)	67.0 (Overall)
Race State	Finished



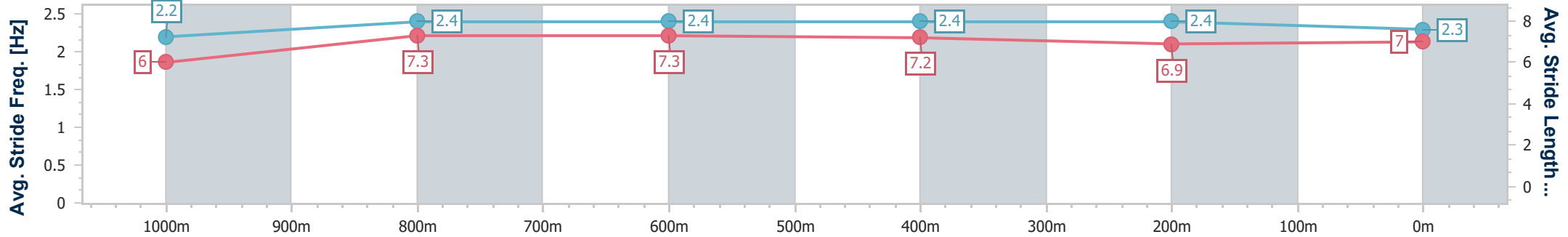
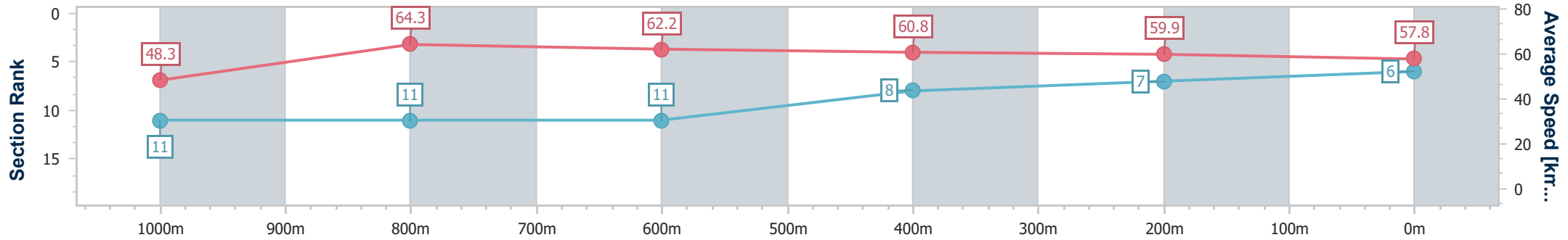
Toowoomba QLD Professional  
 Race 4: MORT & CO QTIS Three-Year-Old Maiden Handicap - 1200m



17 February 2024 - 19:15

Track Rating: Good 4, Weather: Fine, Rail Position: +3m Entire

Section	Overall	1000m	800m	600m	400m	200m
Section Times	1:14.56 [6] (0:14.94)	0:59.62 [11] (0:11.29)	0:48.33 [11] (0:11.70)	0:36.63 [11] (0:11.98)	0:24.65 [8] (0:12.18)	0:12.47 [7] (0:12.47)
Average Speed [km/h]	48.3	64.3	62.2	60.8	59.9	57.8
Top Speed [km/h]	67.0	66.7	63.0	63.0	61.1	58.9
Avg. Dist. to Rail [m]	8.4	3.0	2.4	2.7	3.2	3.7
Avg. Stride Freq. [Hz]	2.2	2.4	2.4	2.4	2.4	2.3
Avg. Stride Length [m]	6.0	7.3	7.3	7.2	6.9	7.0



- [ ] Ranking at each section and finish
- .-.- No data available at this section
- NA No data available





Horse/Jockey Name	Contrick
Final Rank	7
Fastest Section Time (Section)	0:11.38 (1000m)
Top Speed [km/h] (Section)	65.7 (800m)
Race State	Finished



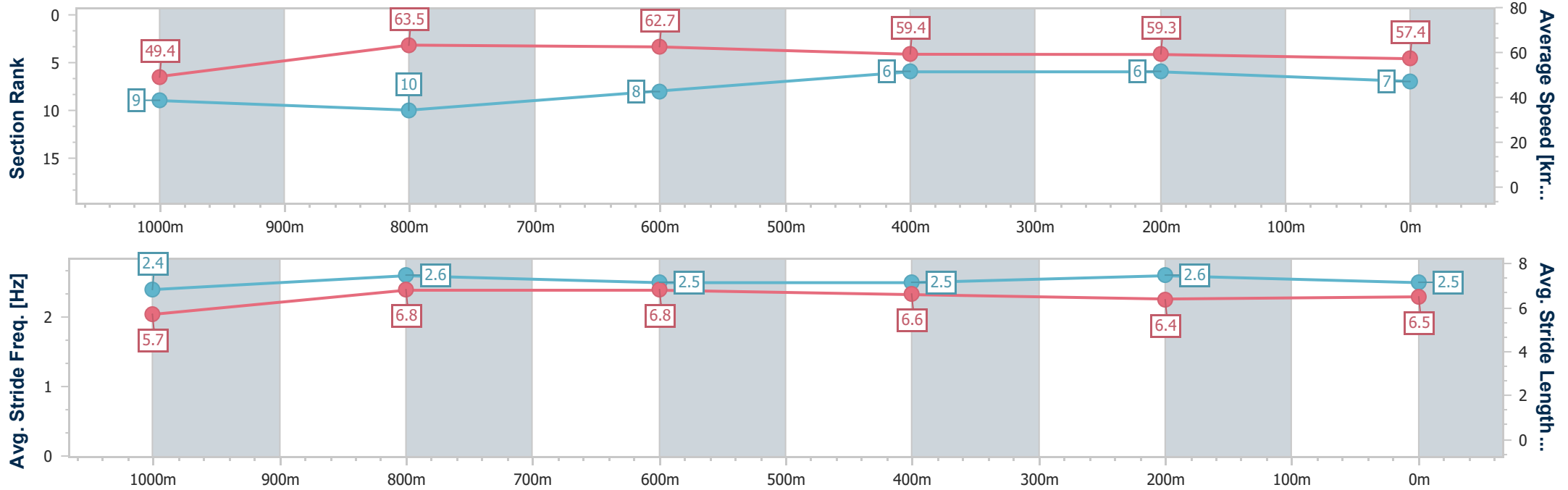
Toowoomba QLD Professional  
Race 4: MORT & CO QTIS Three-Year-Old Maiden Handicap - 1200m



17 February 2024 - 19:15

Track Rating: Good 4, Weather: Fine, Rail Position: +3m Entire

Section	Overall	1000m	800m	600m	400m	200m
Section Times	1:14.62 [7] (0:14.55)	1:00.07 [9] (0:11.38)	0:48.69 [10] (0:11.57)	0:37.12 [8] (0:12.33)	0:24.79 [6] (0:12.22)	0:12.57 [6] (0:12.57)
Average Speed [km/h]	49.4	63.5	62.7	59.4	59.3	57.4
Top Speed [km/h]	64.6	65.4	65.7	62.0	60.3	59.5
Avg. Dist. to Rail [m]	2.2	1.4	2.6	2.6	2.7	2.2
Avg. Stride Freq. [Hz]	2.4	2.6	2.5	2.5	2.6	2.5
Avg. Stride Length [m]	5.7	6.8	6.8	6.6	6.4	6.5



- [ ] Ranking at each section and finish
- .-.- No data available at this section
- NA No data available



Horse/Jockey Name	Mystery Power
Final Rank	8
Fastest Section Time (Section)	0:11.27 (1000m)
Top Speed [km/h] (Section)	66.6 (1000m)
Race State	Finished



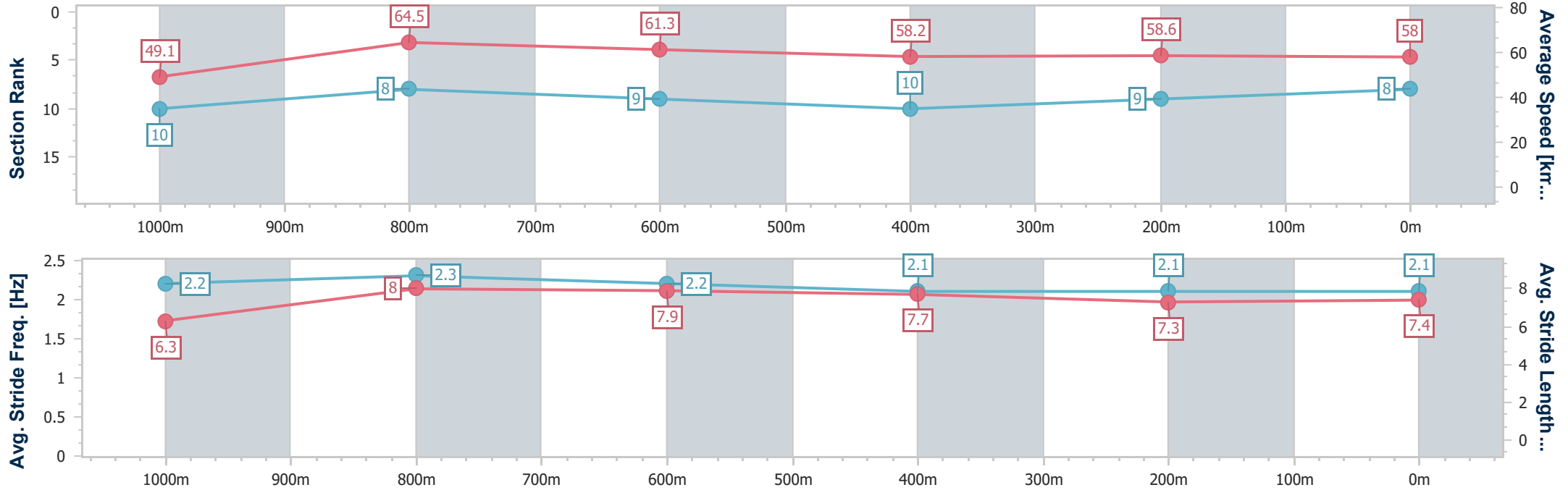
Toowoomba QLD Professional  
 Race 4: MORT & CO QTIS Three-Year-Old Maiden Handicap - 1200m



17 February 2024 - 19:15

Track Rating: Good 4, Weather: Fine, Rail Position: +3m Entire

Section	Overall	1000m	800m	600m	400m	200m
Section Times	1:14.93 [8] (0:14.63)	1:00.30 [10] (0:11.27)	0:49.03 [8] (0:11.83)	0:37.20 [9] (0:12.50)	0:24.70 [10] (0:12.28)	0:12.42 [9] (0:12.42)
Average Speed [km/h]	49.1	64.5	61.3	58.2	58.6	58.0
Top Speed [km/h]	65.0	66.6	63.0	60.6	59.7	59.3
Avg. Dist. to Rail [m]	5.4	2.0	1.8	1.8	0.8	1.2
Avg. Stride Freq. [Hz]	2.2	2.3	2.2	2.1	2.1	2.1
Avg. Stride Length [m]	6.3	8.0	7.9	7.7	7.3	7.4



- [ ] Ranking at each section and finish
- .-.- No data available at this section
- NA No data available



Horse/Jockey Name	Miss Bittersweet
Final Rank	9
Fastest Section Time (Section)	0:11.18 (1000m)
Top Speed [km/h] (Section)	66.4 (1000m)
Race State	Finished



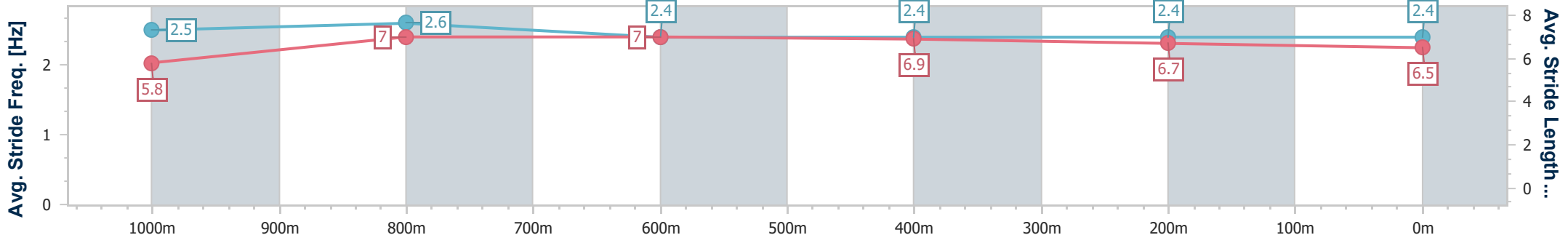
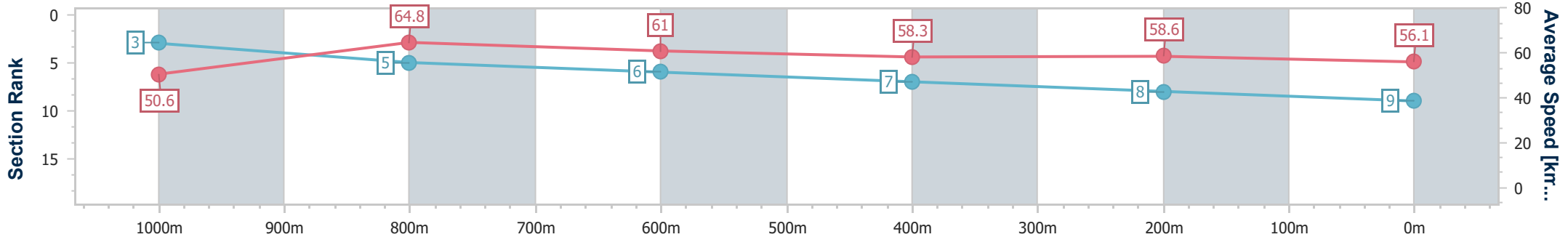
Toowoomba QLD Professional  
 Race 4: MORT & CO QTIS Three-Year-Old Maiden Handicap - 1200m



17 February 2024 - 19:15

Track Rating: Good 4, Weather: Fine, Rail Position: +3m Entire

Section	Overall	1000m	800m	600m	400m	200m
Section Times	1:14.99 [9] (0:14.22)	1:00.77 [3] (0:11.18)	0:49.59 [5] (0:11.97)	0:37.62 [6] (0:12.53)	0:25.09 [7] (0:12.29)	0:12.80 [8] (0:12.80)
Average Speed [km/h]	50.6	64.8	61.0	58.3	58.6	56.1
Top Speed [km/h]	66.1	66.4	63.2	59.1	60.4	58.2
Avg. Dist. to Rail [m]	6.4	2.1	3.7	2.3	1.4	2.7
Avg. Stride Freq. [Hz]	2.5	2.6	2.4	2.4	2.4	2.4
Avg. Stride Length [m]	5.8	7.0	7.0	6.9	6.7	6.5



- [ ] Ranking at each section and finish
- .-.- No data available at this section
- NA No data available



Horse/Jockey Name	Old Salt
Final Rank	10
Fastest Section Time (Section)	0:11.14 (1000m)
Top Speed [km/h] (Section)	66.7 (Overall)
Race State	Finished



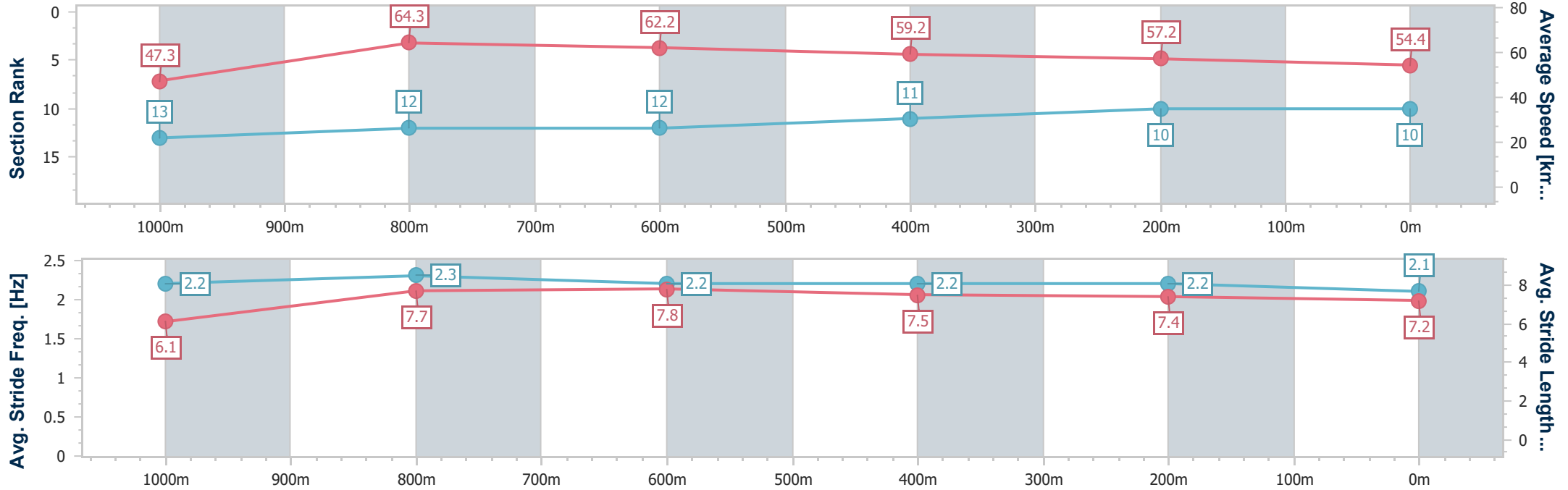
Toowoomba QLD Professional  
 Race 4: MORT & CO QTIS Three-Year-Old Maiden Handicap - 1200m



17 February 2024 - 19:15

Track Rating: Good 4, Weather: Fine, Rail Position: +3m Entire

Section	Overall	1000m	800m	600m	400m	200m
Section Times	1:16.26 [10] (0:15.31)	1:00.95 [13] (0:11.14)	0:49.81 [12] (0:11.64)	0:38.17 [12] (0:12.32)	0:25.85 [11] (0:12.62)	0:13.23 [10] (0:13.23)
Average Speed [km/h]	47.3	64.3	62.2	59.2	57.2	54.4
Top Speed [km/h]	66.7	65.4	63.4	62.5	59.4	56.3
Avg. Dist. to Rail [m]	6.1	1.0	1.9	2.5	1.5	4.4
Avg. Stride Freq. [Hz]	2.2	2.3	2.2	2.2	2.2	2.1
Avg. Stride Length [m]	6.1	7.7	7.8	7.5	7.4	7.2



- [ ] Ranking at each section and finish
- .-.- No data available at this section
- NA No data available



Horse/Jockey Name	Lady Huribel
Final Rank	11
Fastest Section Time (Section)	0:11.32 (1000m)
Top Speed [km/h] (Section)	67.7 (Overall)
Race State	Finished



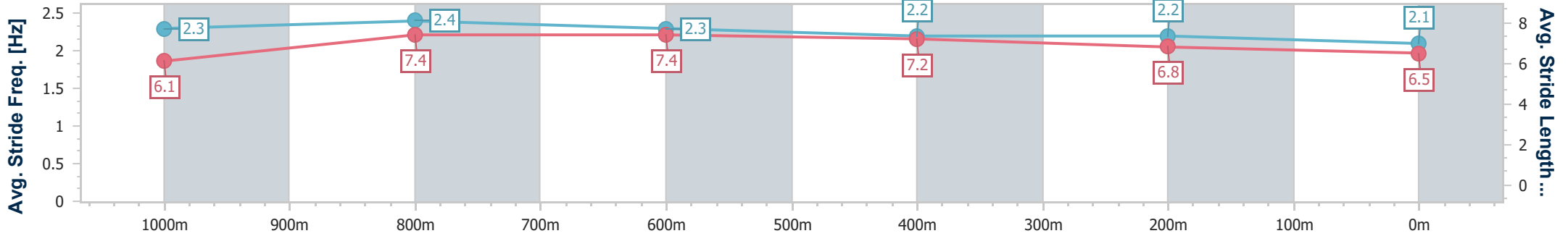
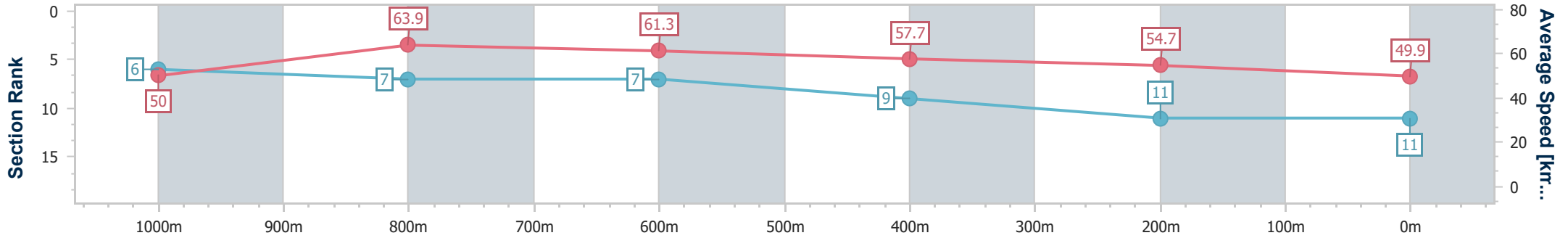
Toowoomba QLD Professional  
Race 4: MORT & CO QTIS Three-Year-Old Maiden Handicap - 1200m



17 February 2024 - 19:15

Track Rating: Good 4, Weather: Fine, Rail Position: +3m Entire

Section	Overall	1000m	800m	600m	400m	200m
Section Times	1:17.62 [11] (0:14.37)	1:03.25 [6] (0:11.32)	0:51.93 [7] (0:11.78)	0:40.15 [7] (0:12.52)	0:27.63 [9] (0:13.20)	0:14.43 [11] (0:14.43)
Average Speed [km/h]	50.0	63.9	61.3	57.7	54.7	49.9
Top Speed [km/h]	67.7	66.3	63.0	59.8	57.0	53.0
Avg. Dist. to Rail [m]	2.4	0.4	0.8	0.6	0.2	0.4
Avg. Stride Freq. [Hz]	2.3	2.4	2.3	2.2	2.2	2.1
Avg. Stride Length [m]	6.1	7.4	7.4	7.2	6.8	6.5



- [ ] Ranking at each section and finish
- .-.- No data available at this section
- NA No data available



Horse/Jockey Name	Twopointfour
Final Rank	12
Fastest Section Time (Section)	0:11.39 (1000m)
Top Speed [km/h] (Section)	63.6 (1000m)
Race State	Finished



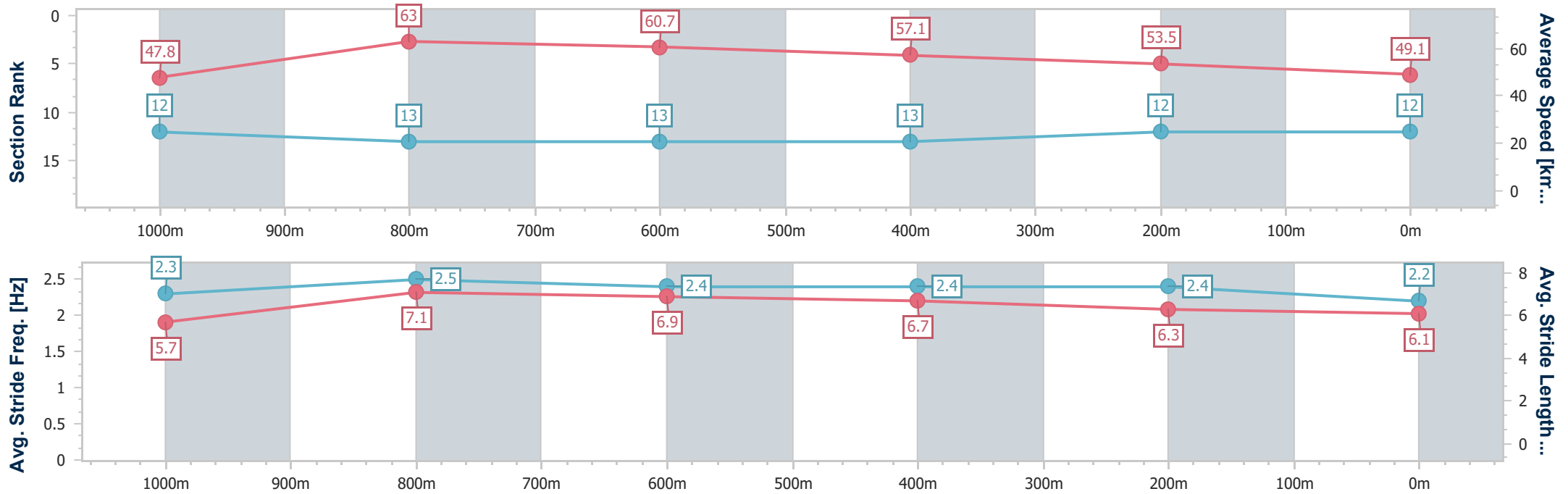
Toowoomba QLD Professional  
Race 4: MORT & CO QTIS Three-Year-Old Maiden Handicap - 1200m



17 February 2024 - 19:15

Track Rating: Good 4, Weather: Fine, Rail Position: +3m Entire

Section	Overall	1000m	800m	600m	400m	200m
Section Times	1:18.92 [12] (0:15.07)	1:03.85 [12] (0:11.39)	0:52.46 [13] (0:11.74)	0:40.72 [13] (0:12.64)	0:28.08 [13] (0:13.48)	0:14.60 [12] (0:14.60)
Average Speed [km/h]	47.8	63.0	60.7	57.1	53.5	49.1
Top Speed [km/h]	63.3	63.6	63.0	59.2	55.8	51.9
Avg. Dist. to Rail [m]	4.1	1.3	1.4	0.2	0.6	0.8
Avg. Stride Freq. [Hz]	2.3	2.5	2.4	2.4	2.4	2.2
Avg. Stride Length [m]	5.7	7.1	6.9	6.7	6.3	6.1



- [ ] Ranking at each section and finish
- .-.- No data available at this section
- NA No data available



Horse/Jockey Name	Gold Dazzler
Final Rank	13
Fastest Section Time (Section)	0:11.41 (1000m)
Top Speed [km/h] (Section)	66.9 (Overall)
Race State	Finished



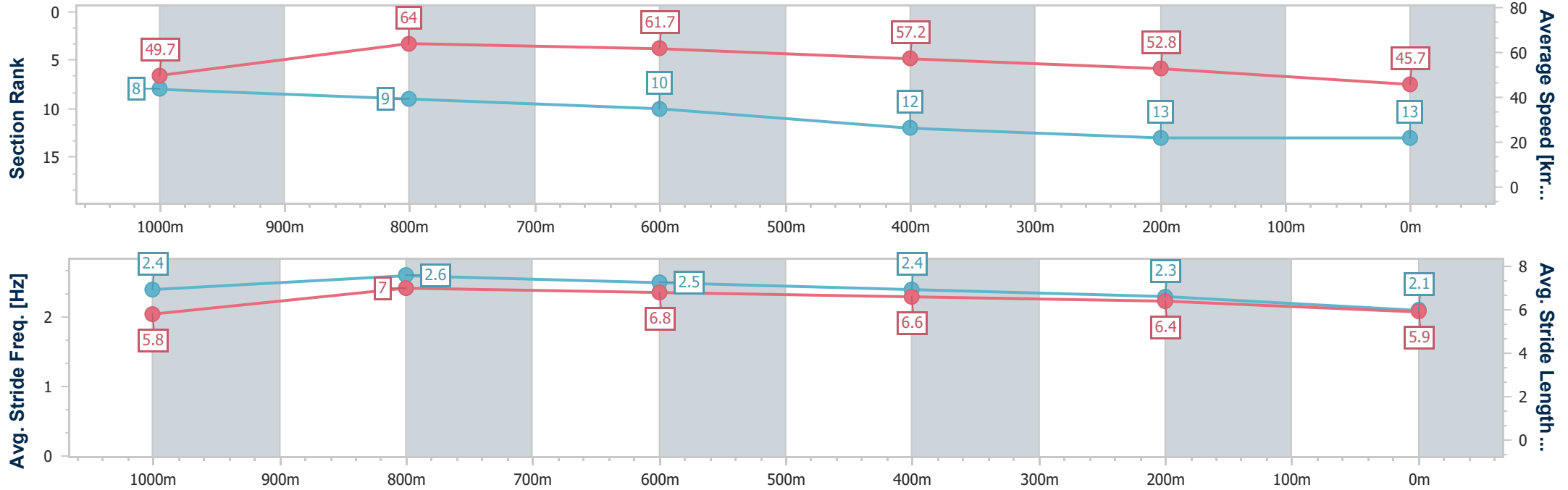
Toowoomba QLD Professional  
Race 4: MORT & CO QTIS Three-Year-Old Maiden Handicap - 1200m



17 February 2024 - 19:15

Track Rating: Good 4, Weather: Fine, Rail Position: +3m Entire

Section	Overall	1000m	800m	600m	400m	200m
Section Times	1:20.48 [13] (0:14.50)	1:05.98 [8] (0:11.41)	0:54.57 [9] (0:11.86)	0:42.71 [10] (0:13.02)	0:29.69 [12] (0:13.95)	0:15.74 [13] (0:15.74)
Average Speed [km/h]	49.7	64.0	61.7	57.2	52.8	45.7
Top Speed [km/h]	66.9	66.8	63.5	60.4	55.6	50.3
Avg. Dist. to Rail [m]	4.5	3.5	4.9	6.8	7.0	8.2
Avg. Stride Freq. [Hz]	2.4	2.6	2.5	2.4	2.3	2.1
Avg. Stride Length [m]	5.8	7.0	6.8	6.6	6.4	5.9



- [ ] Ranking at each section and finish
- .-.- No data available at this section
- NA No data available