



Sunshine Coast QLD Professional
Race 2: SUNSHINE COAST FALCONS QTIS Three-Year-Old Maiden Plate
- 1000m
18 February 2024 - 14:11



Track Rating: Heavy 10, Weather: Fine, Rail Position: True

Section											Last 600m		
Field Times		Overall	800m	600m	400m	200m						0:35.53	
		1:00.50 (0:13.68)	0:46.82 (0:11.29)	0:35.53 (0:11.63)	0:23.90 (0:11.54)	0:12.36 (0:12.36)							
Rank	TAB	Horse/Jockey	Barrier	Top Speed [km/h]	Fastest Section						Margin	Distance Travelled [m]	
1	1	CAMP LAND Anthony Allen	7	66.8 Overall	0:11.29 800m	1:00.50 [1] (0:13.68)	0:46.82 [1] (0:11.29)	0:35.53 [1] (0:11.63)	0:23.90 [1] (0:11.54)	0:12.36 [1] (0:12.36)	1:00.50	0:35.53	
2	6	ELAEA Robbie Dolan	4	65.7 Overall	0:11.29 800m	1:00.68 [2] (0:14.16)	0:46.52 [8] (0:11.29)	0:35.23 [6] (0:11.68)	0:23.55 [6] (0:11.52)	0:12.03 [3] (0:12.03)	1L	0:35.23	-2
3	11	TORQUE ABOUT MAGIC Angela Jones	10	65.2 Overall	0:11.34 800m	1:00.69 [3] (0:14.30)	0:46.39 [9] (0:11.34)	0:35.05 [9] (0:11.61)	0:23.44 [7] (0:11.39)	0:12.05 [2] (0:12.05)	1.1L	0:35.05	+2
4	4	GYPSY POWER Jim Byrne	1	66.4 800m	0:11.34 800m	1:01.22 [4] (0:13.92)	0:47.30 [2] (0:11.34)	0:35.96 [4] (0:11.76)	0:24.20 [3] (0:11.65)	0:12.55 [4] (0:12.55)	4.1L	0:35.96	-4
5	3	DESERT GRIT Emily Lang	3	65.2 800m	0:11.35 800m	1:01.48 [5] (0:14.03)	0:47.45 [5] (0:11.35)	0:36.10 [5] (0:11.68)	0:24.42 [4] (0:11.78)	0:12.64 [6] (0:12.64)	5.6L	0:36.10	-2
6	2	CRYPTO KING Shania Willis	8	65.9 Overall	0:11.27 800m	1:01.63 [6] (0:13.96)	0:47.67 [4] (0:11.27)	0:36.40 [3] (0:11.78)	0:24.62 [2] (0:11.70)	0:12.92 [5] (0:12.92)	6.4L	0:36.40	+2
7	12	WIFE IS RIGHT Cejay Graham	6	65.0 800m	0:11.40 800m	1:01.68 [7] (0:14.05)	0:47.63 [6] (0:11.40)	0:36.23 [6] (0:11.92)	0:24.31 [9] (0:11.61)	0:12.70 [8] (0:12.70)	6.6L	0:36.23	+5
8	9	MISHANI TEMPTATION Samantha Collett	9	66.3 800m	0:11.25 800m	1:02.37 [8] (0:13.95)	0:48.42 [3] (0:11.25)	0:37.17 [2] (0:11.89)	0:25.28 [5] (0:11.82)	0:13.46 [7] (0:13.46)	10.6L	0:37.17	+4
9	7	FLY FIFER Mark Du Plessis	5	65.2 Overall	0:11.41 800m	1:02.65 [9] (0:14.11)	0:48.54 [7] (0:11.41)	0:37.13 [8] (0:11.84)	0:25.29 [8] (0:11.80)	0:13.49 [9] (0:13.49)	12.1L	0:37.13	+1

Scratched: Switch And Slide (#5), Jet Stream (#8), Superonic (#10)

[] Ranking at each section and finish
 -:-:- No data available at this section
 NA No data available

SCN Saddle cloth number
 DNF Did not finish
 DNT Did not track



Horse/Jockey Name	Camp Land
Final Rank	1
Fastest Section Time (Section)	0:11.29 (800m)
Top Speed [km/h] (Section)	66.8 (Overall)
Race State	Finished

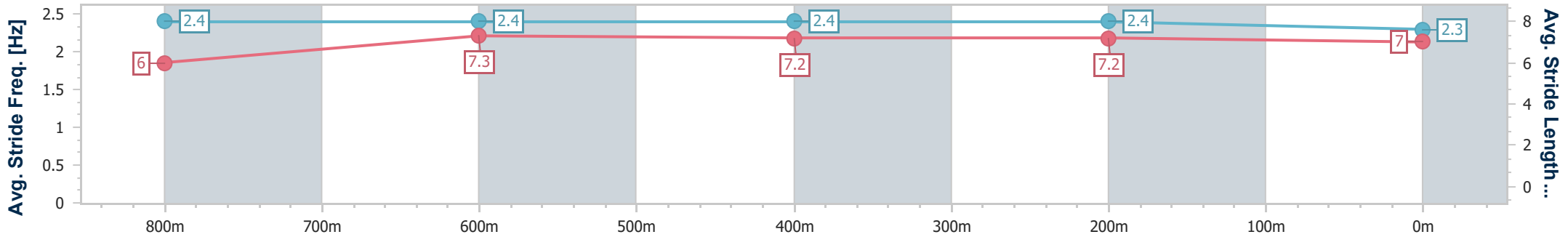
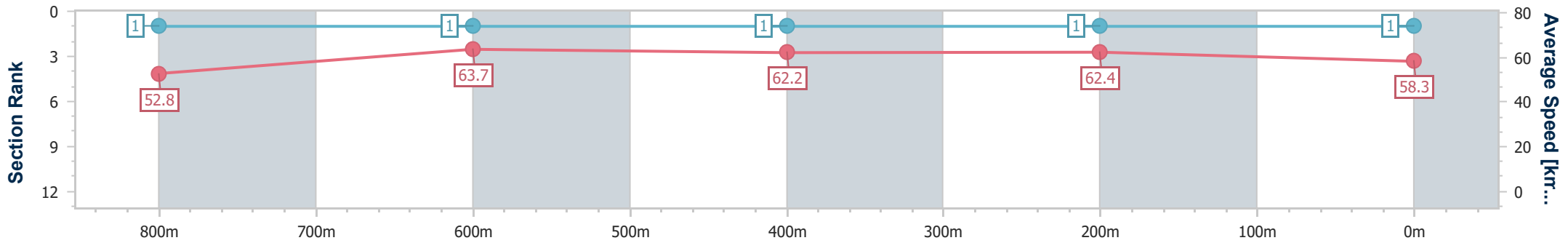


Sunshine Coast QLD Professional
 Race 2: SUNSHINE COAST FALCONS QTIS Three-Year-Old
 Maiden Plate - 1000m
 18 February 2024 - 14:11



Track Rating: Heavy 10, Weather: Fine, Rail Position: True

Section	Overall	800m	600m	400m	200m
Section Times	1:00.50 [1] (0:13.68)	0:46.82 [1] (0:11.29)	0:35.53 [1] (0:11.63)	0:23.90 [1] (0:11.54)	0:12.36 [1] (0:12.36)
Average Speed [km/h]	52.8	63.7	62.2	62.4	58.3
Top Speed [km/h]	66.8	65.1	63.4	64.0	61.6
Avg. Dist. to Rail [m]	11.5	2.2	0.3	5.2	5.8
Avg. Stride Freq. [Hz]	2.4	2.4	2.4	2.4	2.3
Avg. Stride Length [m]	6.0	7.3	7.2	7.2	7.0



- [] Ranking at each section and finish
- .-.- No data available at this section
- NA No data available



Horse/Jockey Name	Elaea
Final Rank	2
Fastest Section Time (Section)	0:11.29 (800m)
Top Speed [km/h] (Section)	65.7 (Overall)
Race State	Finished

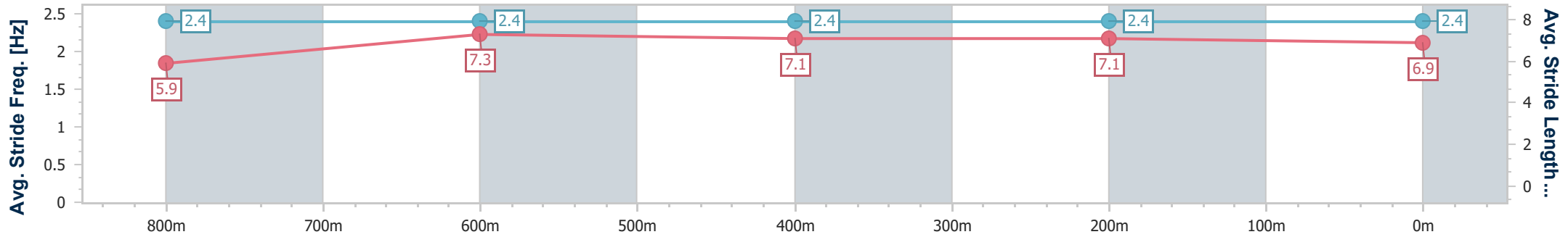
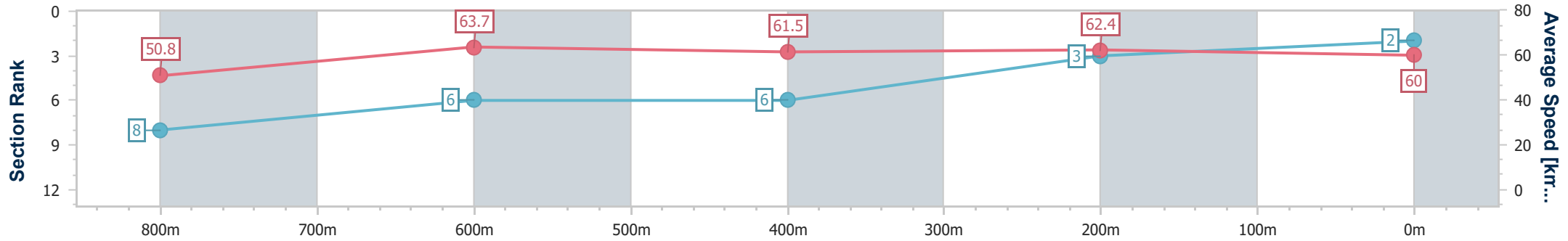


Sunshine Coast QLD Professional
 Race 2: SUNSHINE COAST FALCONS QTIS Three-Year-Old
 Maiden Plate - 1000m
 18 February 2024 - 14:11



Track Rating: Heavy 10, Weather: Fine, Rail Position: True

Section	Overall	800m	600m	400m	200m
Section Times	1:00.68 [2] (0:14.16)	0:46.52 [8] (0:11.29)	0:35.23 [6] (0:11.68)	0:23.55 [6] (0:11.52)	0:12.03 [3] (0:12.03)
Average Speed [km/h]	50.8	63.7	61.5	62.4	60.0
Top Speed [km/h]	65.7	64.7	61.8	63.3	62.8
Avg. Dist. to Rail [m]	6.1	1.3	0.4	3.7	3.3
Avg. Stride Freq. [Hz]	2.4	2.4	2.4	2.4	2.4
Avg. Stride Length [m]	5.9	7.3	7.1	7.1	6.9



- [] Ranking at each section and finish
- .-.- No data available at this section
- NA No data available



Horse/Jockey Name	Torque About Magic
Final Rank	3
Fastest Section Time (Section)	0:11.34 (800m)
Top Speed [km/h] (Section)	65.2 (Overall)
Race State	Finished

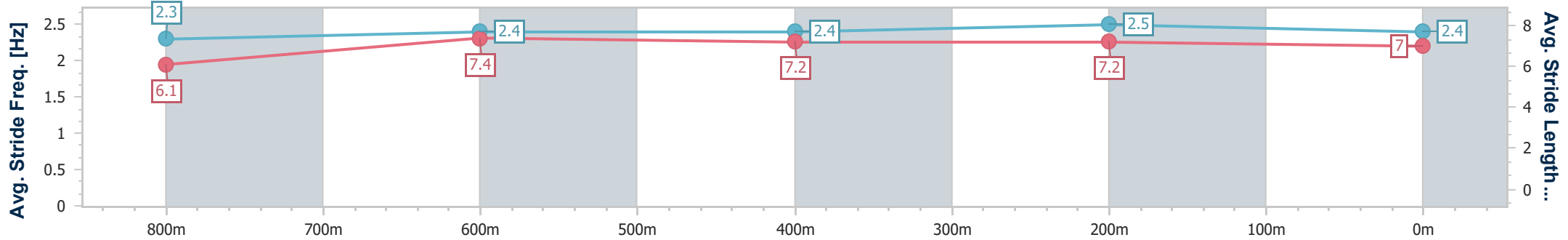
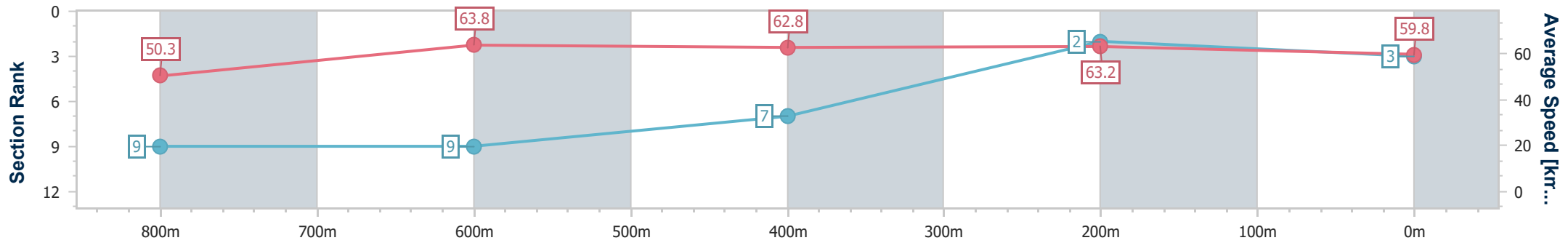


Sunshine Coast QLD Professional
 Race 2: SUNSHINE COAST FALCONS QTIS Three-Year-Old
 Maiden Plate - 1000m
 18 February 2024 - 14:11



Track Rating: Heavy 10, Weather: Fine, Rail Position: True

Section	Overall	800m	600m	400m	200m
Section Times	1:00.69 [3] (0:14.30)	0:46.39 [9] (0:11.34)	0:35.05 [9] (0:11.61)	0:23.44 [7] (0:11.39)	0:12.05 [2] (0:12.05)
Average Speed [km/h]	50.3	63.8	62.8	63.2	59.8
Top Speed [km/h]	65.2	64.6	63.7	64.0	62.3
Avg. Dist. to Rail [m]	10.3	1.9	2.4	7.9	7.0
Avg. Stride Freq. [Hz]	2.3	2.4	2.4	2.5	2.4
Avg. Stride Length [m]	6.1	7.4	7.2	7.2	7.0



- [] Ranking at each section and finish
- .-.- No data available at this section
- NA No data available



Horse/Jockey Name	Gypsy Power
Final Rank	4
Fastest Section Time (Section)	0:11.34 (800m)
Top Speed [km/h] (Section)	66.4 (800m)
Race State	Finished

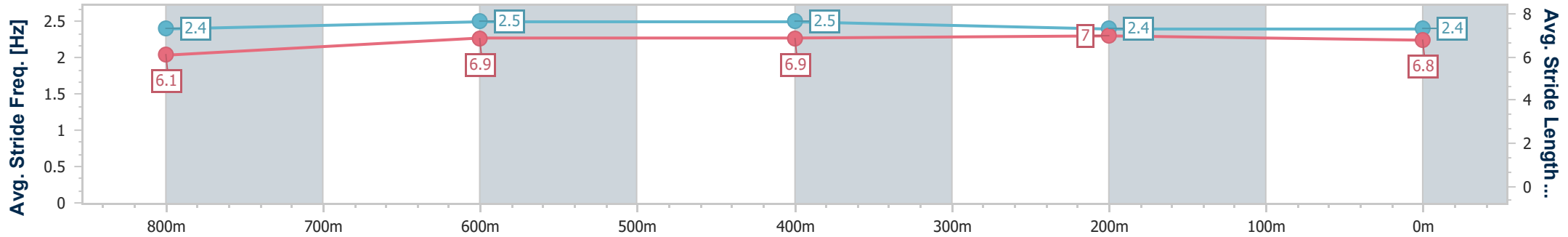
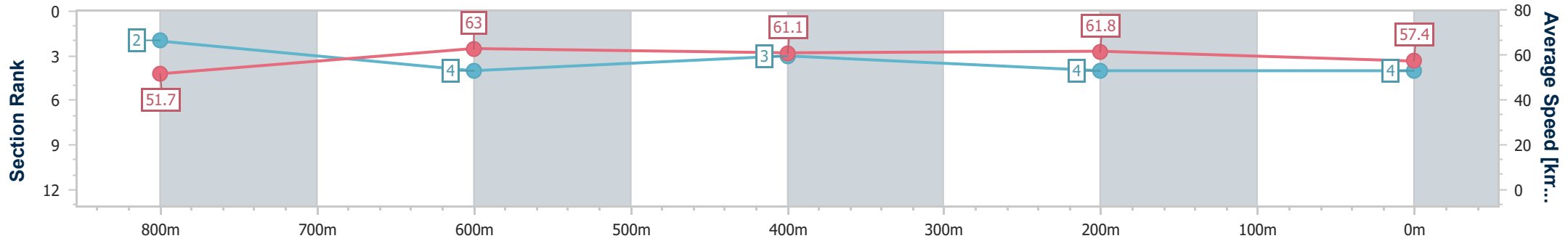


Sunshine Coast QLD Professional
 Race 2: SUNSHINE COAST FALCONS QTIS Three-Year-Old
 Maiden Plate - 1000m
 18 February 2024 - 14:11



Track Rating: Heavy 10, Weather: Fine, Rail Position: True

Section	Overall	800m	600m	400m	200m
Section Times	1:01.22 [4] (0:13.92)	0:47.30 [2] (0:11.34)	0:35.96 [4] (0:11.76)	0:24.20 [3] (0:11.65)	0:12.55 [4] (0:12.55)
Average Speed [km/h]	51.7	63.0	61.1	61.8	57.4
Top Speed [km/h]	66.4	66.4	62.3	62.9	60.7
Avg. Dist. to Rail [m]	5.3	1.8	1.0	4.9	6.1
Avg. Stride Freq. [Hz]	2.4	2.5	2.5	2.4	2.4
Avg. Stride Length [m]	6.1	6.9	6.9	7.0	6.8



- [] Ranking at each section and finish
- .-.- No data available at this section
- NA No data available



Horse/Jockey Name	Desert Grit
Final Rank	5
Fastest Section Time (Section)	0:11.35 (800m)
Top Speed [km/h] (Section)	65.2 (800m)
Race State	Finished

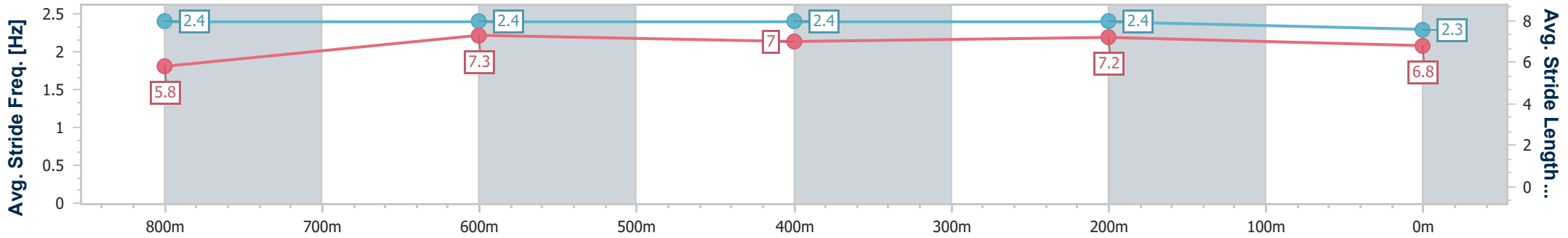
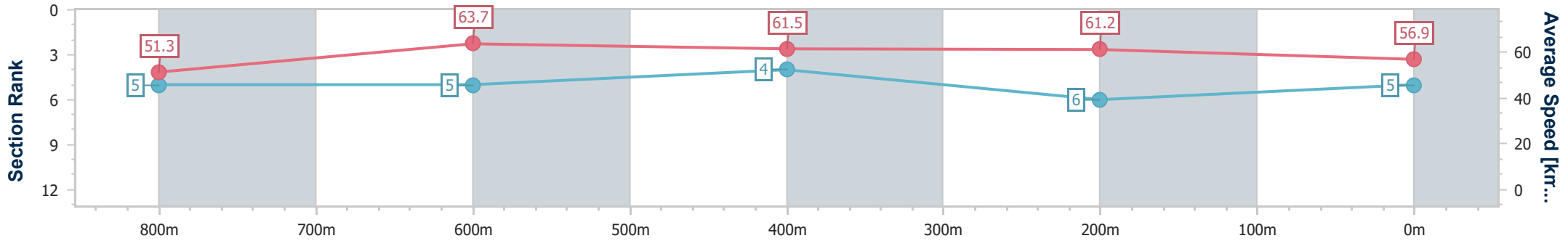


Sunshine Coast QLD Professional
 Race 2: SUNSHINE COAST FALCONS QTIS Three-Year-Old
 Maiden Plate - 1000m
 18 February 2024 - 14:11



Track Rating: Heavy 10, Weather: Fine, Rail Position: True

Section	Overall	800m	600m	400m	200m
Section Times	1:01.48 [5] (0:14.03)	0:47.45 [5] (0:11.35)	0:36.10 [5] (0:11.68)	0:24.42 [4] (0:11.78)	0:12.64 [6] (0:12.64)
Average Speed [km/h]	51.3	63.7	61.5	61.2	56.9
Top Speed [km/h]	64.3	65.2	62.3	62.0	59.0
Avg. Dist. to Rail [m]	7.1	2.0	1.0	5.2	5.5
Avg. Stride Freq. [Hz]	2.4	2.4	2.4	2.4	2.3
Avg. Stride Length [m]	5.8	7.3	7.0	7.2	6.8



- [] Ranking at each section and finish
- .-.- No data available at this section
- NA No data available



Horse/Jockey Name	Crypto King
Final Rank	6
Fastest Section Time (Section)	0:11.27 (800m)
Top Speed [km/h] (Section)	65.9 (Overall)
Race State	Finished

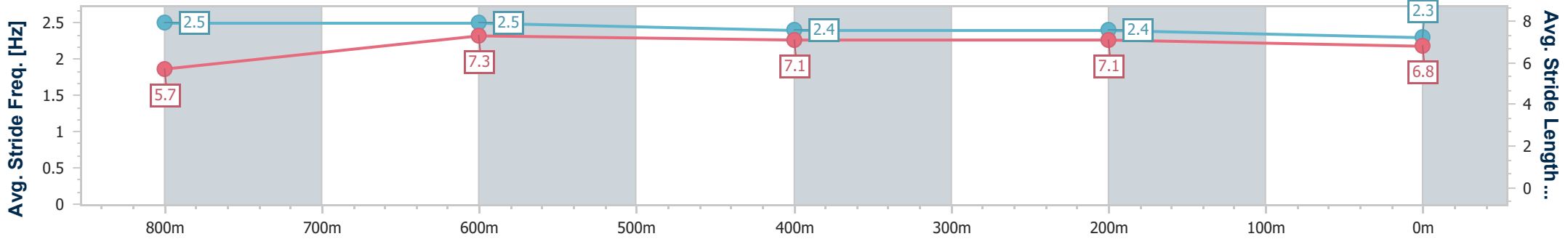
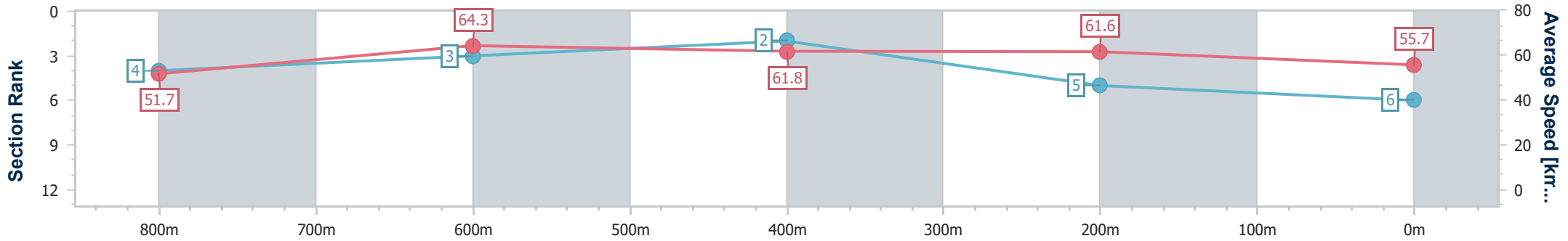


Sunshine Coast QLD Professional
 Race 2: SUNSHINE COAST FALCONS QTIS Three-Year-Old
 Maiden Plate - 1000m
 18 February 2024 - 14:11



Track Rating: Heavy 10, Weather: Fine, Rail Position: True

Section	Overall	800m	600m	400m	200m
Section Times	1:01.63 [6] (0:13.96)	0:47.67 [4] (0:11.27)	0:36.40 [3] (0:11.78)	0:24.62 [2] (0:11.70)	0:12.92 [5] (0:12.92)
Average Speed [km/h]	51.7	64.3	61.8	61.6	55.7
Top Speed [km/h]	65.9	65.9	63.0	63.8	59.8
Avg. Dist. to Rail [m]	11.2	2.5	1.7	6.6	6.9
Avg. Stride Freq. [Hz]	2.5	2.5	2.4	2.4	2.3
Avg. Stride Length [m]	5.7	7.3	7.1	7.1	6.8



- [] Ranking at each section and finish
- .-.- No data available at this section
- NA No data available



Horse/Jockey Name	Wife Is Right
Final Rank	7
Fastest Section Time (Section)	0:11.40 (800m)
Top Speed [km/h] (Section)	65.0 (800m)
Race State	Finished

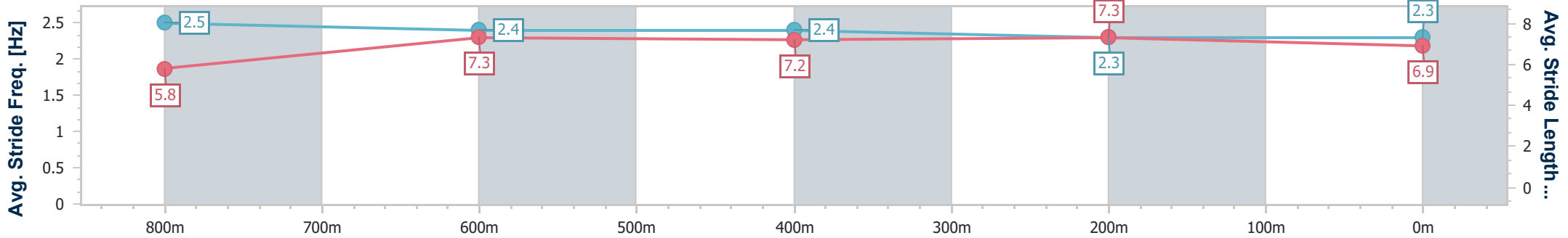
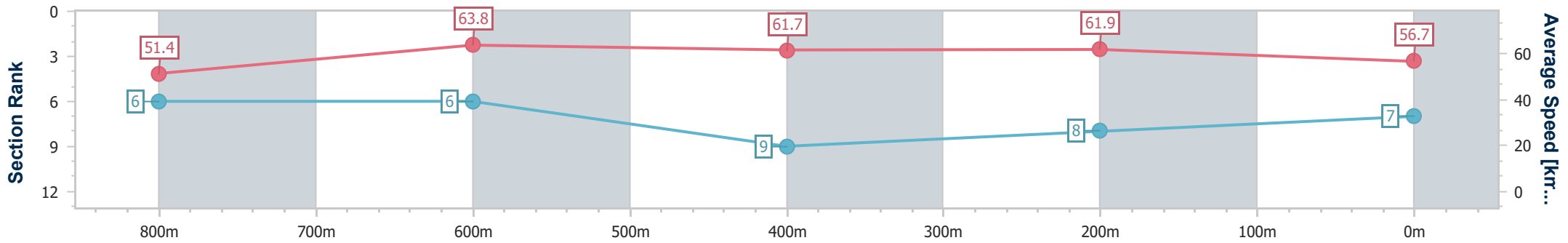


Sunshine Coast QLD Professional
 Race 2: SUNSHINE COAST FALCONS QTIS Three-Year-Old
 Maiden Plate - 1000m
 18 February 2024 - 14:11



Track Rating: Heavy 10, Weather: Fine, Rail Position: True

Section	Overall	800m	600m	400m	200m
Section Times	1:01.68 [7] (0:14.05)	0:47.63 [6] (0:11.40)	0:36.23 [6] (0:11.92)	0:24.31 [9] (0:11.61)	0:12.70 [8] (0:12.70)
Average Speed [km/h]	51.4	63.8	61.7	61.9	56.7
Top Speed [km/h]	63.3	65.0	63.2	63.8	59.7
Avg. Dist. to Rail [m]	10.1	3.5	3.4	8.2	9.7
Avg. Stride Freq. [Hz]	2.5	2.4	2.4	2.3	2.3
Avg. Stride Length [m]	5.8	7.3	7.2	7.3	6.9



- [] Ranking at each section and finish
- .-.- No data available at this section
- NA No data available



Horse/Jockey Name	Mishani Temptation
Final Rank	8
Fastest Section Time (Section)	0:11.25 (800m)
Top Speed [km/h] (Section)	66.3 (800m)
Race State	Finished

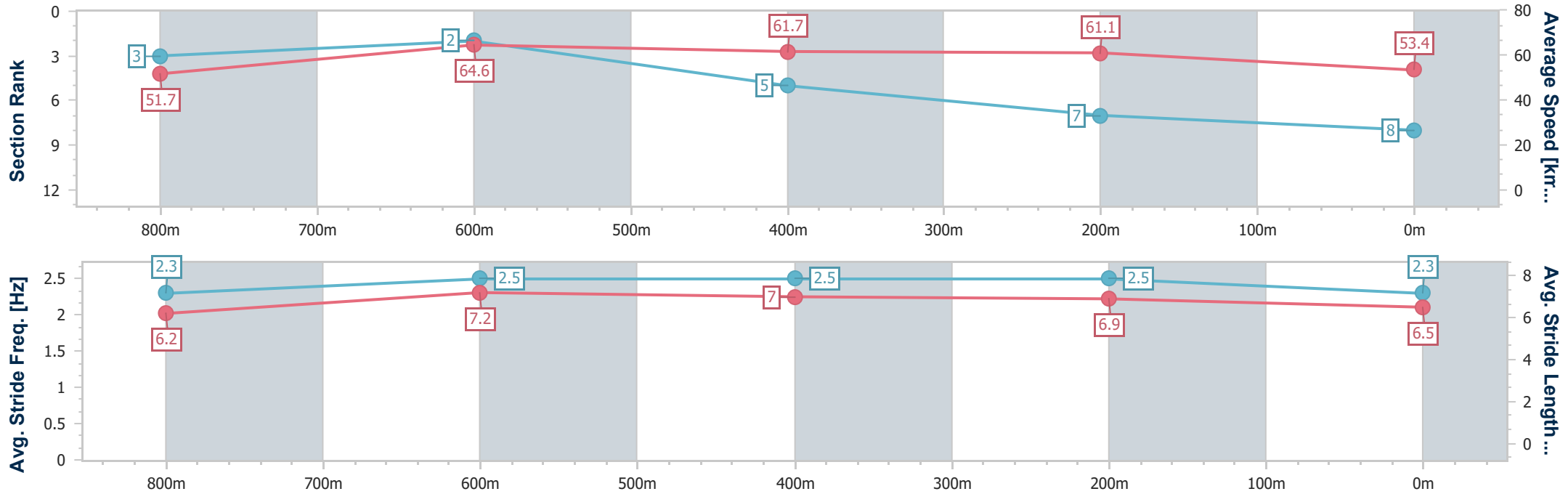


Sunshine Coast QLD Professional
 Race 2: SUNSHINE COAST FALCONS QTIS Three-Year-Old
 Maiden Plate - 1000m
 18 February 2024 - 14:11



Track Rating: Heavy 10, Weather: Fine, Rail Position: True

Section	Overall	800m	600m	400m	200m
Section Times	1:02.37 [8] (0:13.95)	0:48.42 [3] (0:11.25)	0:37.17 [2] (0:11.89)	0:25.28 [5] (0:11.82)	0:13.46 [7] (0:13.46)
Average Speed [km/h]	51.7	64.6	61.7	61.1	53.4
Top Speed [km/h]	65.5	66.3	62.7	62.8	58.5
Avg. Dist. to Rail [m]	13.0	3.6	3.6	7.4	7.5
Avg. Stride Freq. [Hz]	2.3	2.5	2.5	2.5	2.3
Avg. Stride Length [m]	6.2	7.2	7.0	6.9	6.5



- [] Ranking at each section and finish
- .-.- No data available at this section
- NA No data available



Horse/Jockey Name	Fly Fifer
Final Rank	9
Fastest Section Time (Section)	0:11.41 (800m)
Top Speed [km/h] (Section)	65.2 (Overall)
Race State	Finished

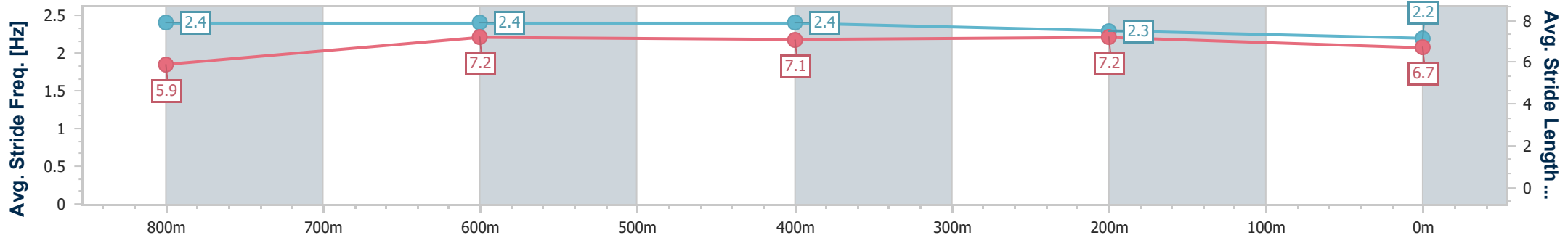
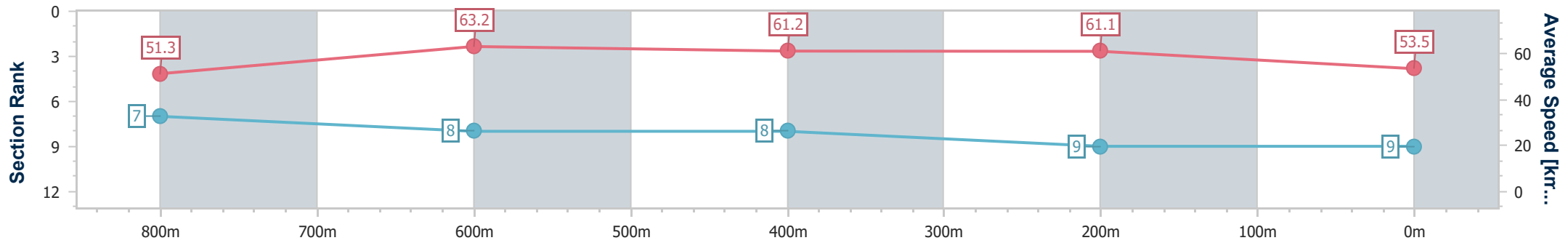


Sunshine Coast QLD Professional
 Race 2: SUNSHINE COAST FALCONS QTIS Three-Year-Old
 Maiden Plate - 1000m
 18 February 2024 - 14:11



Track Rating: Heavy 10, Weather: Fine, Rail Position: True

Section	Overall	800m	600m	400m	200m
Section Times	1:02.65 [9] (0:14.11)	0:48.54 [7] (0:11.41)	0:37.13 [8] (0:11.84)	0:25.29 [8] (0:11.80)	0:13.49 [9] (0:13.49)
Average Speed [km/h]	51.3	63.2	61.2	61.1	53.5
Top Speed [km/h]	65.2	64.6	62.7	62.4	59.2
Avg. Dist. to Rail [m]	8.9	1.8	1.4	6.6	6.4
Avg. Stride Freq. [Hz]	2.4	2.4	2.4	2.3	2.2
Avg. Stride Length [m]	5.9	7.2	7.1	7.2	6.7



- [] Ranking at each section and finish
- .-.- No data available at this section
- NA No data available