



Sunshine Coast QLD Professional
Race 3: THOMPSONS SUSTAINABLE HOMES Fillies and Mares Maiden
Plate - 1200m
18 February 2024 - 14:50



Track Rating: Heavy 10, Weather: Fine, Rail Position: True

Section		Overall	1000m	800m	600m	400m	200m	Last 600m					
Field Times		1:15.14 (0:13.87)	1:01.27 (0:11.49)	0:49.78 (0:12.39)	0:37.39 (0:12.69)	0:24.70 (0:12.08)	0:12.62 (0:12.62)	0:37.39					
Rank	TAB Horse/Jockey	Barrier	Top Speed [km/h]	Fastest Section	Margin							Distance Travelled [m]	
1	5 POLARISING Boris Thornton	12	64.6 Overall	0:11.56 1000m	1:15.14 [1] (0:13.87)	1:01.27 [1] (0:11.56)	0:49.71 [2] (0:12.43)	0:37.28 [2] (0:12.58)	0:24.70 [1] (0:12.08)	0:12.62 [1] (0:12.62)	1:15.14	0:37.28	
2	13 TOROS Anthony Allen	2	65.4 Overall	0:11.62 1000m	1:15.39 [2] (0:13.97)	1:01.42 [2] (0:11.62)	0:49.80 [3] (0:12.34)	0:37.46 [3] (0:12.74)	0:24.72 [3] (0:11.96)	0:12.76 [2] (0:12.76)	1.3L	0:37.46	-1
3	2 INSPIRED SHADOWS Nathan Thomas	3	67.0 Overall	0:11.35 1000m	1:16.64 [3] (0:14.01)	1:02.63 [3] (0:11.35)	0:51.28 [1] (0:12.39)	0:38.89 [1] (0:12.72)	0:26.17 [2] (0:12.54)	0:13.63 [3] (0:13.63)	8.6L	0:38.89	+0

Scratched: Hi Jules (#1), Ready To Mingle (#6), Intrecciato (#3), Lasqueti Boom (#4), Last Line Dance (#7), Lunar Eight (#8), Pickabae (#9), Real Rush (#10), Rosefinch (#11), Talakai (#12)

[] Ranking at each section and finish
 -:-:-:- No data available at this section
 NA No data available

SCN Saddle cloth number
 DNF Did not finish
 DNT Did not track



Horse/Jockey Name	Polarising
Final Rank	1
Fastest Section Time (Section)	0:11.56 (1000m)
Top Speed [km/h] (Section)	64.6 (Overall)
Race State	Finished

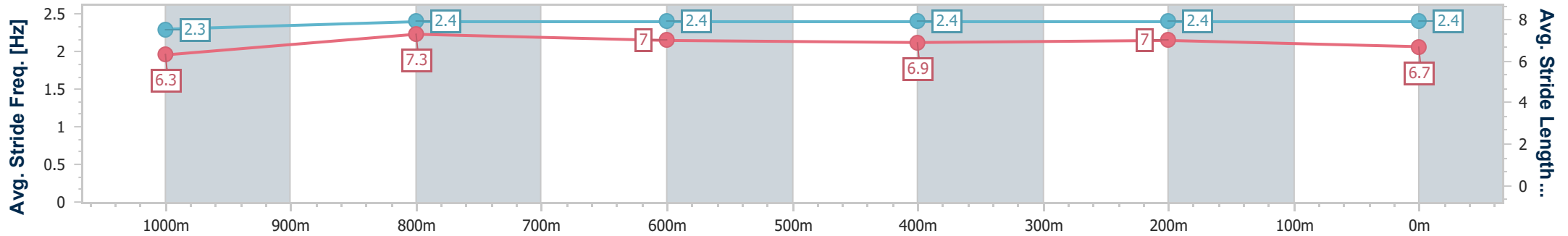
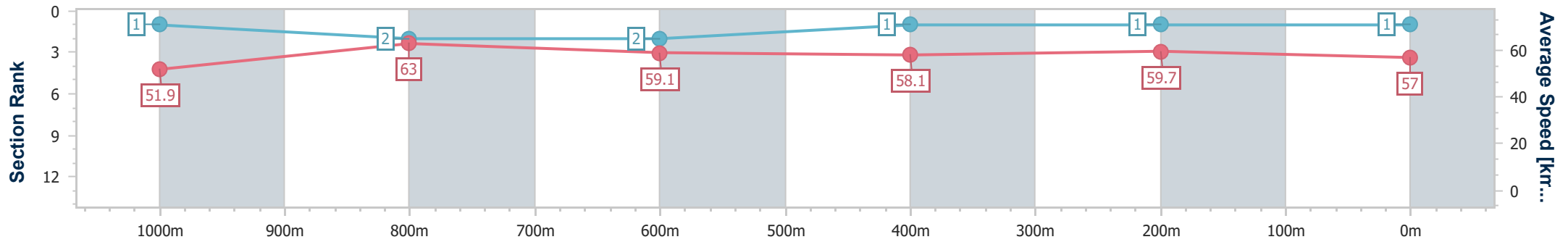


Sunshine Coast QLD Professional
 Race 3: THOMPSONS SUSTAINABLE HOMES Fillies and Mares
 Maiden Plate - 1200m
 18 February 2024 - 14:50



Track Rating: Heavy 10, Weather: Fine, Rail Position: True

Section	Overall	1000m	800m	600m	400m	200m
Section Times	1:15.14 [1] (0:13.87)	1:01.27 [1] (0:11.56)	0:49.71 [2] (0:12.43)	0:37.28 [2] (0:12.58)	0:24.70 [1] (0:12.08)	0:12.62 [1] (0:12.62)
Average Speed [km/h]	51.9	63.0	59.1	58.1	59.7	57.0
Top Speed [km/h]	64.6	64.5	61.1	59.2	60.7	60.5
Avg. Dist. to Rail [m]	7.1	5.3	3.3	2.9	5.4	6.2
Avg. Stride Freq. [Hz]	2.3	2.4	2.4	2.4	2.4	2.4
Avg. Stride Length [m]	6.3	7.3	7.0	6.9	7.0	6.7



- [] Ranking at each section and finish
- .-.- No data available at this section
- NA No data available



Horse/Jockey Name	Toros
Final Rank	2
Fastest Section Time (Section)	0:11.62 (1000m)
Top Speed [km/h] (Section)	65.4 (Overall)
Race State	Finished



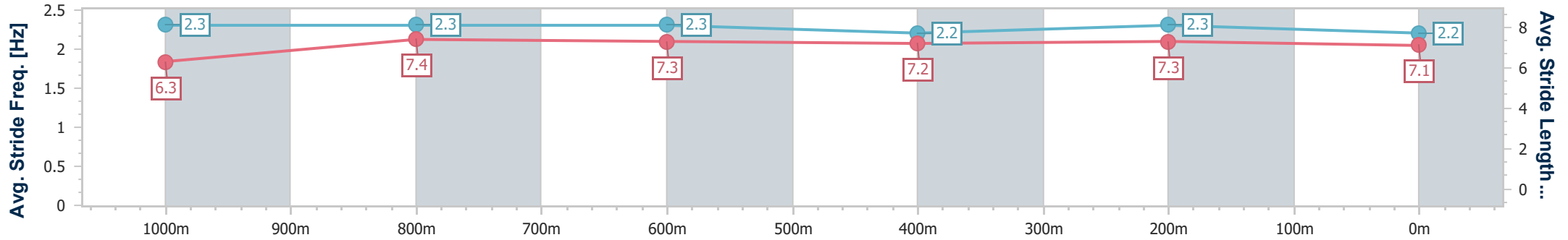
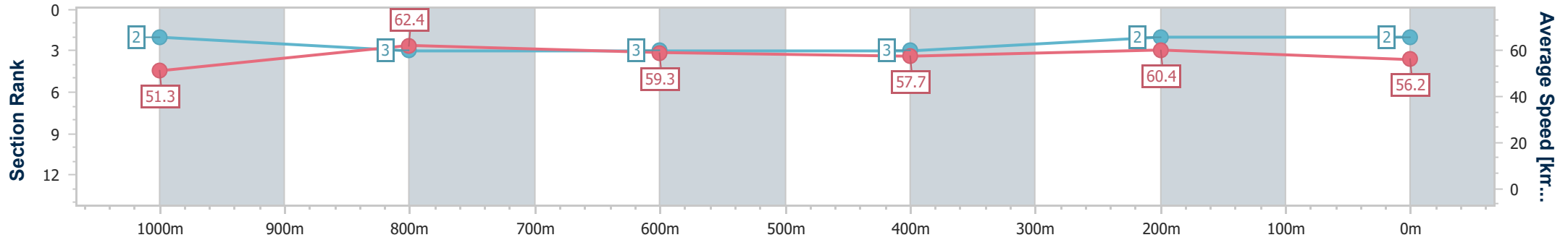
Sunshine Coast QLD Professional
Race 3: THOMPSONS SUSTAINABLE HOMES Fillies and Mares
Maiden Plate - 1200m



18 February 2024 - 14:50

Track Rating: Heavy 10, Weather: Fine, Rail Position: True

Section	Overall	1000m	800m	600m	400m	200m
Section Times	1:15.39 [2] (0:13.97)	1:01.42 [2] (0:11.62)	0:49.80 [3] (0:12.34)	0:37.46 [3] (0:12.74)	0:24.72 [3] (0:11.96)	0:12.76 [2] (0:12.76)
Average Speed [km/h]	51.3	62.4	59.3	57.7	60.4	56.2
Top Speed [km/h]	65.4	64.5	61.5	59.2	61.4	58.9
Avg. Dist. to Rail [m]	3.2	2.3	2.9	3.6	7.0	6.5
Avg. Stride Freq. [Hz]	2.3	2.3	2.3	2.2	2.3	2.2
Avg. Stride Length [m]	6.3	7.4	7.3	7.2	7.3	7.1



- [] Ranking at each section and finish
- .-.- No data available at this section
- NA No data available



Horse/Jockey Name	Inspired Shadows
Final Rank	3
Fastest Section Time (Section)	0:11.35 (1000m)
Top Speed [km/h] (Section)	67.0 (Overall)
Race State	Finished

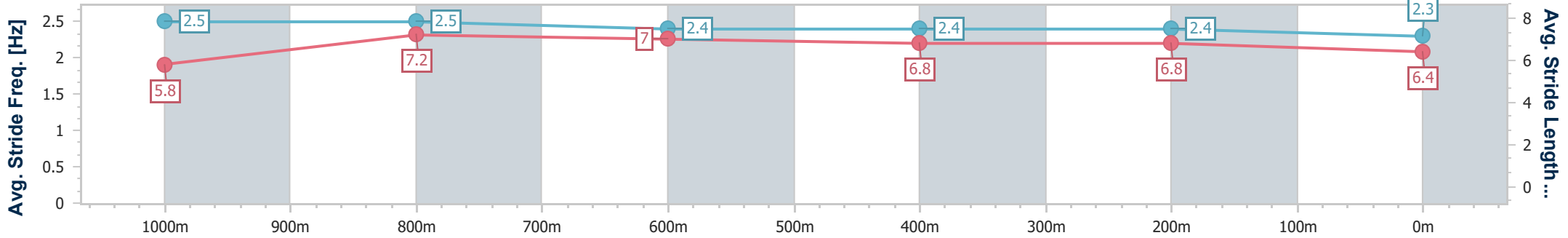
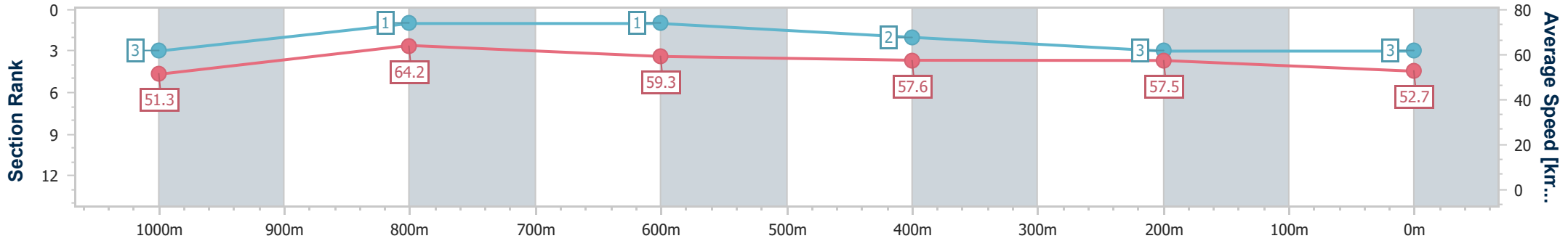


Sunshine Coast QLD Professional
 Race 3: THOMPSONS SUSTAINABLE HOMES Fillies and Mares
 Maiden Plate - 1200m
 18 February 2024 - 14:50



Track Rating: Heavy 10, Weather: Fine, Rail Position: True

Section	Overall	1000m	800m	600m	400m	200m
Section Times	1:16.64 [3] (0:14.01)	1:02.63 [3] (0:11.35)	0:51.28 [1] (0:12.39)	0:38.89 [1] (0:12.72)	0:26.17 [2] (0:12.54)	0:13.63 [3] (0:13.63)
Average Speed [km/h]	51.3	64.2	59.3	57.6	57.5	52.7
Top Speed [km/h]	67.0	66.0	61.9	59.4	59.0	55.9
Avg. Dist. to Rail [m]	5.9	4.5	3.4	2.9	4.9	3.9
Avg. Stride Freq. [Hz]	2.5	2.5	2.4	2.4	2.4	2.3
Avg. Stride Length [m]	5.8	7.2	7.0	6.8	6.8	6.4



- [] Ranking at each section and finish
- .-.- No data available at this section
- NA No data available