



Sunshine Coast QLD Professional

Race 5: COAST STORE OPEN Handicap - 1200m

18 February 2024 - 16:08



Track Rating: Heavy 10, Weather: Fine, Rail Position: True

Section		Overall	1000m	800m	600m	400m	200m	Last 600m					
Field Times		1:12.96 (0:13.83)	0:59.13 (0:11.23)	0:47.90 (0:11.86)	0:36.04 (0:11.86)	0:24.18 (0:11.70)	0:12.48 (0:12.48)	0:36.04					
Rank	TAB Horse/Jockey	Barrier	Top Speed [km/h]	Fastest Section								Margin	Distance Travelled [m]
1	5 HARD REYVA Robbie Dolan	6	65.6 1000m	0:11.21 1000m	1:12.96 [1] (0:14.38)	0:58.58 [5] (0:11.21)	0:47.37 [5] (0:11.70)	0:35.67 [5] (0:11.78)	0:23.89 [5] (0:11.51)	0:12.38 [2] (0:12.38)	1:12.96	0:35.67	
2	10 CRACKER ESSGEE Jim Byrne	1	64.4 1000m	0:11.37 1000m	1:13.13 [2] (0:13.96)	0:59.17 [2] (0:11.37)	0:47.80 [4] (0:11.62)	0:36.18 [2] (0:11.88)	0:24.30 [2] (0:11.65)	0:12.65 [1] (0:12.65)	1L	0:36.18	-3
3	9 IRING Anthony Allen	2	65.7 1000m	0:11.21 1000m	1:13.33 [3] (0:14.40)	0:58.93 [6] (0:11.21)	0:47.72 [6] (0:11.72)	0:36.00 [6] (0:11.95)	0:24.05 [6] (0:11.73)	0:12.32 [6] (0:12.32)	2L	0:36.00	-5
4	6 ZINGALONG Angela Jones	8	65.6 1000m	0:11.23 1000m	1:13.37 [4] (0:13.83)	0:59.54 [1] (0:11.23)	0:48.31 [1] (0:11.86)	0:36.45 [1] (0:12.00)	0:24.45 [3] (0:11.72)	0:12.73 [3] (0:12.73)	2.2L	0:36.45	+2
5	3 RITANI Nikita Beriman	9	65.6 1000m	0:11.19 1000m	1:13.97 [5] (0:14.68)	0:59.29 [7] (0:11.19)	0:48.10 [7] (0:11.61)	0:36.49 [7] (0:11.94)	0:24.55 [7] (0:11.94)	0:12.61 [7] (0:12.61)	5.7L	0:36.49	-3
6	7 ROYAL EXIT Kyle Wilson-Taylor	7	67.1 1000m	0:11.20 1000m	1:14.20 [6] (0:14.01)	1:00.19 [3] (0:11.20)	0:48.99 [2] (0:11.79)	0:37.20 [4] (0:12.02)	0:25.18 [4] (0:11.84)	0:13.34 [4] (0:13.34)	7L	0:37.20	+1
7	8 DARE TO SHARE Shania Willis	5	65.8 Overall	0:11.23 1000m	1:14.63 [7] (0:14.07)	1:00.56 [4] (0:11.23)	0:49.33 [3] (0:11.68)	0:37.65 [3] (0:11.80)	0:25.85 [1] (0:12.16)	0:13.69 [5] (0:13.69)	9.5L	0:37.65	-3

Scratched: La Amigo (#2), Kavak (#4), Axe (#1)

[] Ranking at each section and finish
 -:-:- No data available at this section
 NA No data available

SCN Saddle cloth number
 DNF Did not finish
 DNT Did not track



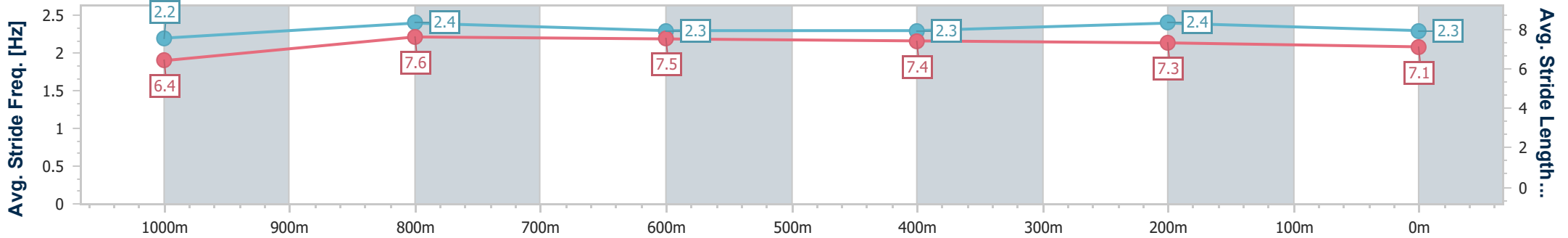
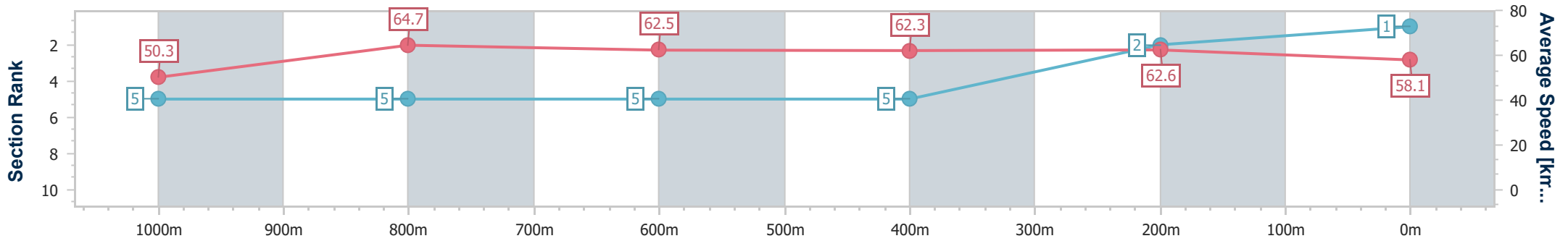
Horse/Jockey Name	Hard Reyva
Final Rank	1
Fastest Section Time (Section)	0:11.21 (1000m)
Top Speed [km/h] (Section)	65.6 (1000m)
Race State	Finished



Sunshine Coast QLD Professional
 Race 5: COAST STORE OPEN Handicap - 1200m
 18 February 2024 - 16:08
 Track Rating: Heavy 10, Weather: Fine, Rail Position: True



Section	Overall	1000m	800m	600m	400m	200m
Section Times	1:12.96 [1] (0:14.38)	0:58.58 [5] (0:11.21)	0:47.37 [5] (0:11.70)	0:35.67 [5] (0:11.78)	0:23.89 [5] (0:11.51)	0:12.38 [2] (0:12.38)
Average Speed [km/h]	50.3	64.7	62.5	62.3	62.6	58.1
Top Speed [km/h]	65.2	65.6	63.3	63.6	64.1	62.0
Avg. Dist. to Rail [m]	7.6	4.5	2.5	3.0	6.9	7.5
Avg. Stride Freq. [Hz]	2.2	2.4	2.3	2.3	2.4	2.3
Avg. Stride Length [m]	6.4	7.6	7.5	7.4	7.3	7.1



- [] Ranking at each section and finish
- .-.- No data available at this section
- NA No data available



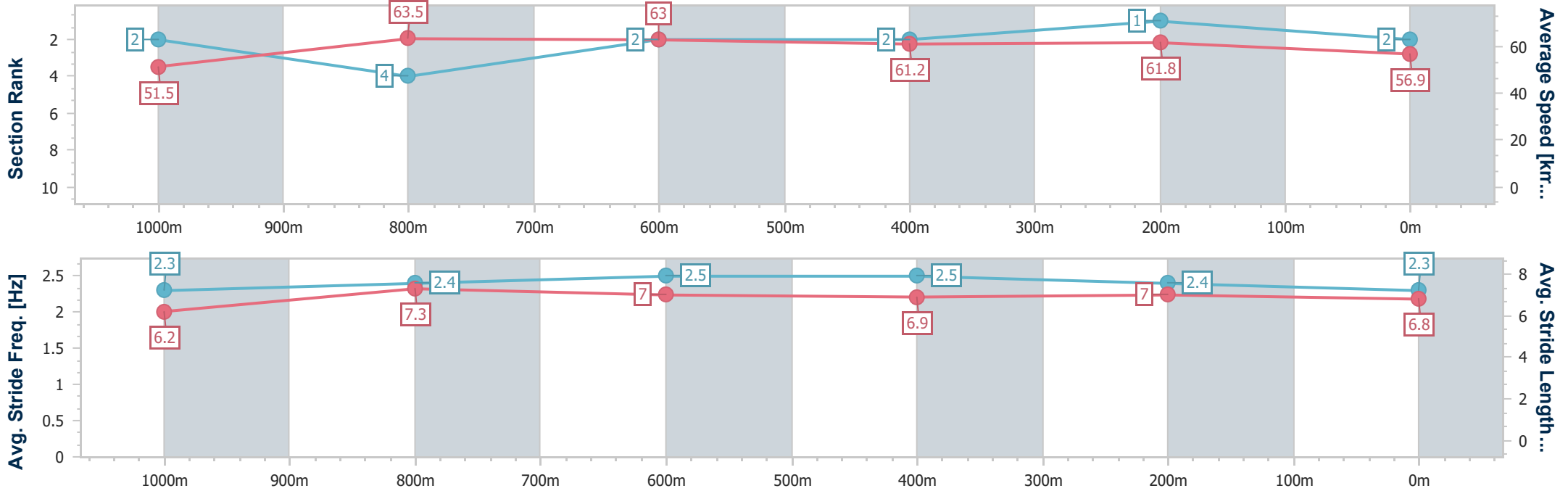
Horse/Jockey Name	Cracker Essgee
Final Rank	2
Fastest Section Time (Section)	0:11.37 (1000m)
Top Speed [km/h] (Section)	64.4 (1000m)
Race State	Finished



Sunshine Coast QLD Professional
 Race 5: COAST STORE OPEN Handicap - 1200m
 18 February 2024 - 16:08
 Track Rating: Heavy 10, Weather: Fine, Rail Position: True



Section	Overall	1000m	800m	600m	400m	200m
Section Times	1:13.13 [2] (0:13.96)	0:59.17 [2] (0:11.37)	0:47.80 [4] (0:11.62)	0:36.18 [2] (0:11.88)	0:24.30 [2] (0:11.65)	0:12.65 [1] (0:12.65)
Average Speed [km/h]	51.5	63.5	63.0	61.2	61.8	56.9
Top Speed [km/h]	64.2	64.4	63.8	63.0	63.4	60.9
Avg. Dist. to Rail [m]	3.1	1.7	2.0	2.2	5.4	5.2
Avg. Stride Freq. [Hz]	2.3	2.4	2.5	2.5	2.4	2.3
Avg. Stride Length [m]	6.2	7.3	7.0	6.9	7.0	6.8



- [] Ranking at each section and finish
- .-.- No data available at this section
- NA No data available



Horse/Jockey Name	Iring
Final Rank	3
Fastest Section Time (Section)	0:11.21 (1000m)
Top Speed [km/h] (Section)	65.7 (1000m)
Race State	Finished



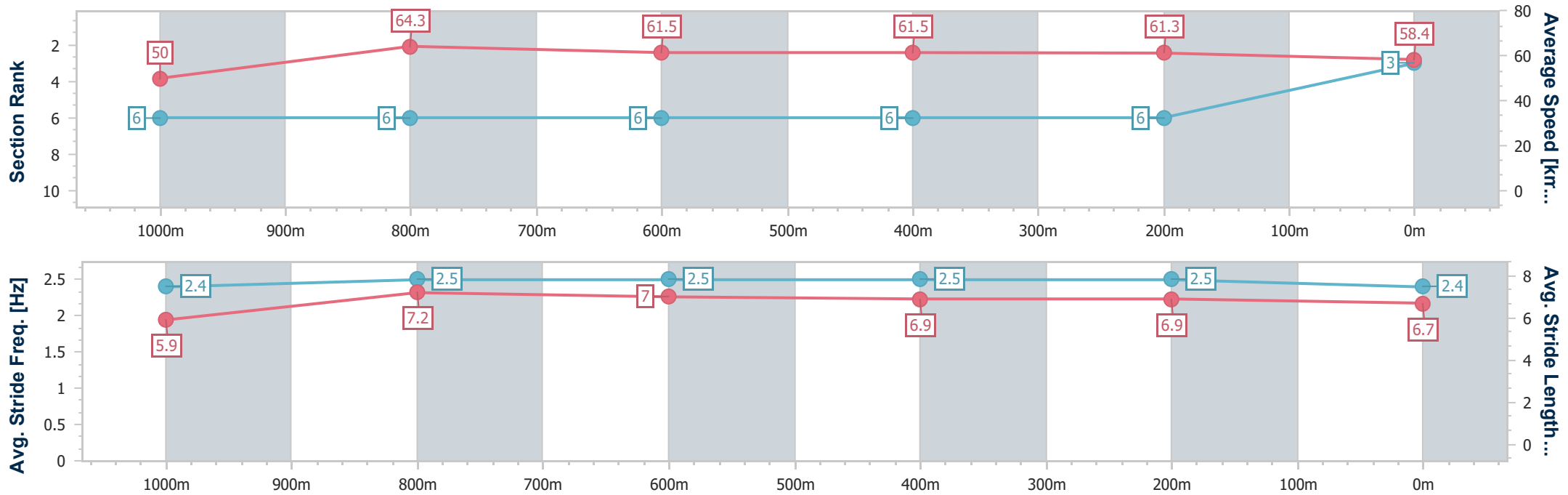
Sunshine Coast QLD Professional
Race 5: COAST STORE OPEN Handicap - 1200m



18 February 2024 - 16:08

Track Rating: Heavy 10, Weather: Fine, Rail Position: True

Section	Overall	1000m	800m	600m	400m	200m
Section Times	1:13.33 [3] (0:14.40)	0:58.93 [6] (0:11.21)	0:47.72 [6] (0:11.72)	0:36.00 [6] (0:11.95)	0:24.05 [6] (0:11.73)	0:12.32 [6] (0:12.32)
Average Speed [km/h]	50.0	64.3	61.5	61.5	61.3	58.4
Top Speed [km/h]	65.0	65.7	62.8	62.2	62.3	61.0
Avg. Dist. to Rail [m]	3.1	0.2	0.9	2.9	8.4	9.0
Avg. Stride Freq. [Hz]	2.4	2.5	2.5	2.5	2.5	2.4
Avg. Stride Length [m]	5.9	7.2	7.0	6.9	6.9	6.7



- [] Ranking at each section and finish
- .-.- No data available at this section
- NA No data available



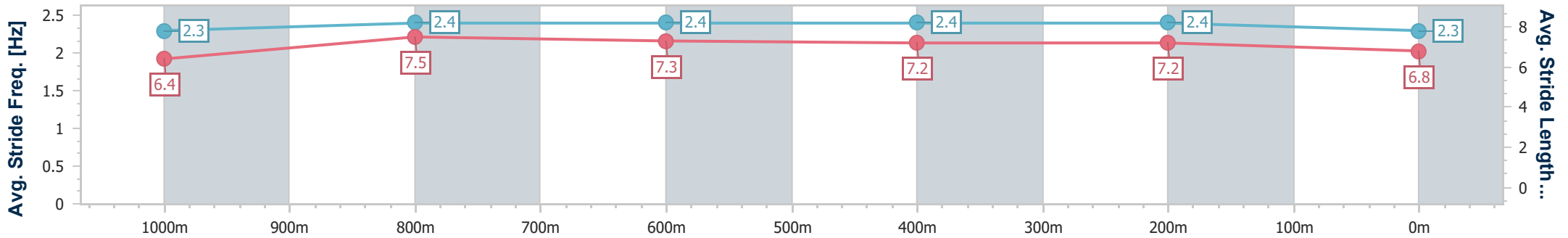
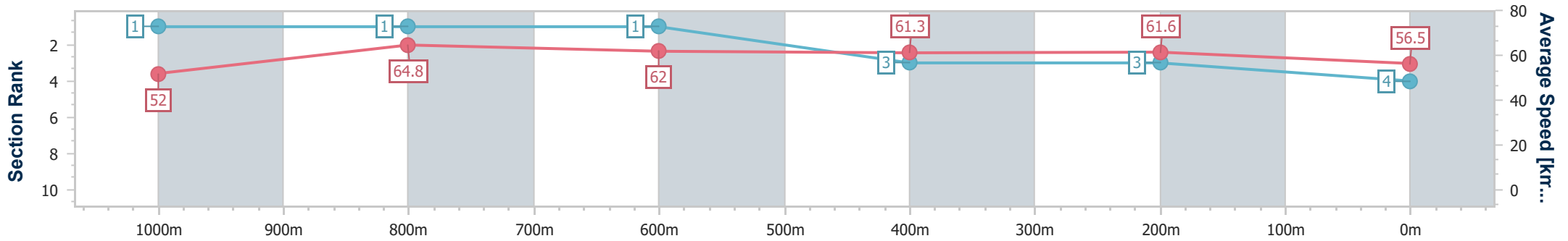
Horse/Jockey Name	Zingalong
Final Rank	4
Fastest Section Time (Section)	0:11.23 (1000m)
Top Speed [km/h] (Section)	65.6 (1000m)
Race State	Finished



Sunshine Coast QLD Professional
 Race 5: COAST STORE OPEN Handicap - 1200m
 18 February 2024 - 16:08
 Track Rating: Heavy 10, Weather: Fine, Rail Position: True



Section	Overall	1000m	800m	600m	400m	200m
Section Times	1:13.37 [4] (0:13.83)	0:59.54 [1] (0:11.23)	0:48.31 [1] (0:11.86)	0:36.45 [1] (0:12.00)	0:24.45 [3] (0:11.72)	0:12.73 [3] (0:12.73)
Average Speed [km/h]	52.0	64.8	62.0	61.3	61.6	56.5
Top Speed [km/h]	65.6	65.6	63.5	63.5	62.6	59.6
Avg. Dist. to Rail [m]	7.2	3.4	3.9	3.9	5.3	6.1
Avg. Stride Freq. [Hz]	2.3	2.4	2.4	2.4	2.4	2.3
Avg. Stride Length [m]	6.4	7.5	7.3	7.2	7.2	6.8



- [] Ranking at each section and finish
- .-.- No data available at this section
- NA No data available



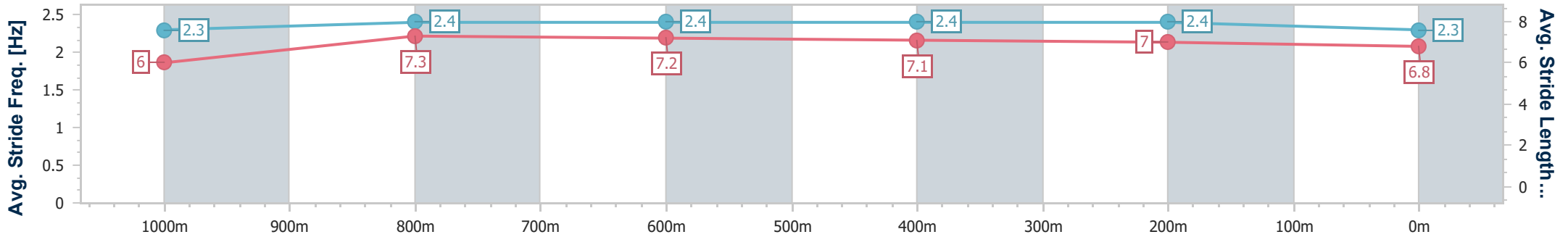
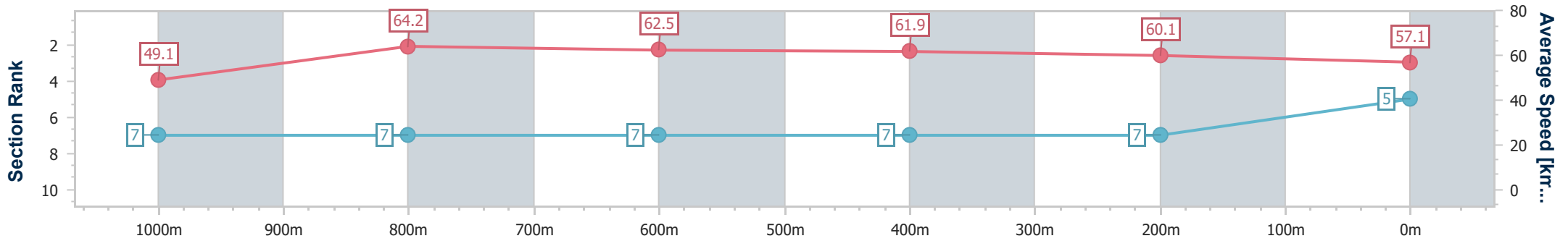
Horse/Jockey Name	Ritani
Final Rank	5
Fastest Section Time (Section)	0:11.19 (1000m)
Top Speed [km/h] (Section)	65.6 (1000m)
Race State	Finished



Sunshine Coast QLD Professional
 Race 5: COAST STORE OPEN Handicap - 1200m
 18 February 2024 - 16:08
 Track Rating: Heavy 10, Weather: Fine, Rail Position: True



Section	Overall	1000m	800m	600m	400m	200m
Section Times	1:13.97 [5] (0:14.68)	0:59.29 [7] (0:11.19)	0:48.10 [7] (0:11.61)	0:36.49 [7] (0:11.94)	0:24.55 [7] (0:11.94)	0:12.61 [7] (0:12.61)
Average Speed [km/h]	49.1	64.2	62.5	61.9	60.1	57.1
Top Speed [km/h]	65.2	65.6	63.6	63.2	61.4	59.2
Avg. Dist. to Rail [m]	7.5	0.6	1.3	3.8	6.8	6.6
Avg. Stride Freq. [Hz]	2.3	2.4	2.4	2.4	2.4	2.3
Avg. Stride Length [m]	6.0	7.3	7.2	7.1	7.0	6.8



- [] Ranking at each section and finish
- .-.- No data available at this section
- NA No data available



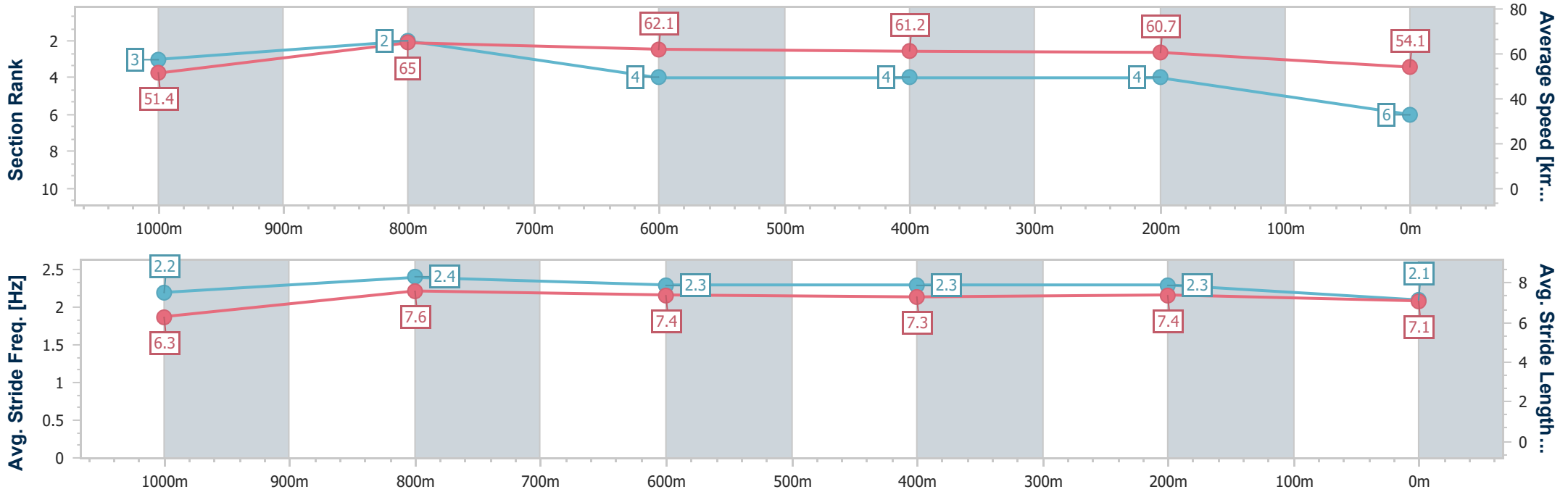
Horse/Jockey Name	Royal Exit
Final Rank	6
Fastest Section Time (Section)	0:11.20 (1000m)
Top Speed [km/h] (Section)	67.1 (1000m)
Race State	Finished



Sunshine Coast QLD Professional
 Race 5: COAST STORE OPEN Handicap - 1200m
 18 February 2024 - 16:08
 Track Rating: Heavy 10, Weather: Fine, Rail Position: True



Section	Overall	1000m	800m	600m	400m	200m
Section Times	1:14.20 [6] (0:14.01)	1:00.19 [3] (0:11.20)	0:48.99 [2] (0:11.79)	0:37.20 [4] (0:12.02)	0:25.18 [4] (0:11.84)	0:13.34 [4] (0:13.34)
Average Speed [km/h]	51.4	65.0	62.1	61.2	60.7	54.1
Top Speed [km/h]	66.9	67.1	63.2	62.6	62.0	58.3
Avg. Dist. to Rail [m]	8.1	3.9	3.1	3.5	5.0	5.8
Avg. Stride Freq. [Hz]	2.2	2.4	2.3	2.3	2.3	2.1
Avg. Stride Length [m]	6.3	7.6	7.4	7.3	7.4	7.1



- [] Ranking at each section and finish
- .-.- No data available at this section
- NA No data available



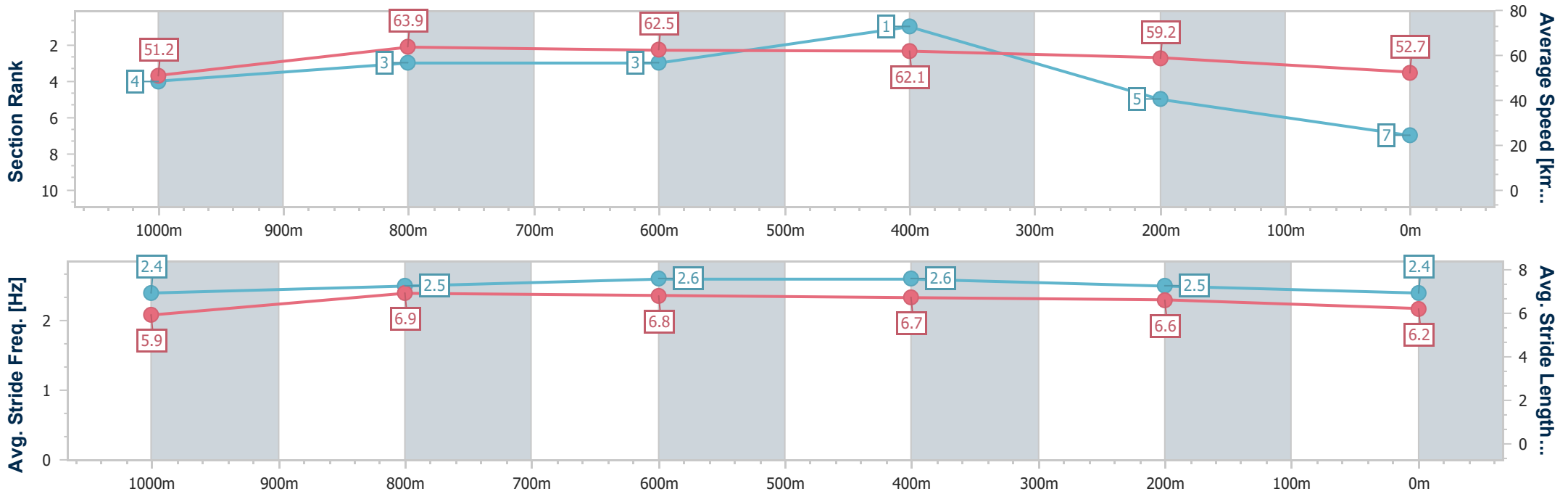
Horse/Jockey Name	Dare To Share
Final Rank	7
Fastest Section Time (Section)	0:11.23 (1000m)
Top Speed [km/h] (Section)	65.8 (Overall)
Race State	Finished



Sunshine Coast QLD Professional
 Race 5: COAST STORE OPEN Handicap - 1200m
 18 February 2024 - 16:08
 Track Rating: Heavy 10, Weather: Fine, Rail Position: True



Section	Overall	1000m	800m	600m	400m	200m
Section Times	1:14.63 [7] (0:14.07)	1:00.56 [4] (0:11.23)	0:49.33 [3] (0:11.68)	0:37.65 [3] (0:11.80)	0:25.85 [1] (0:12.16)	0:13.69 [5] (0:13.69)
Average Speed [km/h]	51.2	63.9	62.5	62.1	59.2	52.7
Top Speed [km/h]	65.8	65.8	63.7	63.7	60.2	57.6
Avg. Dist. to Rail [m]	3.0	0.7	2.1	2.7	4.8	4.8
Avg. Stride Freq. [Hz]	2.4	2.5	2.6	2.6	2.5	2.4
Avg. Stride Length [m]	5.9	6.9	6.8	6.7	6.6	6.2



- [] Ranking at each section and finish
- .-.- No data available at this section
- NA No data available