



Sunshine Coast QLD Professional

Race 8: WIDEWOOD TRANSPORT BENCHMARK 85 Handicap - 1000m

18 February 2024 - 17:51



Track Rating: Heavy 10, Weather: Fine, Rail Position: True

Section												Last 600m	
Field Times		Overall	800m	600m	400m	200m						0:35.14	
		0:59.32 (0:13.39)	0:45.93 (0:10.79)	0:35.14 (0:11.75)	0:23.39 (0:11.29)	0:12.10 (0:12.10)							
Rank	TAB	Horse/Jockey	Barrier	Top Speed [km/h]	Fastest Section						Margin		Distance Travelled [m]
1	13	HAKKAI MARU Robbie Dolan	11	68.7 800m	0:10.83 800m	0:59.32 [1] (0:13.64)	0:45.68 [4] (0:10.83)	0:34.85 [4] (0:11.46)	0:23.39 [1] (0:11.29)	0:12.10 [1] (0:12.10)	0:59.32	0:34.85	
2	8	WANDA ROX Mark Du Plessis	2	67.7 800m	0:10.96 800m	0:59.49 [2] (0:13.66)	0:45.83 [5] (0:10.96)	0:34.87 [5] (0:11.62)	0:23.25 [7] (0:11.17)	0:12.08 [3] (0:12.08)	1L	0:34.87	-7
3	1	MISHANI SNIPER Jasper Franklin	6	68.4 800m	0:10.94 800m	0:59.51 [3] (0:13.46)	0:46.05 [3] (0:10.94)	0:35.11 [3] (0:11.73)	0:23.38 [4] (0:11.38)	0:12.00 [6] (0:12.00)	1.1L	0:35.11	-3
4	7	RELIABLE RUBY Damien Thornton	1	67.4 800m	0:10.79 800m	0:59.58 [4] (0:13.93)	0:45.65 [10] (0:10.79)	0:34.86 [7] (0:11.50)	0:23.36 [6] (0:11.18)	0:12.18 [2] (0:12.18)	1.4L	0:34.86	-8
5	12	OUTWEIGHED Sean Cormack	8	69.0 800m	0:10.80 800m	0:59.91 [5] (0:13.43)	0:46.48 [2] (0:10.80)	0:35.68 [2] (0:11.71)	0:23.97 [2] (0:11.50)	0:12.47 [4] (0:12.47)	3.2L	0:35.68	-3
6	3	MAXIMUM OUTPUT Bailey Wheeler	13	68.0 800m	0:11.05 800m	1:00.25 [6] (0:13.66)	0:46.59 [6] (0:11.05)	0:35.54 [6] (0:11.51)	0:24.03 [5] (0:11.29)	0:12.74 [5] (0:12.74)	5L	0:35.54	+2
7	5	SIR WARWICK Jim Byrne	10	68.5 800m	0:10.96 800m	1:00.34 [7] (0:13.97)	0:46.37 [11] (0:10.96)	0:35.41 [11] (0:11.56)	0:23.85 [9] (0:11.28)	0:12.57 [8] (0:12.57)	5.4L	0:35.41	+4
8	11	KAT CHINNA Cejay Graham	5	68.8 800m	0:10.79 800m	1:00.38 [8] (0:13.39)	0:46.99 [1] (0:10.79)	0:36.20 [1] (0:11.77)	0:24.43 [3] (0:11.58)	0:12.85 [7] (0:12.85)	5.6L	0:36.20	-7
9	9	KOOLED Georgina Cartwright	4	68.3 800m	0:11.01 800m	1:00.80 [9] (0:13.83)	0:46.97 [9] (0:11.01)	0:35.96 [10] (0:11.76)	0:24.20 [11] (0:11.46)	0:12.74 [10] (0:12.74)	7.9L	0:35.96	-1
10	6	KAVAK Jake Bayliss	7	67.3 800m	0:11.11 800m	1:01.14 [10] (0:13.70)	0:47.44 [7] (0:11.11)	0:36.33 [9] (0:11.70)	0:24.63 [10] (0:11.53)	0:13.10 [9] (0:13.10)	9.7L	0:36.33	+0

Scratched: Gemelon Bolt (#4), Fetch (#10)

[] Ranking at each section and finish
 -:-:- No data available at this section
 NA No data available

SCN Saddle cloth number
 DNF Did not finish
 DNT Did not track



Sunshine Coast QLD Professional

Race 8: WIDEWOOD TRANSPORT BENCHMARK 85 Handicap - 1000m

18 February 2024 - 17:51



Track Rating: Heavy 10, Weather: Fine, Rail Position: True

Section	Overall	800m	600m	400m	200m	Last 600m
Field Times	0:59.32 (0:13.39)	0:45.93 (0:10.79)	0:35.14 (0:11.75)	0:23.39 (0:11.29)	0:12.10 (0:12.10)	0:35.14

Rank	TAB	Horse/Jockey	Barrier	Top Speed [km/h]	Fastest Section	Margin	Distance Travelled [m]						
11	2	SUPERARE Angela Jones	3	67.0 800m	0:10.97 800m	1:02.00 [11] (0:13.81)	0:48.19 [8] (0:10.97)	0:37.22 [8] (0:11.70)	0:25.52 [8] (0:11.70)	0:13.82 [11] (0:13.82)	14.7L	0:37.22	-5

Scratched: Gemelon Bolt (#4), Fetch (#10)

[] Ranking at each section and finish
 -:-:- No data available at this section
 NA No data available

SCN Saddle cloth number
 DNF Did not finish
 DNT Did not track



Horse/Jockey Name	Hakkai Maru
Final Rank	1
Fastest Section Time (Section)	0:10.83 (800m)
Top Speed [km/h] (Section)	68.7 (800m)
Race State	Finished



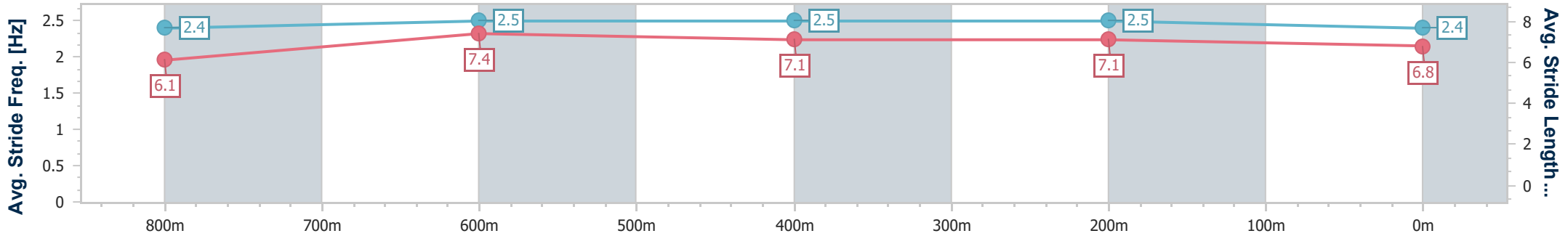
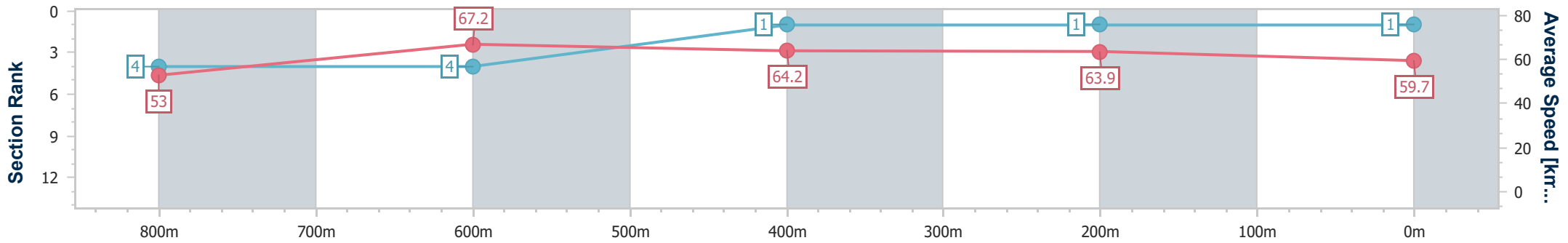
Sunshine Coast QLD Professional
Race 8: WIDEWOOD TRANSPORT BENCHMARK 85 Handicap - 1000m



18 February 2024 - 17:51

Track Rating: Heavy 10, Weather: Fine, Rail Position: True

Section	Overall	800m	600m	400m	200m
Section Times	0:59.32 [1] (0:13.64)	0:45.68 [4] (0:10.83)	0:34.85 [4] (0:11.46)	0:23.39 [1] (0:11.29)	0:12.10 [1] (0:12.10)
Average Speed [km/h]	53.0	67.2	64.2	63.9	59.7
Top Speed [km/h]	68.3	68.7	67.0	65.0	63.2
Avg. Dist. to Rail [m]	13.3	4.2	4.0	8.2	6.6
Avg. Stride Freq. [Hz]	2.4	2.5	2.5	2.5	2.4
Avg. Stride Length [m]	6.1	7.4	7.1	7.1	6.8



- [] Ranking at each section and finish
- .-.- No data available at this section
- NA No data available



Horse/Jockey Name	Wanda Rox
Final Rank	2
Fastest Section Time (Section)	0:10.96 (800m)
Top Speed [km/h] (Section)	67.7 (800m)
Race State	Finished



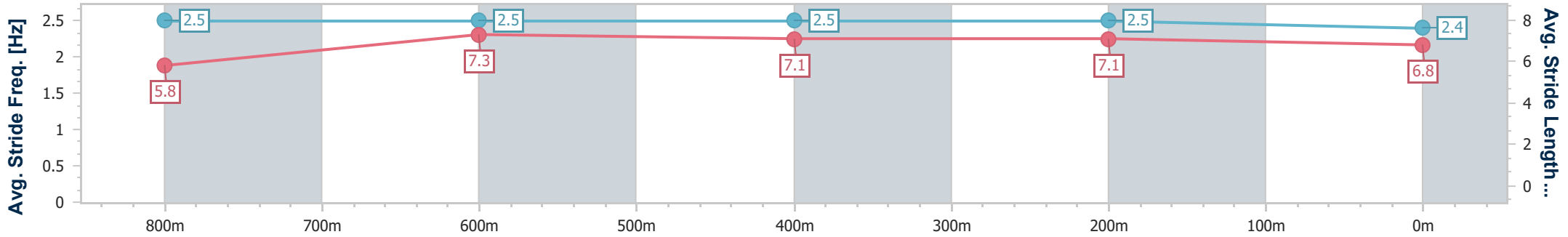
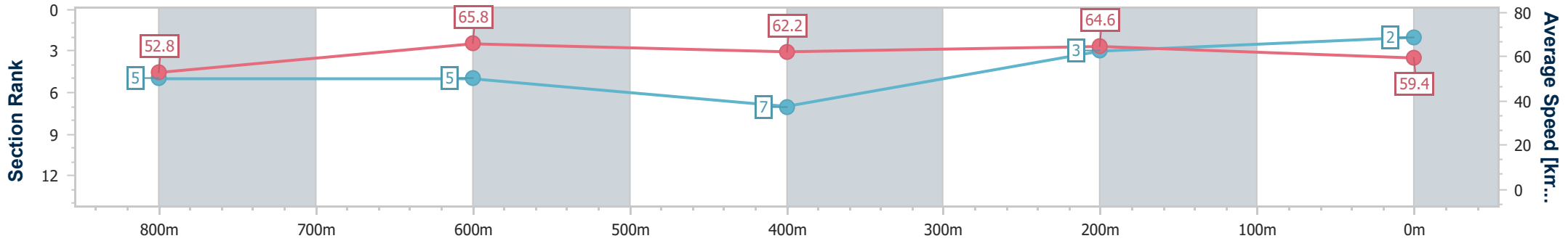
Sunshine Coast QLD Professional
Race 8: WIDEWOOD TRANSPORT BENCHMARK 85 Handicap - 1000m



18 February 2024 - 17:51

Track Rating: Heavy 10, Weather: Fine, Rail Position: True

Section	Overall	800m	600m	400m	200m
Section Times	0:59.49 [2] (0:13.66)	0:45.83 [5] (0:10.96)	0:34.87 [5] (0:11.62)	0:23.25 [7] (0:11.17)	0:12.08 [3] (0:12.08)
Average Speed [km/h]	52.8	65.8	62.2	64.6	59.4
Top Speed [km/h]	65.2	67.7	66.0	65.3	63.5
Avg. Dist. to Rail [m]	6.1	1.0	0.9	4.0	4.7
Avg. Stride Freq. [Hz]	2.5	2.5	2.5	2.5	2.4
Avg. Stride Length [m]	5.8	7.3	7.1	7.1	6.8



- [] Ranking at each section and finish
- .-.- No data available at this section
- NA No data available



Horse/Jockey Name	Mishani Sniper
Final Rank	3
Fastest Section Time (Section)	0:10.94 (800m)
Top Speed [km/h] (Section)	68.4 (800m)
Race State	Finished



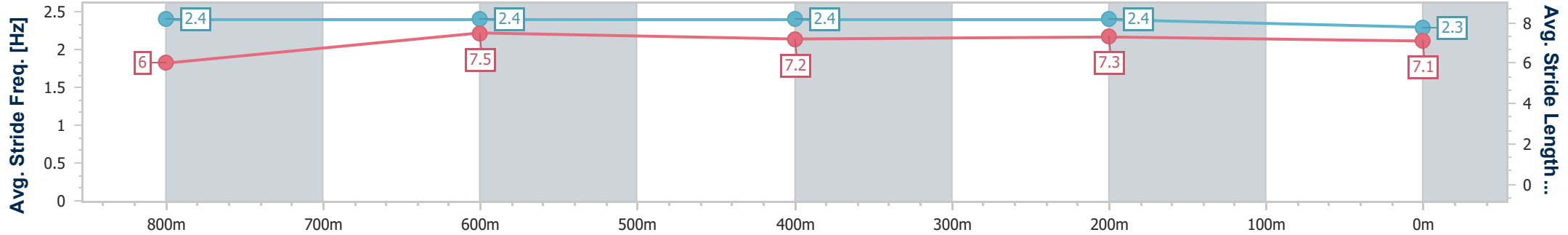
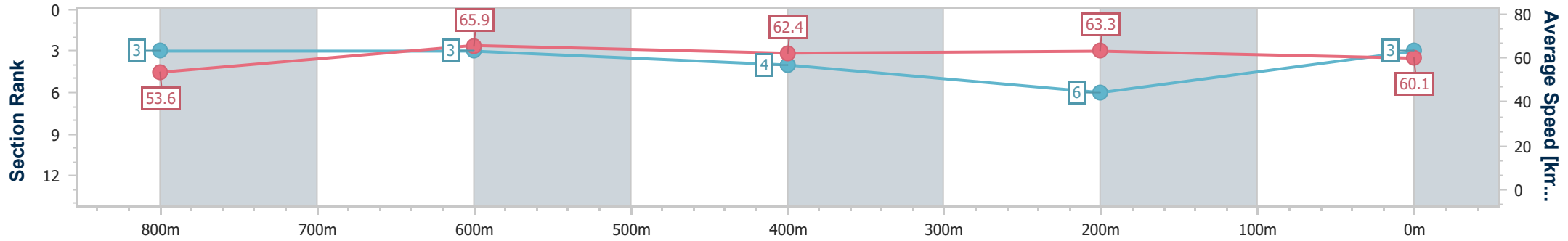
Sunshine Coast QLD Professional
Race 8: WIDEWOOD TRANSPORT BENCHMARK 85 Handicap - 1000m



18 February 2024 - 17:51

Track Rating: Heavy 10, Weather: Fine, Rail Position: True

Section	Overall	800m	600m	400m	200m
Section Times	0:59.51 [3] (0:13.46)	0:46.05 [3] (0:10.94)	0:35.11 [3] (0:11.73)	0:23.38 [4] (0:11.38)	0:12.00 [6] (0:12.00)
Average Speed [km/h]	53.6	65.9	62.4	63.3	60.1
Top Speed [km/h]	68.2	68.4	64.6	64.0	63.6
Avg. Dist. to Rail [m]	9.1	1.9	2.9	5.4	6.3
Avg. Stride Freq. [Hz]	2.4	2.4	2.4	2.4	2.3
Avg. Stride Length [m]	6.0	7.5	7.2	7.3	7.1



- [] Ranking at each section and finish
- .-.- No data available at this section
- NA No data available



Horse/Jockey Name	Reliable Ruby
Final Rank	4
Fastest Section Time (Section)	0:10.79 (800m)
Top Speed [km/h] (Section)	67.4 (800m)
Race State	Finished



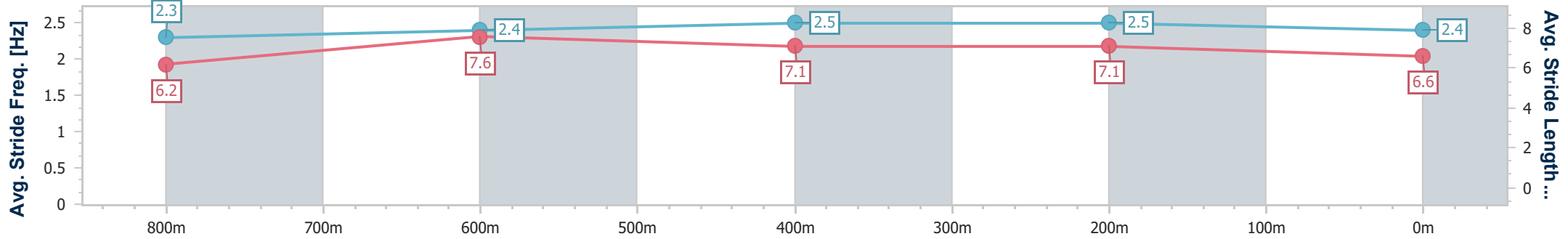
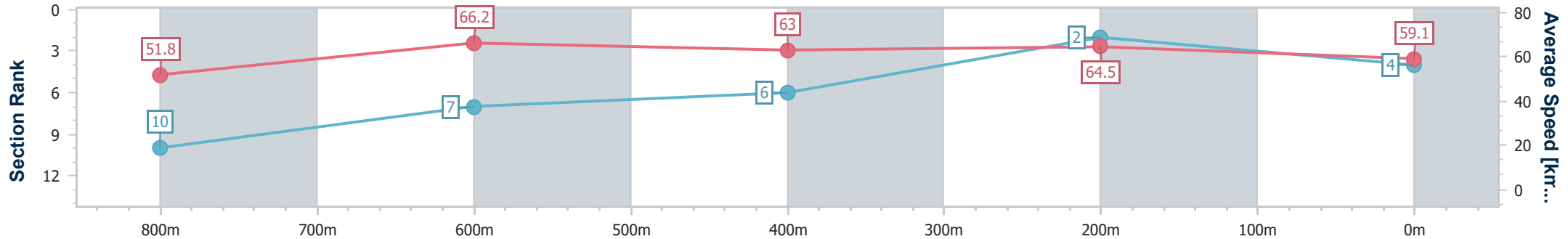
Sunshine Coast QLD Professional
Race 8: WIDEWOOD TRANSPORT BENCHMARK 85 Handicap - 1000m



18 February 2024 - 17:51

Track Rating: Heavy 10, Weather: Fine, Rail Position: True

Section	Overall	800m	600m	400m	200m
Section Times	0:59.58 [4] (0:13.93)	0:45.65 [10] (0:10.79)	0:34.86 [7] (0:11.50)	0:23.36 [6] (0:11.18)	0:12.18 [2] (0:12.18)
Average Speed [km/h]	51.8	66.2	63.0	64.5	59.1
Top Speed [km/h]	65.1	67.4	67.0	66.0	63.6
Avg. Dist. to Rail [m]	4.1	1.1	0.7	3.7	3.4
Avg. Stride Freq. [Hz]	2.3	2.4	2.5	2.5	2.4
Avg. Stride Length [m]	6.2	7.6	7.1	7.1	6.6



- [] Ranking at each section and finish
- .-.- No data available at this section
- NA No data available



Horse/Jockey Name	Outweighed
Final Rank	5
Fastest Section Time (Section)	0:10.80 (800m)
Top Speed [km/h] (Section)	69.0 (800m)
Race State	Finished



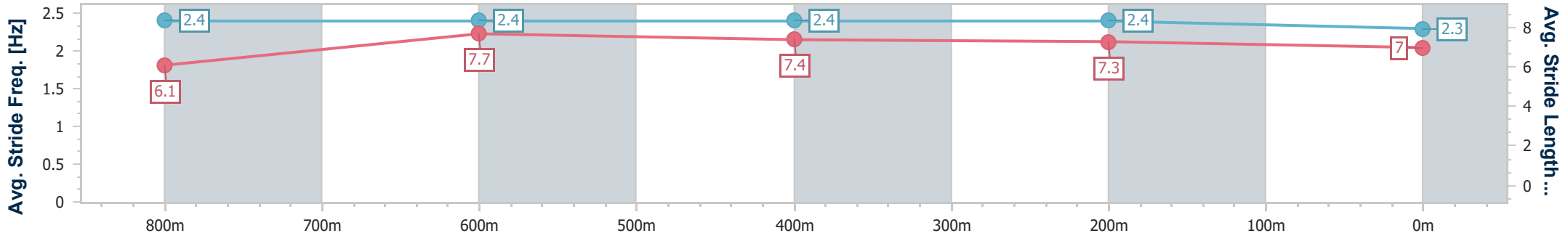
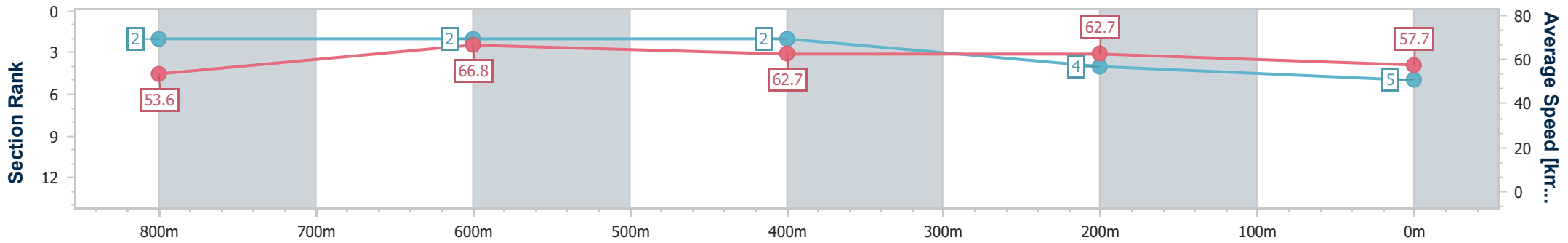
Sunshine Coast QLD Professional
Race 8: WIDEWOOD TRANSPORT BENCHMARK 85 Handicap - 1000m



18 February 2024 - 17:51

Track Rating: Heavy 10, Weather: Fine, Rail Position: True

Section	Overall	800m	600m	400m	200m
Section Times	0:59.91 [5] (0:13.43)	0:46.48 [2] (0:10.80)	0:35.68 [2] (0:11.71)	0:23.97 [2] (0:11.50)	0:12.47 [4] (0:12.47)
Average Speed [km/h]	53.6	66.8	62.7	62.7	57.7
Top Speed [km/h]	68.9	69.0	65.1	64.0	62.0
Avg. Dist. to Rail [m]	10.5	1.6	3.0	7.9	9.0
Avg. Stride Freq. [Hz]	2.4	2.4	2.4	2.4	2.3
Avg. Stride Length [m]	6.1	7.7	7.4	7.3	7.0



- [] Ranking at each section and finish
- .-.- No data available at this section
- NA No data available



Horse/Jockey Name	Maximum Output
Final Rank	6
Fastest Section Time (Section)	0:11.05 (800m)
Top Speed [km/h] (Section)	68.0 (800m)
Race State	Finished



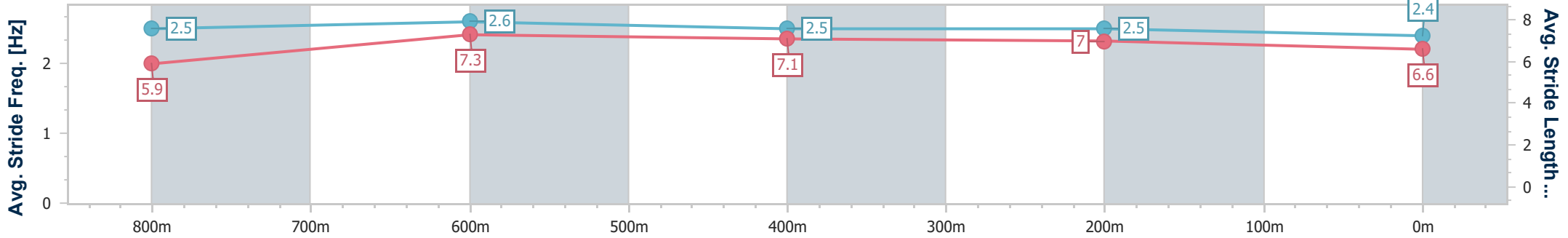
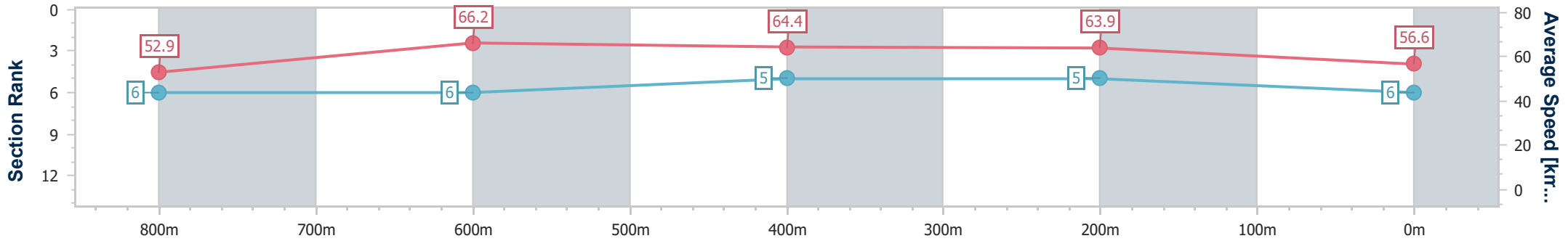
Sunshine Coast QLD Professional
Race 8: WIDEWOOD TRANSPORT BENCHMARK 85 Handicap - 1000m



18 February 2024 - 17:51

Track Rating: Heavy 10, Weather: Fine, Rail Position: True

Section	Overall	800m	600m	400m	200m
Section Times	1:00.25 [6] (0:13.66)	0:46.59 [6] (0:11.05)	0:35.54 [6] (0:11.51)	0:24.03 [5] (0:11.29)	0:12.74 [5] (0:12.74)
Average Speed [km/h]	52.9	66.2	64.4	63.9	56.6
Top Speed [km/h]	68.0	68.0	66.1	64.6	61.5
Avg. Dist. to Rail [m]	14.9	5.5	4.9	9.4	11.2
Avg. Stride Freq. [Hz]	2.5	2.6	2.5	2.5	2.4
Avg. Stride Length [m]	5.9	7.3	7.1	7.0	6.6



- [] Ranking at each section and finish
- .-.- No data available at this section
- NA No data available



Horse/Jockey Name	Sir Warwick
Final Rank	7
Fastest Section Time (Section)	0:10.96 (800m)
Top Speed [km/h] (Section)	68.5 (800m)
Race State	Finished



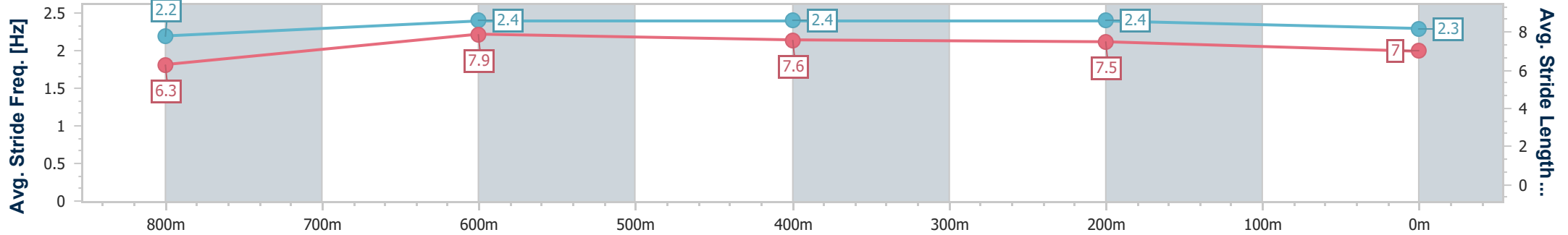
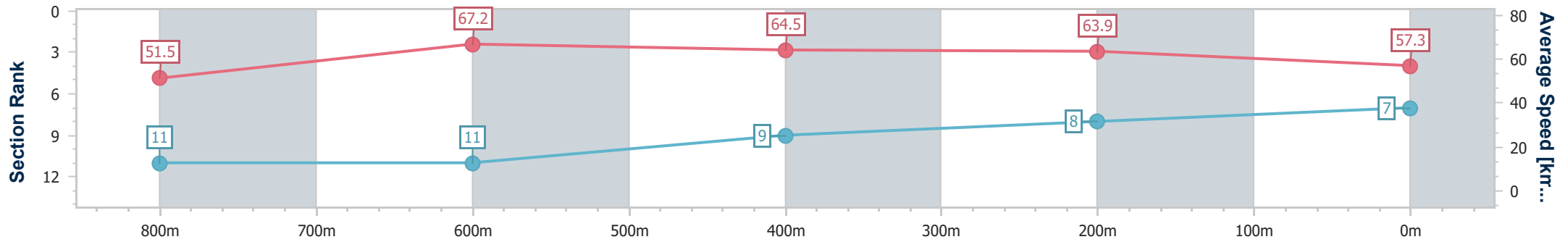
Sunshine Coast QLD Professional
Race 8: WIDEWOOD TRANSPORT BENCHMARK 85 Handicap - 1000m



18 February 2024 - 17:51

Track Rating: Heavy 10, Weather: Fine, Rail Position: True

Section	Overall	800m	600m	400m	200m
Section Times	1:00.34 [7] (0:13.97)	0:46.37 [11] (0:10.96)	0:35.41 [11] (0:11.56)	0:23.85 [9] (0:11.28)	0:12.57 [8] (0:12.57)
Average Speed [km/h]	51.5	67.2	64.5	63.9	57.3
Top Speed [km/h]	66.2	68.5	66.2	66.1	62.4
Avg. Dist. to Rail [m]	13.3	6.2	6.2	10.0	10.0
Avg. Stride Freq. [Hz]	2.2	2.4	2.4	2.4	2.3
Avg. Stride Length [m]	6.3	7.9	7.6	7.5	7.0



- [] Ranking at each section and finish
- .-.- No data available at this section
- NA No data available



Horse/Jockey Name	Kat Chinna
Final Rank	8
Fastest Section Time (Section)	0:10.79 (800m)
Top Speed [km/h] (Section)	68.8 (800m)
Race State	Finished



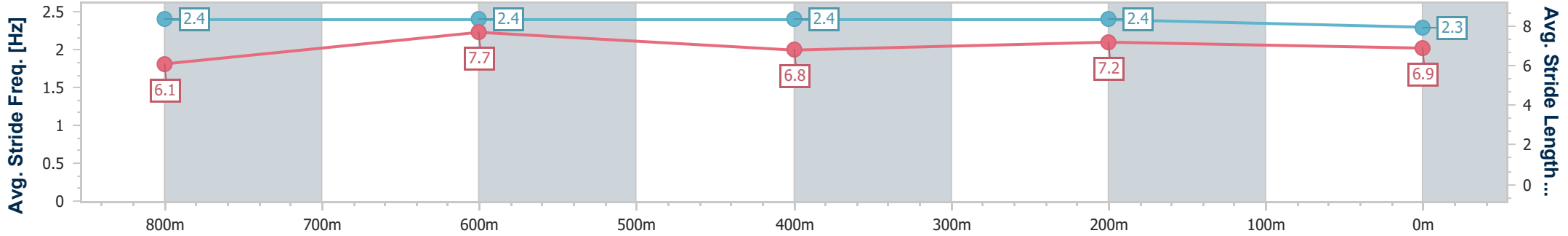
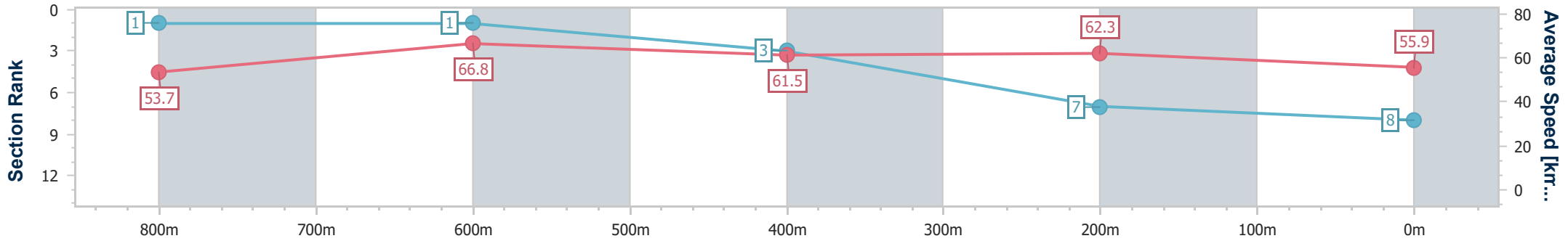
Sunshine Coast QLD Professional
Race 8: WIDEWOOD TRANSPORT BENCHMARK 85 Handicap - 1000m



18 February 2024 - 17:51

Track Rating: Heavy 10, Weather: Fine, Rail Position: True

Section	Overall	800m	600m	400m	200m
Section Times	1:00.38 [8] (0:13.39)	0:46.99 [1] (0:10.79)	0:36.20 [1] (0:11.77)	0:24.43 [3] (0:11.58)	0:12.85 [7] (0:12.85)
Average Speed [km/h]	53.7	66.8	61.5	62.3	55.9
Top Speed [km/h]	66.7	68.8	65.2	64.5	60.4
Avg. Dist. to Rail [m]	5.8	1.1	1.2	4.1	3.6
Avg. Stride Freq. [Hz]	2.4	2.4	2.4	2.4	2.3
Avg. Stride Length [m]	6.1	7.7	6.8	7.2	6.9



- [] Ranking at each section and finish
- .-.- No data available at this section
- NA No data available



Horse/Jockey Name	Kooled
Final Rank	9
Fastest Section Time (Section)	0:11.01 (800m)
Top Speed [km/h] (Section)	68.3 (800m)
Race State	Finished



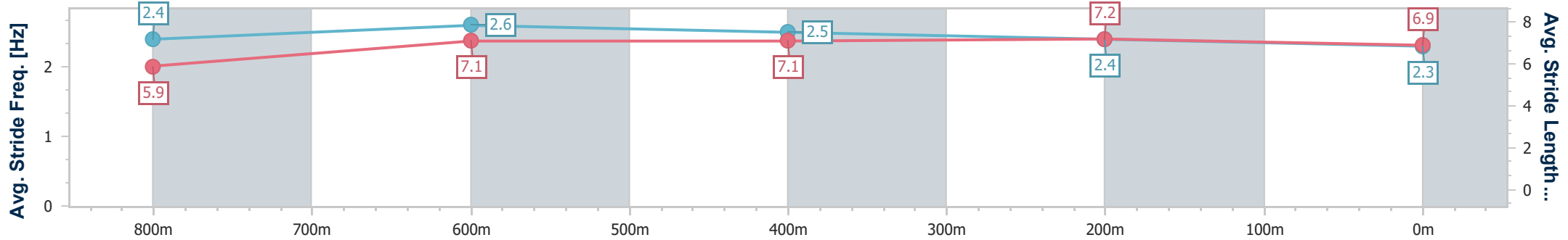
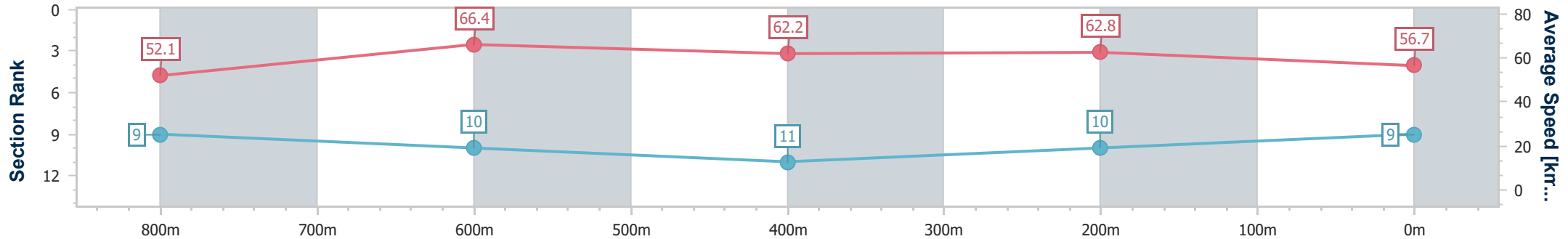
Sunshine Coast QLD Professional
Race 8: WIDEWOOD TRANSPORT BENCHMARK 85 Handicap - 1000m



18 February 2024 - 17:51

Track Rating: Heavy 10, Weather: Fine, Rail Position: True

Section	Overall	800m	600m	400m	200m
Section Times	1:00.80 [9] (0:13.83)	0:46.97 [9] (0:11.01)	0:35.96 [10] (0:11.76)	0:24.20 [11] (0:11.46)	0:12.74 [10] (0:12.74)
Average Speed [km/h]	52.1	66.4	62.2	62.8	56.7
Top Speed [km/h]	66.9	68.3	65.1	64.4	60.8
Avg. Dist. to Rail [m]	9.3	4.5	2.8	6.7	5.3
Avg. Stride Freq. [Hz]	2.4	2.6	2.5	2.4	2.3
Avg. Stride Length [m]	5.9	7.1	7.1	7.2	6.9



- [] Ranking at each section and finish
- .-.- No data available at this section
- NA No data available



Horse/Jockey Name	Kavak
Final Rank	10
Fastest Section Time (Section)	0:11.11 (800m)
Top Speed [km/h] (Section)	67.3 (800m)
Race State	Finished



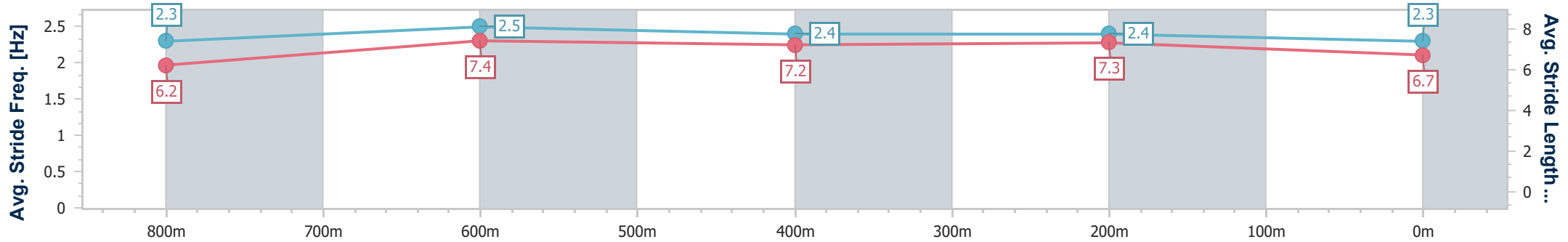
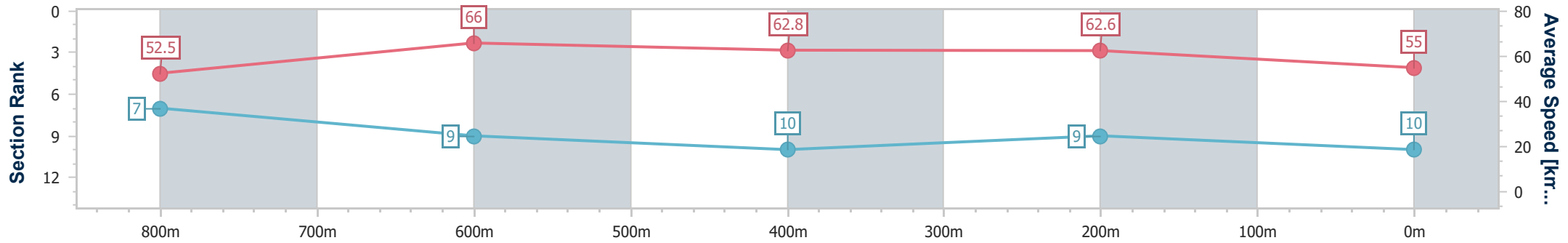
Sunshine Coast QLD Professional
Race 8: WIDEWOOD TRANSPORT BENCHMARK 85 Handicap - 1000m



18 February 2024 - 17:51

Track Rating: Heavy 10, Weather: Fine, Rail Position: True

Section	Overall	800m	600m	400m	200m
Section Times	1:01.14 [10] (0:13.70)	0:47.44 [7] (0:11.11)	0:36.33 [9] (0:11.70)	0:24.63 [10] (0:11.53)	0:13.10 [9] (0:13.10)
Average Speed [km/h]	52.5	66.0	62.8	62.6	55.0
Top Speed [km/h]	67.0	67.3	66.2	63.8	60.2
Avg. Dist. to Rail [m]	9.1	4.4	3.8	8.0	8.5
Avg. Stride Freq. [Hz]	2.3	2.5	2.4	2.4	2.3
Avg. Stride Length [m]	6.2	7.4	7.2	7.3	6.7



- [] Ranking at each section and finish
- .-.- No data available at this section
- NA No data available



Horse/Jockey Name	Superare
Final Rank	11
Fastest Section Time (Section)	0:10.97 (800m)
Top Speed [km/h] (Section)	67.0 (800m)
Race State	Finished



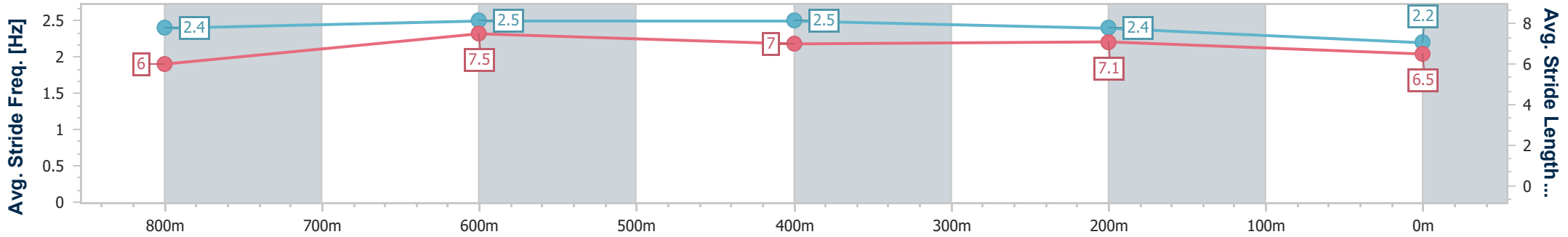
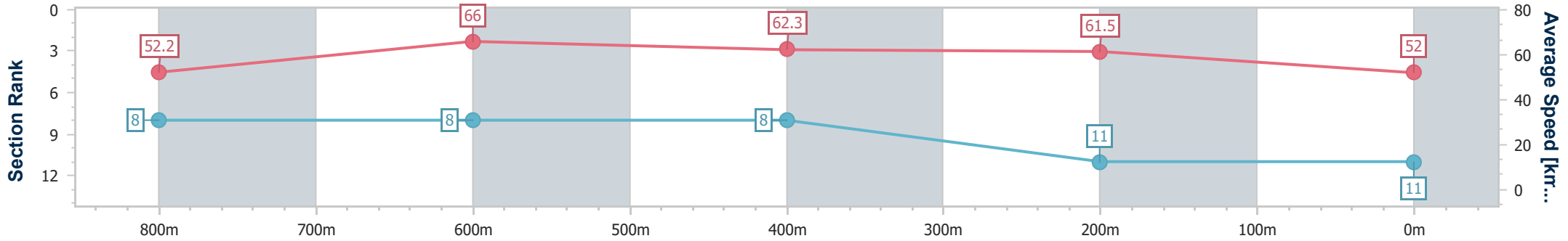
Sunshine Coast QLD Professional
Race 8: WIDEWOOD TRANSPORT BENCHMARK 85 Handicap - 1000m



18 February 2024 - 17:51

Track Rating: Heavy 10, Weather: Fine, Rail Position: True

Section	Overall	800m	600m	400m	200m
Section Times	1:02.00 [11] (0:13.81)	0:48.19 [8] (0:10.97)	0:37.22 [8] (0:11.70)	0:25.52 [8] (0:11.70)	0:13.82 [11] (0:13.82)
Average Speed [km/h]	52.2	66.0	62.3	61.5	52.0
Top Speed [km/h]	66.4	67.0	66.2	63.5	59.2
Avg. Dist. to Rail [m]	5.7	2.0	1.7	4.8	4.3
Avg. Stride Freq. [Hz]	2.4	2.5	2.5	2.4	2.2
Avg. Stride Length [m]	6.0	7.5	7.0	7.1	6.5



- [] Ranking at each section and finish
- .-.- No data available at this section
- NA No data available