



**Sunshine Coast QLD Professional**  
**Race 10: ACCESS INSULATION SUNSHINE COAST QTIS Three-Year-Old**  
**Maiden Handicap - 1400m**  
**18 February 2024 - 18:53**



Track Rating: Heavy 10, Weather: Fine, Rail Position: True

Section		Overall	1200m	1000m	800m	600m	400m	Last 600m				
Field Times		1:29.10 (0:14.28)	1:14.82 (0:11.54)	1:03.28 (0:12.39)	0:50.89 (0:13.02)	0:37.87 (0:12.91)	0:24.96 (0:12.24)	0:37.87				
Rank	TAB Horse/Jockey	Barrier	Top Speed [km/h]	Fastest Section								Distance Travelled [m]
1	2 <b>BLUMSTIEN</b> Cejay Graham	3	66.6 1200m	0:11.54 1200m	1:29.10 [1] (0:14.28)	1:14.82 [1] (0:11.54)	1:03.28 [1] (0:12.39)	0:50.89 [1] (0:13.02)	0:37.87 [1] (0:12.91)	0:24.96 [1] (0:12.24)	0:37.87	
2	13 <b>POW NOW</b> Tiffani Brooker	4	64.3 1200m	0:11.56 1200m	1:29.38 [2] (0:14.30)	1:15.08 [2] (0:11.56)	1:03.52 [2] (0:12.66)	0:50.86 [2] (0:12.84)	0:38.02 [2] (0:12.85)	0:25.17 [2] (0:12.25)	0:38.02	+6
3	11 <b>BOLD ROUGE</b> Jim Byrne	15	64.5 1200m	0:11.87 1200m	1:29.59 [3] (0:14.51)	1:15.08 [4] (0:11.87)	1:03.21 [5] (0:12.74)	0:50.47 [5] (0:12.87)	0:37.60 [6] (0:12.97)	0:24.63 [5] (0:11.97)	0:37.60	+8
4	3 <b>BROADWAY SPIRIT</b> Sean Cormack	1	63.3 1200m	0:11.86 1200m	1:29.75 [4] (0:14.77)	1:14.98 [6] (0:11.86)	1:03.12 [6] (0:12.67)	0:50.45 [6] (0:12.66)	0:37.79 [5] (0:13.10)	0:24.69 [6] (0:12.26)	0:37.79	+3
5	4 <b>GRAND TORINO</b> Kyle Wilson-Taylor	9	65.6 1200m	0:11.68 1200m	1:29.89 [5] (0:14.57)	1:15.32 [5] (0:11.68)	1:03.64 [3] (0:12.62)	0:51.02 [4] (0:12.83)	0:38.19 [4] (0:12.91)	0:25.28 [4] (0:12.36)	0:38.19	+7
6	5 <b>RUN AGROUND</b> Ryan Maloney	2	64.2 1200m	0:11.81 1200m	1:30.25 [6] (0:14.49)	1:15.76 [3] (0:11.81)	1:03.95 [4] (0:12.52)	0:51.43 [3] (0:12.67)	0:38.76 [3] (0:13.00)	0:25.76 [3] (0:12.45)	0:38.76	-2

Scratched: The Merchant (#15), Rubos (#12), Traviata (#8), Bute Moves (#6), Assemble (#7), Talakai (#14), Burdekin Boy (#1), You Kay Squeeze (#9), Artezza (#10)

[ ] Ranking at each section and finish  
 -:-:- No data available at this section  
 NA No data available

SCN Saddle cloth number  
 DNF Did not finish  
 DNT Did not track



**Sunshine Coast QLD Professional**  
**Race 10: ACCESS INSULATION SUNSHINE COAST QTIS Three-Year-Old**  
**Maiden Handicap - 1400m**  
**18 February 2024 - 18:53**



Track Rating: Heavy 10, Weather: Fine, Rail Position: True

Section				200m				Last 600m		
Field Times				0:12.72 (0:12.72)				0:37.87		
Rank	TAB	Horse/Jockey	Barrier	Top Speed [km/h]	Fastest Section	Margin			Distance Travelled [m]	
1	2	<b>BLUMSTIEN</b> Cejay Graham	3	66.6 1200m	0:11.54 1200m	0:12.72 [1] (0:12.72)	1:29.10		0:37.87	
2	13	<b>POW NOW</b> Tiffani Brooker	4	64.3 1200m	0:11.56 1200m	0:12.92 [2] (0:12.92)	1.5L		0:38.02	+6
3	11	<b>BOLD ROUGE</b> Jim Byrne	15	64.5 1200m	0:11.87 1200m	0:12.66 [3] (0:12.66)	2.5L		0:37.60	+8
4	3	<b>BROADWAY SPIRIT</b> Sean Cormack	1	63.3 1200m	0:11.86 1200m	0:12.43 [6] (0:12.43)	3.3L		0:37.79	+3
5	4	<b>GRAND TORINO</b> Kyle Wilson-Taylor	9	65.6 1200m	0:11.68 1200m	0:12.92 [5] (0:12.92)	4.1L		0:38.19	+7
6	5	<b>RUN AGROUND</b> Ryan Maloney	2	64.2 1200m	0:11.81 1200m	0:13.31 [4] (0:13.31)	6.1L		0:38.76	-2

Scratched: The Merchant (#15), Rubos (#12), Traviata (#8), Bute Moves (#6), Assemble (#7), Talakai (#14), Burdekin Boy (#1), You Kay Squeeze (#9), Artezza (#10)

[ ] Ranking at each section and finish  
 -:-:- No data available at this section  
 NA No data available

SCN Saddle cloth number  
 DNF Did not finish  
 DNT Did not track



Horse/Jockey Name	Blumstien
Final Rank	1
Fastest Section Time (Section)	0:11.54 (1200m)
Top Speed [km/h] (Section)	66.6 (1200m)
Race State	Finished



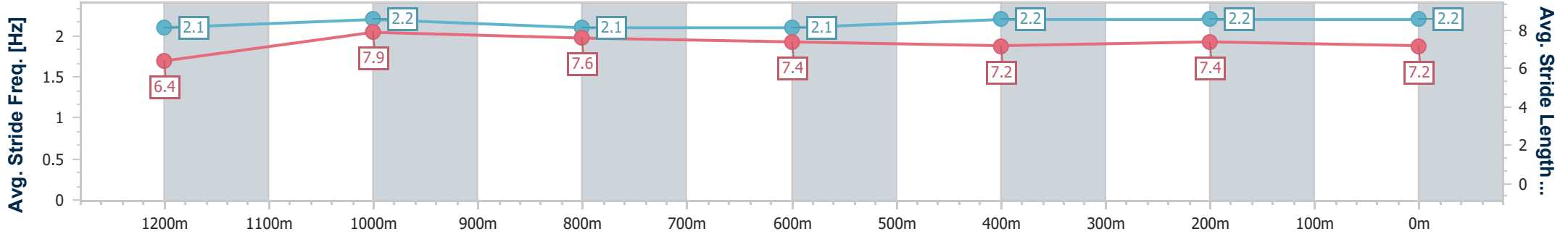
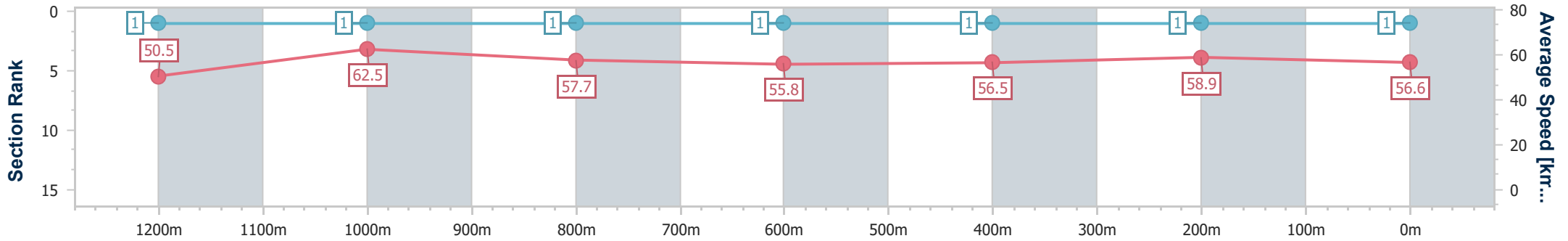
Sunshine Coast QLD Professional  
 Race 10: ACCESS INSULATION SUNSHINE COAST QTIS Three-Year-Old Maiden Handicap - 1400m



18 February 2024 - 18:53

Track Rating: Heavy 10, Weather: Fine, Rail Position: True

Section	Overall	1200m	1000m	800m	600m	400m	200m
Section Times	1:29.10 [1] (0:14.28)	1:14.82 [1] (0:11.54)	1:03.28 [1] (0:12.39)	0:50.89 [1] (0:13.02)	0:37.87 [1] (0:12.91)	0:24.96 [1] (0:12.24)	0:12.72 [1] (0:12.72)
Average Speed [km/h]	50.5	62.5	57.7	55.8	56.5	58.9	56.6
Top Speed [km/h]	66.6	66.6	59.9	57.6	58.1	59.5	58.6
Avg. Dist. to Rail [m]	10.2	1.3	1.7	1.3	2.1	3.0	1.6
Avg. Stride Freq. [Hz]	2.1	2.2	2.1	2.1	2.2	2.2	2.2
Avg. Stride Length [m]	6.4	7.9	7.6	7.4	7.2	7.4	7.2



- [ ] Ranking at each section and finish
- .-.- No data available at this section
- NA No data available



Horse/Jockey Name	Pow Now
Final Rank	2
Fastest Section Time (Section)	0:11.56 (1200m)
Top Speed [km/h] (Section)	64.3 (1200m)
Race State	Finished



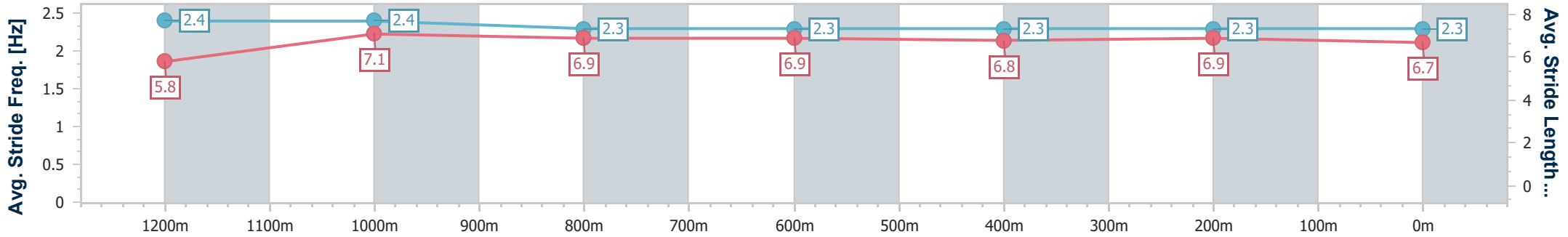
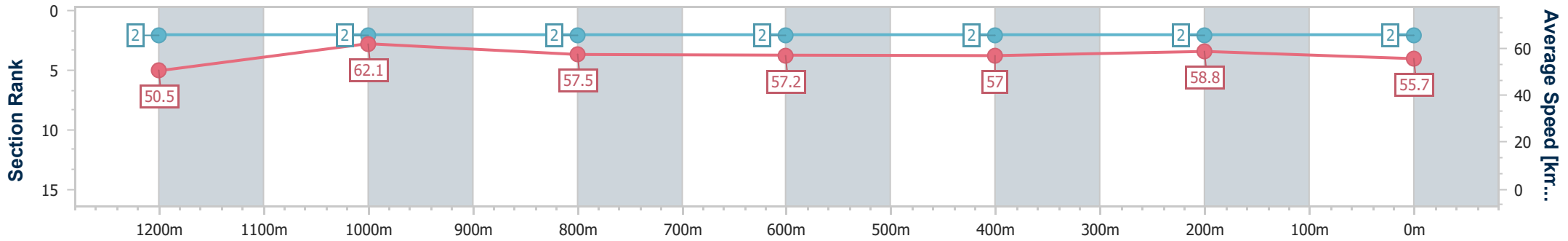
Sunshine Coast QLD Professional  
 Race 10: ACCESS INSULATION SUNSHINE COAST QTIS Three-  
 Year-Old Maiden Handicap - 1400m



18 February 2024 - 18:53

Track Rating: Heavy 10, Weather: Fine, Rail Position: True

Section	Overall	1200m	1000m	800m	600m	400m	200m
Section Times	1:29.38 [2] (0:14.30)	1:15.08 [2] (0:11.56)	1:03.52 [2] (0:12.66)	0:50.86 [2] (0:12.84)	0:38.02 [2] (0:12.85)	0:25.17 [2] (0:12.25)	0:12.92 [2] (0:12.92)
Average Speed [km/h]	50.5	62.1	57.5	57.2	57.0	58.8	55.7
Top Speed [km/h]	63.8	64.3	58.6	58.7	58.8	60.0	58.0
Avg. Dist. to Rail [m]	11.9	5.5	3.9	3.4	3.1	4.5	4.0
Avg. Stride Freq. [Hz]	2.4	2.4	2.3	2.3	2.3	2.3	2.3
Avg. Stride Length [m]	5.8	7.1	6.9	6.9	6.8	6.9	6.7



- [ ] Ranking at each section and finish
- .-.- No data available at this section
- NA No data available



Horse/Jockey Name	Bold Rouge
Final Rank	3
Fastest Section Time (Section)	0:11.87 (1200m)
Top Speed [km/h] (Section)	64.5 (1200m)
Race State	Finished



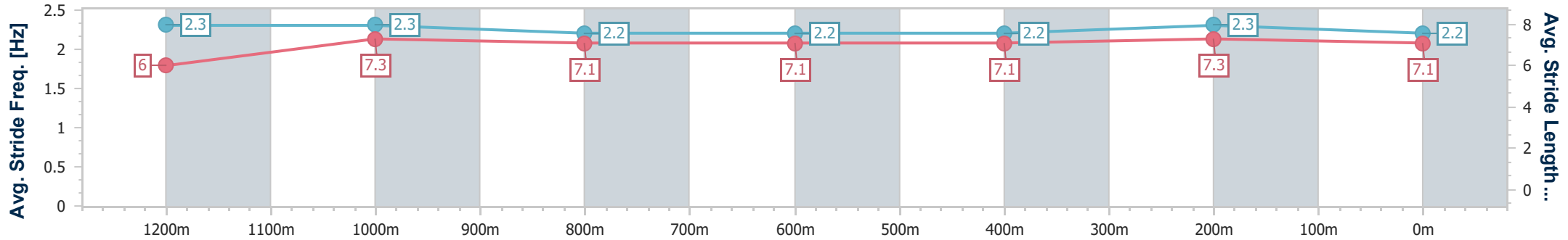
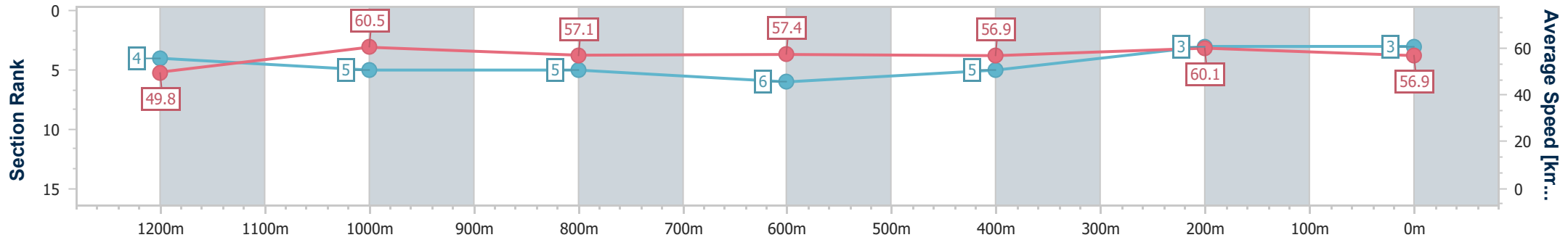
Sunshine Coast QLD Professional  
 Race 10: ACCESS INSULATION SUNSHINE COAST QTIS Three-  
 Year-Old Maiden Handicap - 1400m



18 February 2024 - 18:53

Track Rating: Heavy 10, Weather: Fine, Rail Position: True

Section	Overall	1200m	1000m	800m	600m	400m	200m
Section Times	1:29.59 [3] (0:14.51)	1:15.08 [4] (0:11.87)	1:03.21 [5] (0:12.74)	0:50.47 [5] (0:12.87)	0:37.60 [6] (0:12.97)	0:24.63 [5] (0:11.97)	0:12.66 [3] (0:12.66)
Average Speed [km/h]	49.8	60.5	57.1	57.4	56.9	60.1	56.9
Top Speed [km/h]	64.2	64.5	59.9	58.6	59.0	62.3	62.0
Avg. Dist. to Rail [m]	13.6	6.7	3.9	3.8	4.5	4.9	6.8
Avg. Stride Freq. [Hz]	2.3	2.3	2.2	2.2	2.2	2.3	2.2
Avg. Stride Length [m]	6.0	7.3	7.1	7.1	7.1	7.3	7.1



- [ ] Ranking at each section and finish
- .-.- No data available at this section
- NA No data available



Horse/Jockey Name	Broadway Spirit
Final Rank	4
Fastest Section Time (Section)	0:11.86 (1200m)
Top Speed [km/h] (Section)	63.3 (1200m)
Race State	Finished



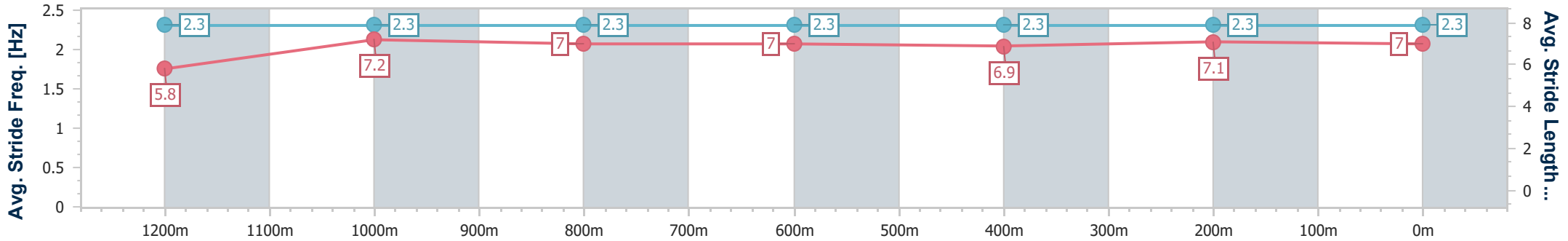
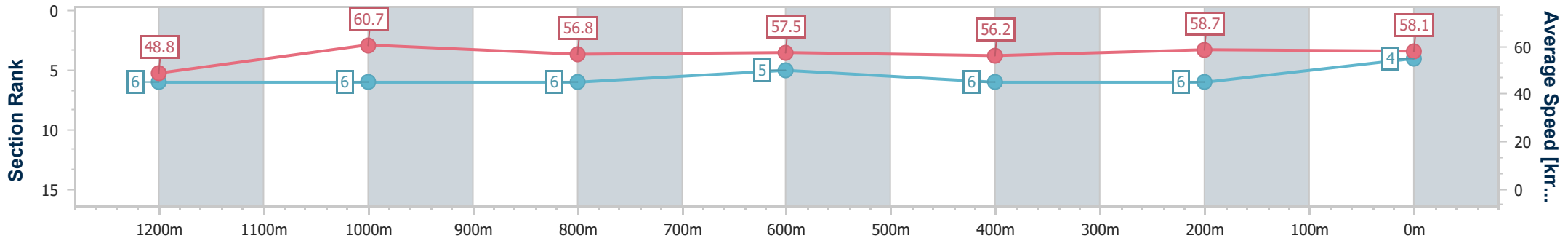
Sunshine Coast QLD Professional  
 Race 10: ACCESS INSULATION SUNSHINE COAST QTIS Three-Year-Old Maiden Handicap - 1400m



18 February 2024 - 18:53

Track Rating: Heavy 10, Weather: Fine, Rail Position: True

Section	Overall	1200m	1000m	800m	600m	400m	200m
Section Times	1:29.75 [4] (0:14.77)	1:14.98 [6] (0:11.86)	1:03.12 [6] (0:12.67)	0:50.45 [6] (0:12.66)	0:37.79 [5] (0:13.10)	0:24.69 [6] (0:12.26)	0:12.43 [6] (0:12.43)
Average Speed [km/h]	48.8	60.7	56.8	57.5	56.2	58.7	58.1
Top Speed [km/h]	62.7	63.3	58.5	59.0	57.4	60.1	60.7
Avg. Dist. to Rail [m]	7.1	1.5	0.2	1.7	4.0	3.0	4.2
Avg. Stride Freq. [Hz]	2.3	2.3	2.3	2.3	2.3	2.3	2.3
Avg. Stride Length [m]	5.8	7.2	7.0	7.0	6.9	7.1	7.0



- [ ] Ranking at each section and finish
- .-.- No data available at this section
- NA No data available



Horse/Jockey Name	Grand Torino
Final Rank	5
Fastest Section Time (Section)	0:11.68 (1200m)
Top Speed [km/h] (Section)	65.6 (1200m)
Race State	Finished



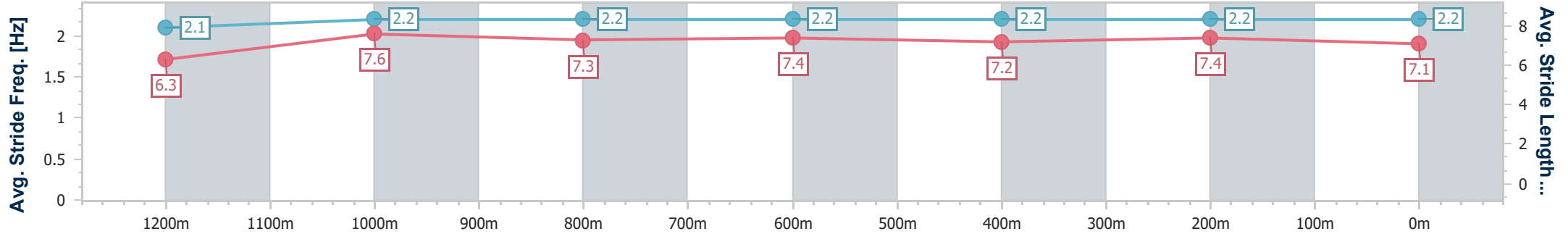
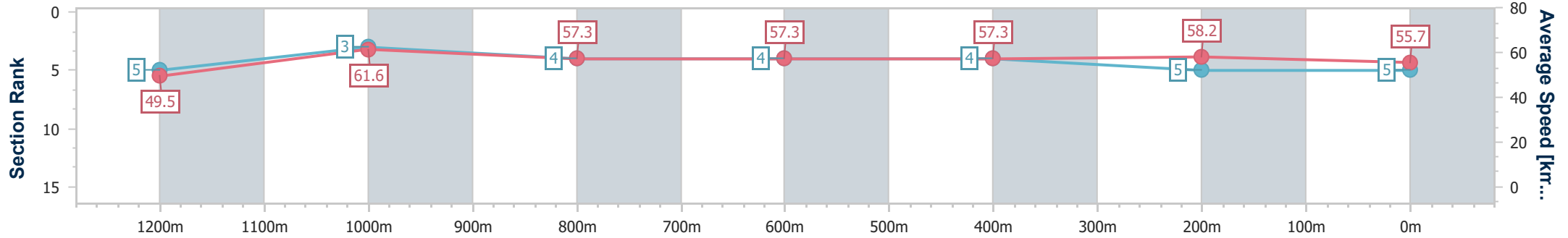
Sunshine Coast QLD Professional  
 Race 10: ACCESS INSULATION SUNSHINE COAST QTIS Three-Year-Old Maiden Handicap - 1400m



18 February 2024 - 18:53

Track Rating: Heavy 10, Weather: Fine, Rail Position: True

Section	Overall	1200m	1000m	800m	600m	400m	200m
Section Times	1:29.89 [5] (0:14.57)	1:15.32 [5] (0:11.68)	1:03.64 [3] (0:12.62)	0:51.02 [4] (0:12.83)	0:38.19 [4] (0:12.91)	0:25.28 [4] (0:12.36)	0:12.92 [5] (0:12.92)
Average Speed [km/h]	49.5	61.6	57.3	57.3	57.3	58.2	55.7
Top Speed [km/h]	65.5	65.6	58.6	58.6	58.6	59.1	58.6
Avg. Dist. to Rail [m]	9.4	3.6	2.3	3.3	4.8	7.7	8.9
Avg. Stride Freq. [Hz]	2.1	2.2	2.2	2.2	2.2	2.2	2.2
Avg. Stride Length [m]	6.3	7.6	7.3	7.4	7.2	7.4	7.1



- [ ] Ranking at each section and finish
- .-.- No data available at this section
- NA No data available



Horse/Jockey Name	Run Aground
Final Rank	6
Fastest Section Time (Section)	0:11.81 (1200m)
Top Speed [km/h] (Section)	64.2 (1200m)
Race State	Finished



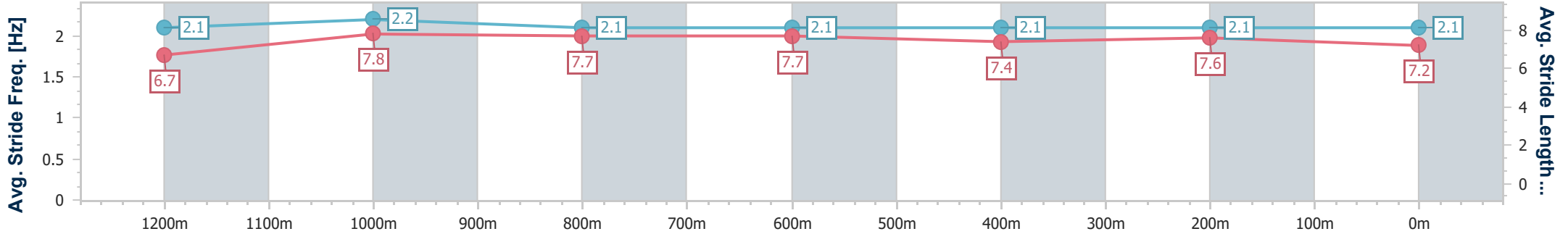
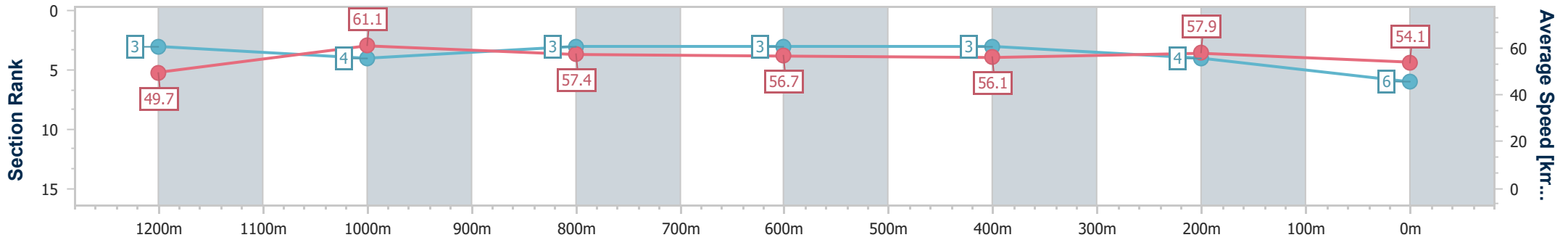
Sunshine Coast QLD Professional  
 Race 10: ACCESS INSULATION SUNSHINE COAST QTIS Three-Year-Old Maiden Handicap - 1400m



18 February 2024 - 18:53

Track Rating: Heavy 10, Weather: Fine, Rail Position: True

Section	Overall	1200m	1000m	800m	600m	400m	200m
Section Times	1:30.25 [6] (0:14.49)	1:15.76 [3] (0:11.81)	1:03.95 [4] (0:12.52)	0:51.43 [3] (0:12.67)	0:38.76 [3] (0:13.00)	0:25.76 [3] (0:12.45)	0:13.31 [4] (0:13.31)
Average Speed [km/h]	49.7	61.1	57.4	56.7	56.1	57.9	54.1
Top Speed [km/h]	64.1	64.2	58.2	57.6	58.2	59.2	57.5
Avg. Dist. to Rail [m]	6.7	1.7	0.4	0.7	2.3	5.6	6.7
Avg. Stride Freq. [Hz]	2.1	2.2	2.1	2.1	2.1	2.1	2.1
Avg. Stride Length [m]	6.7	7.8	7.7	7.7	7.4	7.6	7.2



- [ ] Ranking at each section and finish
- .-.- No data available at this section
- NA No data available