

Track Rating: Good 4, Weather: Fine, Rail Position: +6.5m Entire

Section		Overall	1400m	1200m	1000m	800m	600m	400m	Last 600m				
Field Times		1:44.02 (0:19.41)	1:24.61 (0:11.41)	1:13.20 (0:12.50)	1:00.70 (0:12.29)	0:48.41 (0:12.06)	0:36.35 (0:12.36)	0:23.99 (0:11.88)	0:36.35				
Rank	TAB Horse/Jockey	Barrier	Top Speed [km/h]	Fastest Section									Distance Travelled [m]
1	11 MOSZUR Ryan Maloney	5	65.8	0:11.55	1:44.02 [1] (0:19.61)	1:24.41 [3] (0:11.55)	1:12.86 [3] (0:12.45)	1:00.41 [3] (0:12.00)	0:48.41 [1] (0:12.06)	0:36.35 [1] (0:12.36)	0:23.99 [1] (0:11.88)	0:36.35	
2	4 KENSHIN MARU Boris Thornton	9	63.3	0:11.71	1:44.66 [2] (0:20.48)	1:24.18 [8] (0:11.71)	1:12.47 [8] (0:11.96)	1:00.51 [6] (0:12.20)	0:48.31 [7] (0:11.93)	0:36.38 [7] (0:12.25)	0:24.13 [5] (0:12.05)	0:36.38	+3
3	3 BOVIDAE Taylor Marshall	1	63.8	0:11.65	1:45.16 [3] (0:19.86)	1:25.30 [4] (0:11.65)	1:13.65 [4] (0:12.34)	1:01.31 [4] (0:12.20)	0:49.11 [4] (0:12.00)	0:37.11 [4] (0:12.28)	0:24.83 [4] (0:12.52)	0:37.11	+3
4	9 FIREBOLT Bailey Wheeler	7	63.4	0:11.74	1:45.19 [4] (0:20.18)	1:25.01 [7] (0:11.74)	1:13.27 [7] (0:12.25)	1:01.02 [7] (0:12.22)	0:48.80 [8] (0:11.95)	0:36.85 [8] (0:12.32)	0:24.53 [7] (0:12.25)	0:36.85	+3
5	12 ON THE VEUVE Robbie Dolan	3	64.7	0:11.65	1:45.69 [5] (0:19.98)	1:25.71 [5] (0:11.65)	1:14.06 [5] (0:12.36)	1:01.70 [5] (0:12.13)	0:49.57 [5] (0:11.95)	0:37.62 [5] (0:12.52)	0:25.10 [6] (0:12.49)	0:37.62	+5
6	5 ULTIMATE Samantha Collett	6	66.1	0:11.41	1:45.82 [6] (0:19.41)	1:26.41 [1] (0:11.41)	1:15.00 [1] (0:12.50)	1:02.50 [1] (0:12.44)	0:50.06 [2] (0:12.20)	0:37.86 [3] (0:12.31)	0:25.55 [2] (0:12.40)	0:37.86	+1
7	1 AUTUMN SONG Cejay Graham	10	66.2	0:11.51	1:46.07 [7] (0:19.50)	1:26.57 [2] (0:11.51)	1:15.06 [2] (0:12.42)	1:02.64 [2] (0:12.35)	0:50.29 [3] (0:12.04)	0:38.25 [2] (0:12.49)	0:25.76 [3] (0:12.85)	0:38.25	+6
8	7 ALLEZBEC Madeleine Wishart	8	63.8	0:11.72	1:48.09 [8] (0:20.12)	1:27.97 [6] (0:11.72)	1:16.25 [6] (0:12.37)	1:03.88 [8] (0:11.98)	0:51.90 [6] (0:11.98)	0:39.92 [6] (0:12.72)	0:27.20 [8] (0:13.31)	0:39.92	+9

Scratched: Blood Red (#2), Addition (#6), Electric Tigriss (#8), Keep Calm (#10)



Ipswich QLD Professional

Race 3: TAB QTIS Three-Year-Old Maiden Plate - 1690m

21 February 2024 - 15:58



Track Rating: Good 4, Weather: Fine, Rail Position: +6.5m Entire

Section							200m			Last 600m
Field Times							0:12.11			0:36.35
						(0:12.11)				
Rank	TAB	Horse/Jockey	Barrier	Top Speed [km/h]	Fastest Section	Margin				Distance Travelled [m]
1	11	MOSZUR Ryan Maloney	5	65.8	0:11.55 Overall 1400m	0:12.11 [1] (0:12.11)	1:44.02		0:36.35	
2	4	KENSHIN MARU Boris Thornton	9	63.3	0:11.71 Overall 1400m	0:12.08 [2] (0:12.08)	3.72L		0:36.38	+3
3	3	BOVIDAE Taylor Marshall	1	63.8	0:11.65 Overall 1400m	0:12.31 [4] (0:12.31)	6.7L		0:37.11	+3
4	9	FIREBOLT Bailey Wheeler	7	63.4	0:11.74 Overall 1400m	0:12.28 [5] (0:12.28)	6.86L		0:36.85	+3
5	12	ON THE VEUVE Robbie Dolan	3	64.7	0:11.65 Overall 1400m	0:12.61 [6] (0:12.61)	9.78L		0:37.62	+5
6	5	ULTIMATE Samantha Collett	6	66.1	0:11.41 Overall 1400m	0:13.15 [3] (0:13.15)	10.57L		0:37.86	+1
7	1	AUTUMN SONG Cejay Graham	10	66.2	0:11.51 Overall 1400m	0:12.91 [7] (0:12.91)	12.04L		0:38.25	+6
8	7	ALLEZBEC Madeleine Wishart	8	63.8	0:11.72 Overall 1400m	0:13.89 [8] (0:13.89)	23.94L		0:39.92	+9

Scratched: Blood Red (#2), Addition (#6), Electric Tigress (#8), Keep Calm (#10)

[] Ranking at each section and finish
 -:-:- No data available at this section
 NA No data available

SCN Saddle cloth number
 DNF Did not finish
 DNT Did not track



Horse/Jockey Name	Moszur
Final Rank	1
Fastest Section Time (Section)	0:11.55 (1400m)
Top Speed [km/h] (Section)	65.8 (Overall)
Race State	Finished



Ipswich QLD Professional

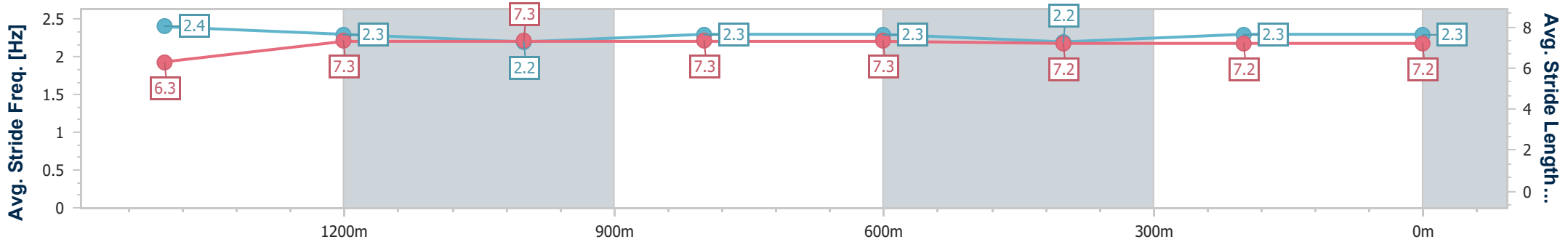
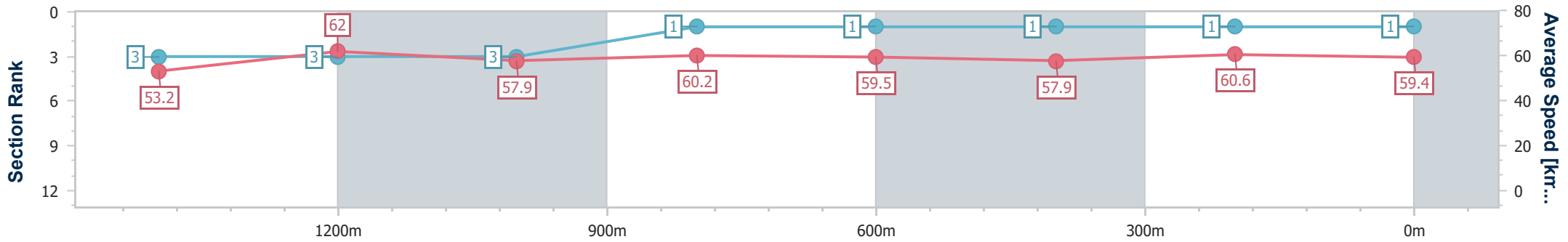
Race 3: TAB QTIS Three-Year-Old Maiden Plate - 1690m

21 February 2024 - 15:58



Track Rating: Good 4, Weather: Fine, Rail Position: +6.5m Entire

Section	Overall	1400m	1200m	1000m	800m	600m	400m	200m
Section Times	1:44.02 [1] (0:19.61)	1:24.41 [3] (0:11.55)	1:12.86 [3] (0:12.45)	1:00.41 [3] (0:12.00)	0:48.41 [1] (0:12.06)	0:36.35 [1] (0:12.36)	0:23.99 [1] (0:11.88)	0:12.11 [1] (0:12.11)
Average Speed [km/h]	53.2	62.0	57.9	60.2	59.5	57.9	60.6	59.4
Top Speed [km/h]	65.8	64.4	60.0	62.4	61.7	59.5	61.4	61.2
Avg. Dist. to Rail [m]	1.4	1.0	0.2	1.0	0.7	1.2	0.5	0.2
Avg. Stride Freq. [Hz]	2.4	2.3	2.2	2.3	2.3	2.2	2.3	2.3
Avg. Stride Length [m]	6.3	7.3	7.3	7.3	7.3	7.2	7.2	7.2



- [] Ranking at each section and finish
- .-.- No data available at this section
- NA No data available



Horse/Jockey Name	Kenshin Maru
Final Rank	2
Fastest Section Time (Section)	0:11.71 (1400m)
Top Speed [km/h] (Section)	63.3 (Overall)
Race State	Finished



Ipswich QLD Professional

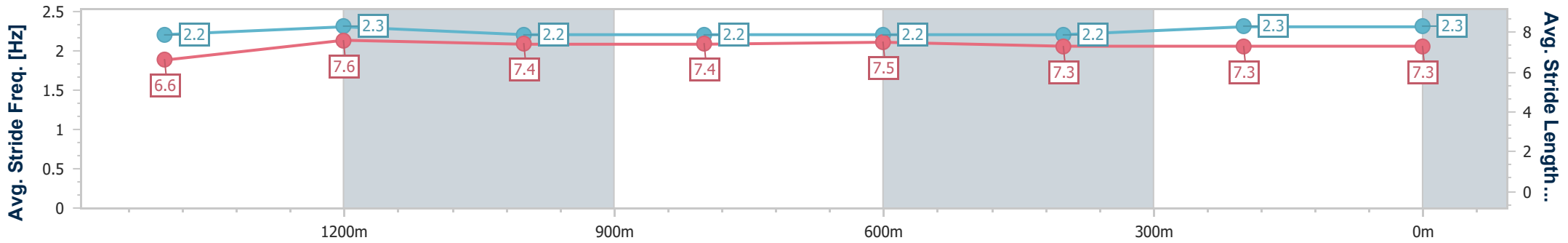
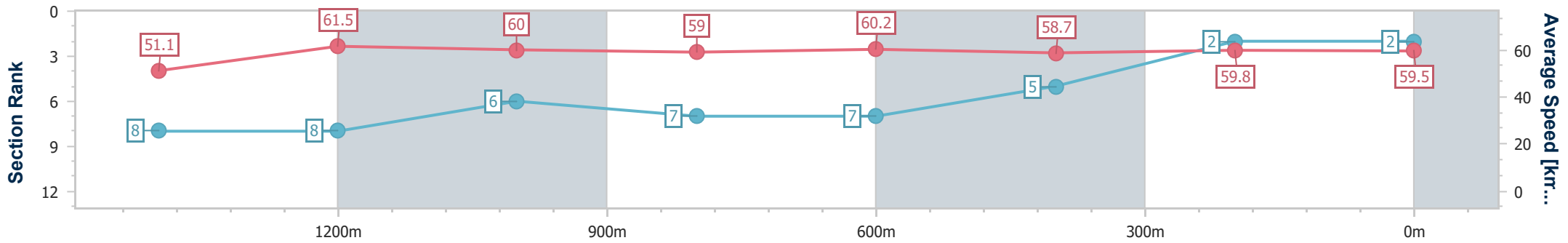
Race 3: TAB QTIS Three-Year-Old Maiden Plate - 1690m

21 February 2024 - 15:58



Track Rating: Good 4, Weather: Fine, Rail Position: +6.5m Entire

Section	Overall	1400m	1200m	1000m	800m	600m	400m	200m
Section Times	1:44.66 [2] (0:20.48)	1:24.18 [8] (0:11.71)	1:12.47 [8] (0:11.96)	1:00.51 [6] (0:12.20)	0:48.31 [7] (0:11.93)	0:36.38 [7] (0:12.25)	0:24.13 [5] (0:12.05)	0:12.08 [2] (0:12.08)
Average Speed [km/h]	51.1	61.5	60.0	59.0	60.2	58.7	59.8	59.5
Top Speed [km/h]	63.3	62.8	61.9	61.2	61.2	59.7	61.3	60.1
Avg. Dist. to Rail [m]	3.9	0.3	0.4	0.5	1.0	0.3	0.8	0.9
Avg. Stride Freq. [Hz]	2.2	2.3	2.2	2.2	2.2	2.2	2.3	2.3
Avg. Stride Length [m]	6.6	7.6	7.4	7.4	7.5	7.3	7.3	7.3



- [] Ranking at each section and finish
- .-.- No data available at this section
- NA No data available



Horse/Jockey Name	Bovidae
Final Rank	3
Fastest Section Time (Section)	0:11.65 (1400m)
Top Speed [km/h] (Section)	63.8 (Overall)
Race State	Finished



Ipswich QLD Professional

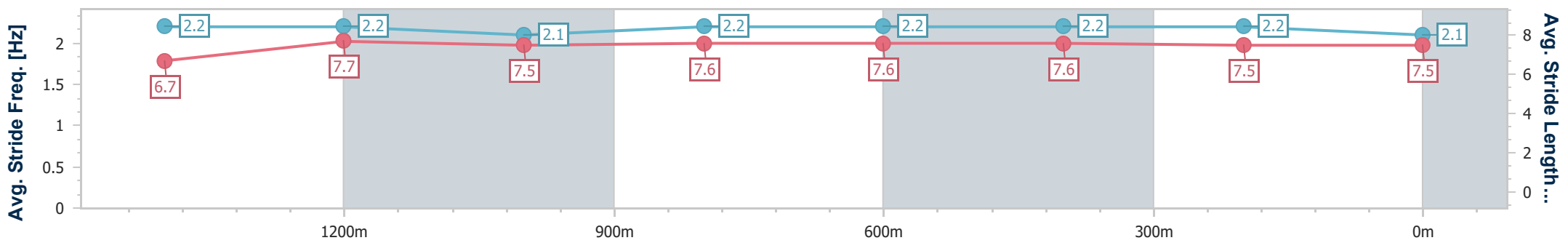
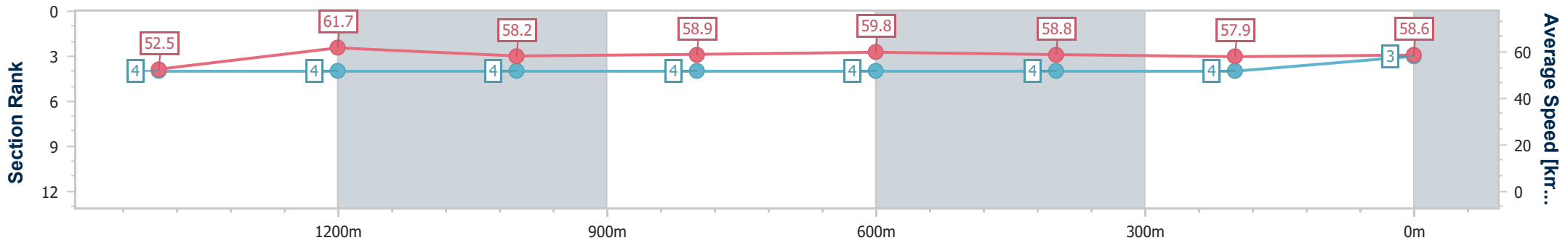
Race 3: TAB QTIS Three-Year-Old Maiden Plate - 1690m

21 February 2024 - 15:58



Track Rating: Good 4, Weather: Fine, Rail Position: +6.5m Entire

Section	Overall	1400m	1200m	1000m	800m	600m	400m	200m
Section Times	1:45.16 [3] (0:19.86)	1:25.30 [4] (0:11.65)	1:13.65 [4] (0:12.34)	1:01.31 [4] (0:12.20)	0:49.11 [4] (0:12.00)	0:37.11 [4] (0:12.28)	0:24.83 [4] (0:12.52)	0:12.31 [4]
Average Speed [km/h]	52.5	61.7	58.2	58.9	59.8	58.8	57.9	58.6
Top Speed [km/h]	63.8	62.9	60.3	61.2	60.6	59.3	58.8	59.1
Avg. Dist. to Rail [m]	1.1	0.5	0.5	0.7	0.8	0.5	2.4	1.5
Avg. Stride Freq. [Hz]	2.2	2.2	2.1	2.2	2.2	2.2	2.2	2.1
Avg. Stride Length [m]	6.7	7.7	7.5	7.6	7.6	7.6	7.5	7.5



- [] Ranking at each section and finish
- .-.-.- No data available at this section
- NA No data available



Horse/Jockey Name	Firebolt
Final Rank	4
Fastest Section Time (Section)	0:11.74 (1400m)
Top Speed [km/h] (Section)	63.4 (Overall)
Race State	Finished



Ipswich QLD Professional

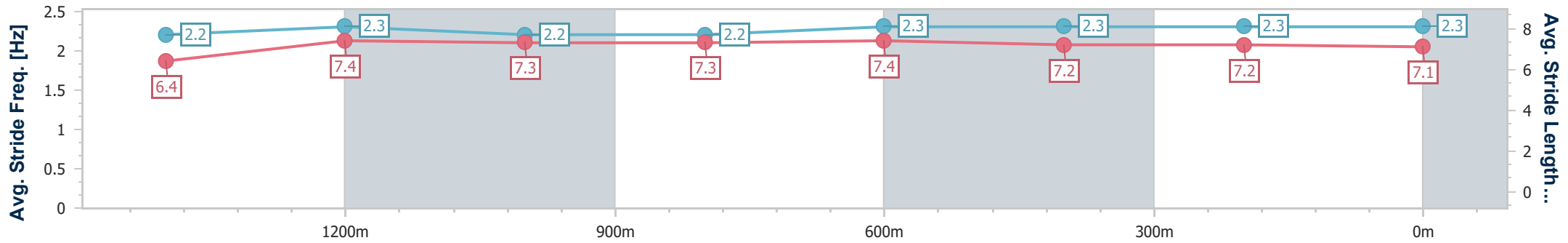
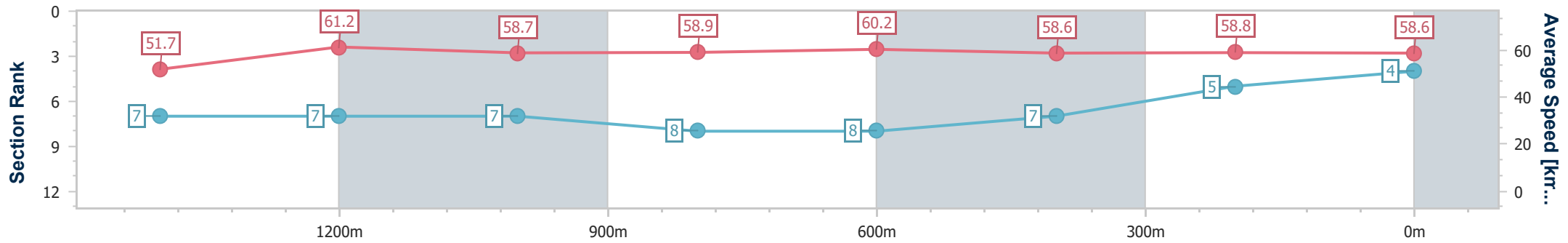
Race 3: TAB QTIS Three-Year-Old Maiden Plate - 1690m

21 February 2024 - 15:58



Track Rating: Good 4, Weather: Fine, Rail Position: +6.5m Entire

Section	Overall	1400m	1200m	1000m	800m	600m	400m	200m
Section Times	1:45.19 [4] (0:20.18)	1:25.01 [7] (0:11.74)	1:13.27 [7] (0:12.25)	1:01.02 [7] (0:12.22)	0:48.80 [8] (0:11.95)	0:36.85 [8] (0:12.32)	0:24.53 [7] (0:12.25)	0:12.28 [5] (0:12.28)
Average Speed [km/h]	51.7	61.2	58.7	58.9	60.2	58.6	58.8	58.6
Top Speed [km/h]	63.4	62.2	61.5	62.1	61.8	59.7	59.9	59.6
Avg. Dist. to Rail [m]	2.4	0.8	0.4	0.6	0.4	0.4	0.7	0.8
Avg. Stride Freq. [Hz]	2.2	2.3	2.2	2.2	2.3	2.3	2.3	2.3
Avg. Stride Length [m]	6.4	7.4	7.3	7.3	7.4	7.2	7.2	7.1



- [] Ranking at each section and finish
- .-.- No data available at this section
- NA No data available



Horse/Jockey Name	On The Veuve
Final Rank	5
Fastest Section Time (Section)	0:11.65 (1400m)
Top Speed [km/h] (Section)	64.7 (Overall)
Race State	Finished



Ipswich QLD Professional

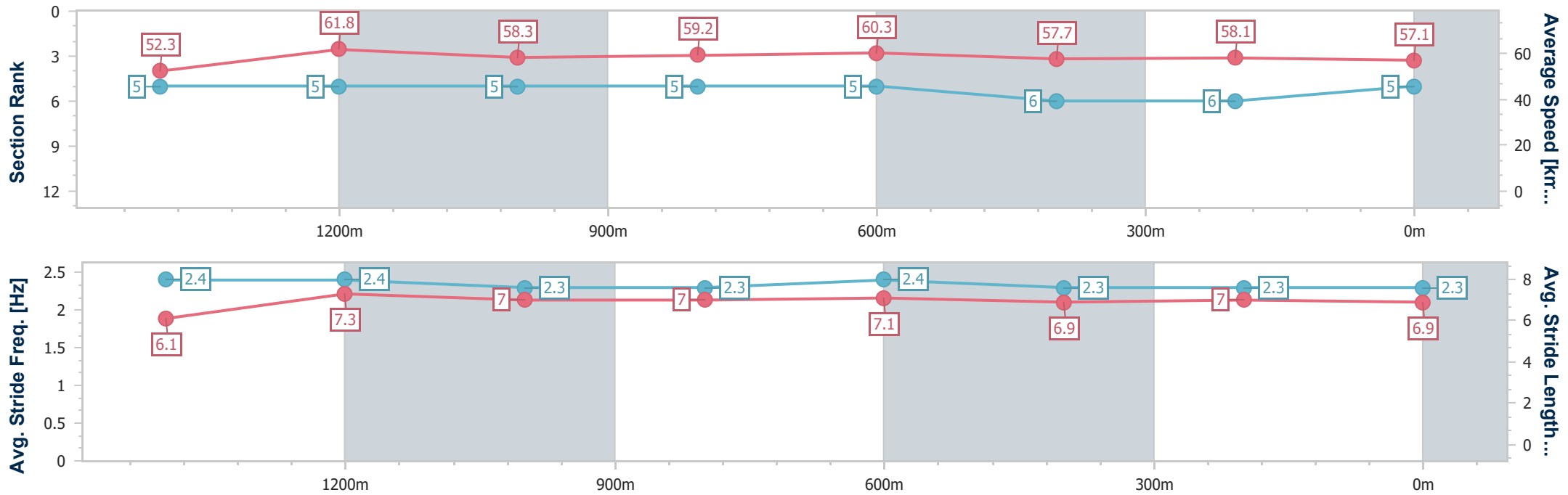
Race 3: TAB QTIS Three-Year-Old Maiden Plate - 1690m

21 February 2024 - 15:58



Track Rating: Good 4, Weather: Fine, Rail Position: +6.5m Entire

Section	Overall	1400m	1200m	1000m	800m	600m	400m	200m
Section Times	1:45.69 [5] (0:19.98)	1:25.71 [5] (0:11.65)	1:14.06 [5] (0:12.36)	1:01.70 [5] (0:12.13)	0:49.57 [5] (0:11.95)	0:37.62 [5] (0:12.52)	0:25.10 [6] (0:12.49)	0:12.61 [6] (0:12.61)
Average Speed [km/h]	52.3	61.8	58.3	59.2	60.3	57.7	58.1	57.1
Top Speed [km/h]	64.7	63.0	60.7	61.3	60.8	58.7	59.4	58.7
Avg. Dist. to Rail [m]	1.9	0.3	0.2	0.3	0.5	1.0	2.7	2.5
Avg. Stride Freq. [Hz]	2.4	2.4	2.3	2.3	2.4	2.3	2.3	2.3
Avg. Stride Length [m]	6.1	7.3	7.0	7.0	7.1	6.9	7.0	6.9



- [] Ranking at each section and finish
- .-.- No data available at this section
- NA No data available



Horse/Jockey Name	Ultimate
Final Rank	6
Fastest Section Time (Section)	0:11.41 (1400m)
Top Speed [km/h] (Section)	66.1 (Overall)
Race State	Finished



Ipswich QLD Professional

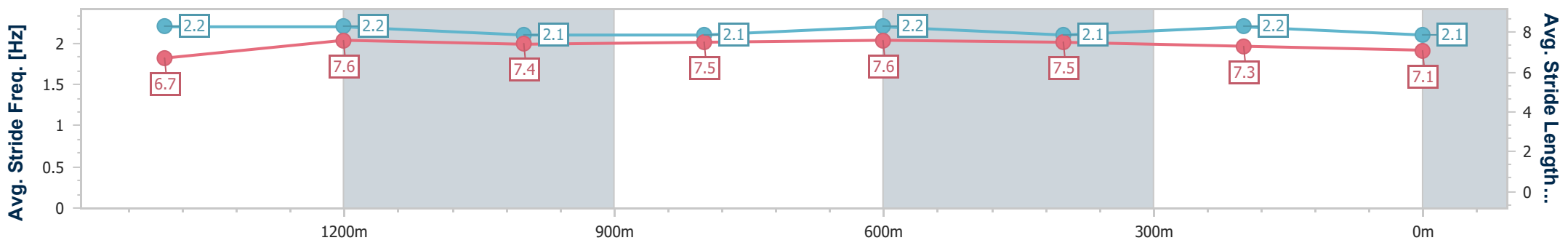
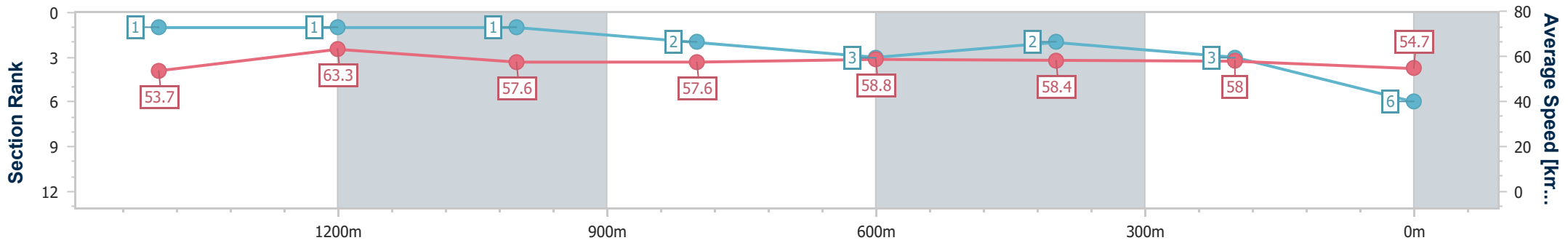
Race 3: TAB QTIS Three-Year-Old Maiden Plate - 1690m

21 February 2024 - 15:58



Track Rating: Good 4, Weather: Fine, Rail Position: +6.5m Entire

Section	Overall	1400m	1200m	1000m	800m	600m	400m	200m
Section Times	1:45.82 [6] (0:19.41)	1:26.41 [1] (0:11.41)	1:15.00 [1] (0:12.50)	1:02.50 [1] (0:12.44)	0:50.06 [2] (0:12.20)	0:37.86 [3] (0:12.31)	0:25.55 [2] (0:12.40)	0:13.15 [3] (0:13.15)
Average Speed [km/h]	53.7	63.3	57.6	57.6	58.8	58.4	58.0	54.7
Top Speed [km/h]	66.1	64.8	60.4	60.2	60.2	58.9	58.9	57.0
Avg. Dist. to Rail [m]	2.7	0.3	0.2	0.4	0.8	1.1	0.3	0.4
Avg. Stride Freq. [Hz]	2.2	2.2	2.1	2.1	2.2	2.1	2.2	2.1
Avg. Stride Length [m]	6.7	7.6	7.4	7.5	7.6	7.5	7.3	7.1



- [] Ranking at each section and finish
- .-.- No data available at this section
- NA No data available



Horse/Jockey Name	Autumn Song
Final Rank	7
Fastest Section Time (Section)	0:11.51 (1400m)
Top Speed [km/h] (Section)	66.2 (Overall)
Race State	Finished



Ipswich QLD Professional

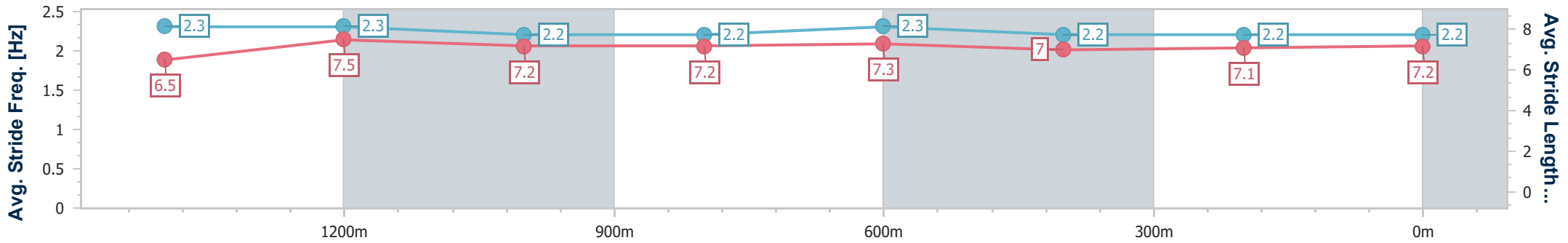
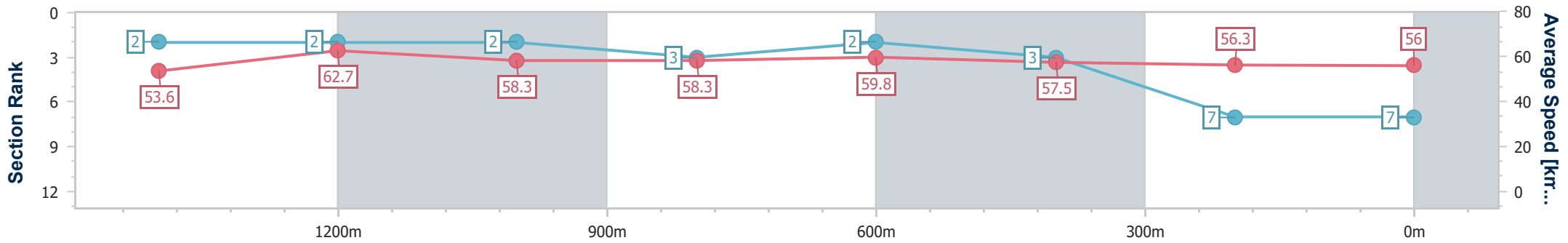
Race 3: TAB QTIS Three-Year-Old Maiden Plate - 1690m

21 February 2024 - 15:58



Track Rating: Good 4, Weather: Fine, Rail Position: +6.5m Entire

Section	Overall	1400m	1200m	1000m	800m	600m	400m	200m
Section Times	1:46.07 [7] (0:19.50)	1:26.57 [2] (0:11.51)	1:15.06 [2] (0:12.42)	1:02.64 [2] (0:12.35)	0:50.29 [3] (0:12.04)	0:38.25 [2] (0:12.49)	0:25.76 [3] (0:12.85)	0:12.91 [7] (0:12.91)
Average Speed [km/h]	53.6	62.7	58.3	58.3	59.8	57.5	56.3	56.0
Top Speed [km/h]	66.2	64.8	61.0	60.3	61.1	58.2	57.4	57.3
Avg. Dist. to Rail [m]	5.7	0.9	0.7	0.5	0.2	0.2	1.5	1.0
Avg. Stride Freq. [Hz]	2.3	2.3	2.2	2.2	2.3	2.2	2.2	2.2
Avg. Stride Length [m]	6.5	7.5	7.2	7.2	7.3	7.0	7.1	7.2



- [] Ranking at each section and finish
- .-.- No data available at this section
- NA No data available



Horse/Jockey Name	Allezbec
Final Rank	8
Fastest Section Time (Section)	0:11.72 (1400m)
Top Speed [km/h] (Section)	63.8 (Overall)
Race State	Finished



Ipswich QLD Professional

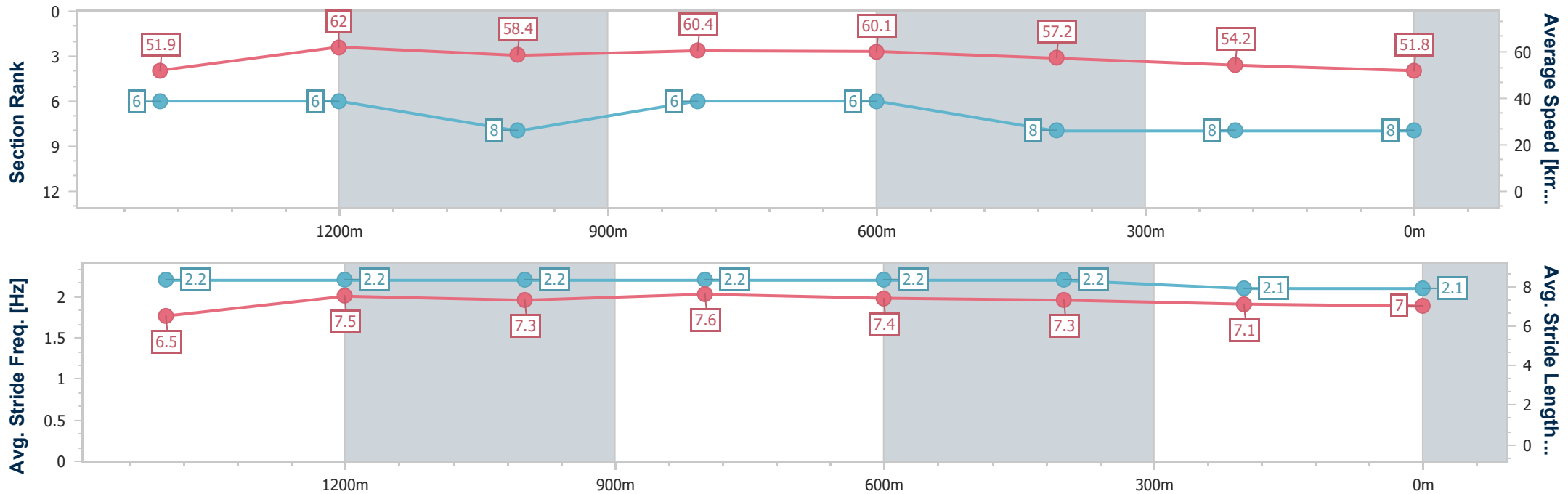
Race 3: TAB QTIS Three-Year-Old Maiden Plate - 1690m

21 February 2024 - 15:58



Track Rating: Good 4, Weather: Fine, Rail Position: +6.5m Entire

Section	Overall	1400m	1200m	1000m	800m	600m	400m	200m
Section Times	1:48.09 [8] (0:20.12)	1:27.97 [6] (0:11.72)	1:16.25 [6] (0:12.37)	1:03.88 [8] (0:11.98)	0:51.90 [6] (0:11.98)	0:39.92 [6] (0:12.72)	0:27.20 [8] (0:13.31)	0:13.89 [8] (0:13.89)
Average Speed [km/h]	51.9	62.0	58.4	60.4	60.1	57.2	54.2	51.8
Top Speed [km/h]	63.8	63.0	61.9	61.3	61.2	58.9	55.7	53.3
Avg. Dist. to Rail [m]	3.8	1.3	1.3	1.6	0.8	1.9	1.0	0.6
Avg. Stride Freq. [Hz]	2.2	2.2	2.2	2.2	2.2	2.2	2.1	2.1
Avg. Stride Length [m]	6.5	7.5	7.3	7.6	7.4	7.3	7.1	7.0



- [] Ranking at each section and finish
- .-.- No data available at this section
- NA No data available