



# Mackay QLD Professional

## Race 2: LADBROKE IT! OPEN Handicap - 1560m

23 February 2024 - 13:59



MACKAY TURF CLUB  
Ooralea Racecourse

Track Rating: Good 4, Weather: Fine, Rail Position: True

Section		Overall	1400m	1200m	1000m	800m	600m	400m	Last 600m				
Field Times		1:32.86 (0:11.24)	1:21.62 (0:11.20)	1:10.42 (0:11.65)	0:58.77 (0:11.64)	0:47.13 (0:11.48)	0:35.65 (0:11.66)	0:23.99 (0:11.59)	0:35.65				
Rank	TAB Horse/Jockey	Barrier	Top Speed [km/h]	Fastest Section									Distance Travelled [m]
1	1 TIGER LEGEND Nikki Olzard	2	66.5 1400m	0:11.19 1400m	1:32.86 [1] (0:11.25)	1:21.61 [2] (0:11.19)	1:10.42 [1] (0:11.65)	0:58.77 [1] (0:11.64)	0:47.13 [1] (0:11.48)	0:35.65 [1] (0:11.66)	0:23.99 [1] (0:11.59)	0:35.65	
2	6 KOTABHARU Chris Whiteley	7	65.9 1400m	0:11.29 1400m	1:32.88 [2] (0:11.52)	1:21.36 [3] (0:11.29)	1:10.07 [3] (0:11.58)	0:58.49 [3] (0:11.50)	0:46.99 [3] (0:11.54)	0:35.45 [3] (0:11.68)	0:23.77 [3] (0:11.45)	0:35.45	+6
3	4 BONDURANT Adam Sewell	1	65.0 1400m	0:11.24 Overall	1:34.03 [3] (0:11.24)	1:22.79 [1] (0:11.35)	1:11.44 [2] (0:11.54)	0:59.90 [2] (0:11.65)	0:48.25 [2] (0:11.48)	0:36.77 [2] (0:11.79)	0:24.98 [2] (0:12.07)	0:36.77	+5
4	2 STAMPEDE WARRIOR Corey Bayliss	4	65.2 1400m	0:11.29 1400m	1:34.29 [4] (0:11.58)	1:22.71 [4] (0:11.29)	1:11.42 [4] (0:11.52)	0:59.90 [4] (0:11.51)	0:48.39 [4] (0:11.58)	0:36.81 [4] (0:11.75)	0:25.06 [4] (0:12.10)	0:36.81	+2

Scratched: Fresh Prince (#7), Fanaar (#5), Fighting Commando (#3)

[ ] Ranking at each section and finish  
 -:-:-:- No data available at this section  
 NA No data available

SCN Saddle cloth number  
 DNF Did not finish  
 DNT Did not track



**Mackay QLD Professional**  
**Race 2: LADBROKE IT! OPEN Handicap - 1560m**  
**23 February 2024 - 13:59**



Track Rating: Good 4, Weather: Fine, Rail Position: True

Section				200m				Last 600m	
Field Times				0:12.40 (0:12.40)				0:35.65	
Rank	TAB	Horse/Jockey	Barrier	Top Speed [km/h]	Fastest Section	Margin			Distance Travelled [m]
1	1	<b>TIGER LEGEND</b> Nikki Olzard	2	66.5 1400m	0:11.19 1400m	0:12.40 [1] (0:12.40)	1:32.86		0:35.65
2	6	<b>KOTABHARU</b> Chris Whiteley	7	65.9 1400m	0:11.29 1400m	0:12.32 [2] (0:12.32)	0.1L		0:35.45 +6
3	4	<b>BONDURANT</b> Adam Sewell	1	65.0 1400m	0:11.24 Overall	0:12.91 [3] (0:12.91)	6.6L		0:36.77 +5
4	2	<b>STAMPEDE WARRIOR</b> Corey Bayliss	4	65.2 1400m	0:11.29 1400m	0:12.96 [4] (0:12.96)	8.1L		0:36.81 +2

Scratched: Fresh Prince (#7), Fanaar (#5), Fighting Commando (#3)



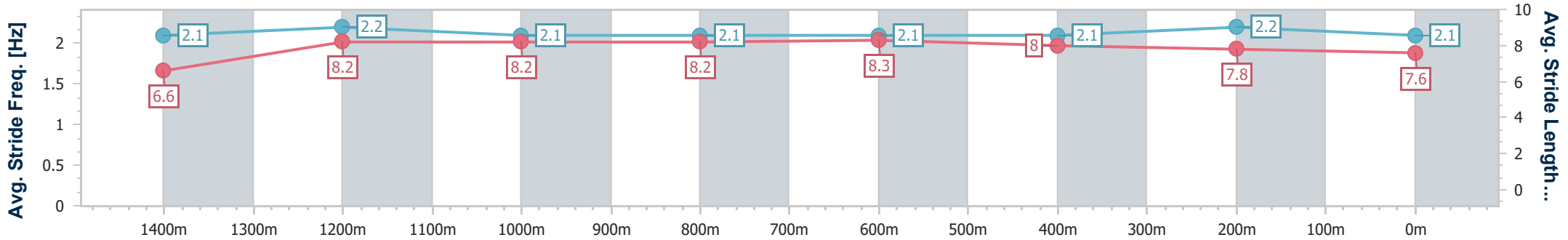
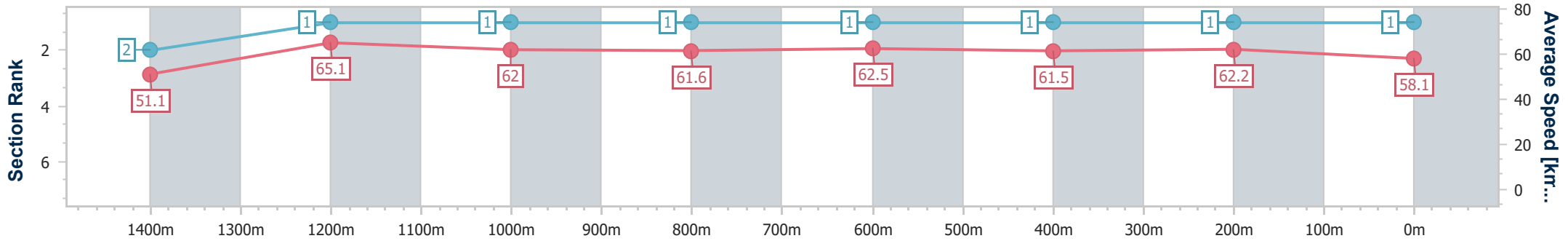
Horse/Jockey Name	Tiger Legend
Final Rank	1
Fastest Section Time (Section)	0:11.19 (1400m)
Top Speed [km/h] (Section)	66.5 (1400m)
Race State	Finished



Mackay QLD Professional  
 Race 2: LADBROKE IT! OPEN Handicap - 1560m  
 23 February 2024 - 13:59  
 Track Rating: Good 4, Weather: Fine, Rail Position: True



Section	Overall	1400m	1200m	1000m	800m	600m	400m	200m
Section Times	1:32.86 [1] (0:11.25)	1:21.61 [2] (0:11.19)	1:10.42 [1] (0:11.65)	0:58.77 [1] (0:11.64)	0:47.13 [1] (0:11.48)	0:35.65 [1] (0:11.66)	0:23.99 [1] (0:11.59)	0:12.40 [1] (0:12.40)
Average Speed [km/h]	51.1	65.1	62.0	61.6	62.5	61.5	62.2	58.1
Top Speed [km/h]	64.4	66.5	63.1	62.8	63.1	63.0	62.8	61.6
Avg. Dist. to Rail [m]	2.6	2.2	1.1	0.6	1.0	0.5	1.6	1.9
Avg. Stride Freq. [Hz]	2.1	2.2	2.1	2.1	2.1	2.1	2.2	2.1
Avg. Stride Length [m]	6.6	8.2	8.2	8.2	8.3	8.0	7.8	7.6



- [ ] Ranking at each section and finish
- .-.- No data available at this section
- NA No data available



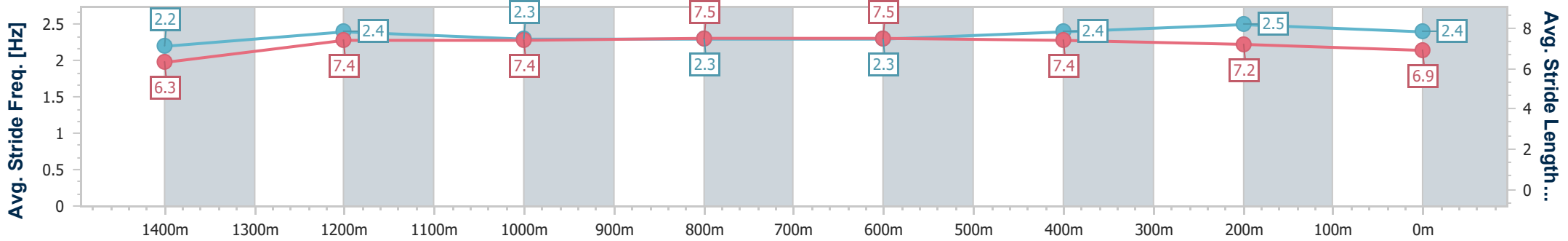
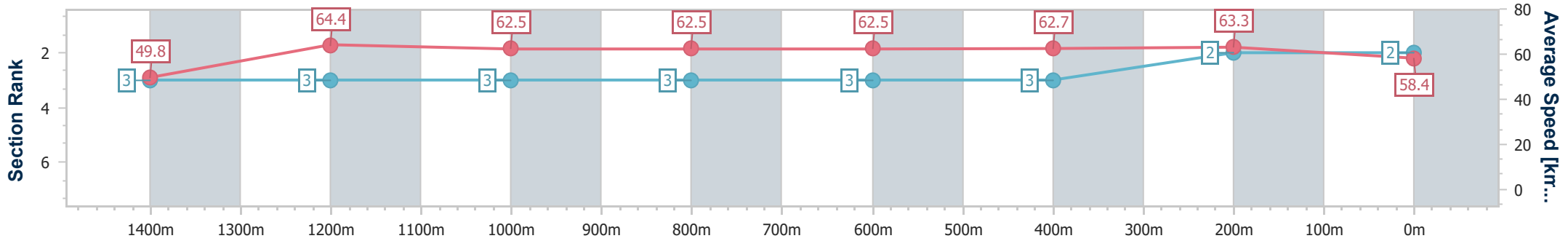
Horse/Jockey Name	Kotabharu
Final Rank	2
Fastest Section Time (Section)	0:11.29 (1400m)
Top Speed [km/h] (Section)	65.9 (1400m)
Race State	Finished



Mackay QLD Professional  
 Race 2: LADBROKE IT! OPEN Handicap - 1560m  
 23 February 2024 - 13:59  
 Track Rating: Good 4, Weather: Fine, Rail Position: True



Section	Overall	1400m	1200m	1000m	800m	600m	400m	200m
Section Times	1:32.88 [2] (0:11.52)	1:21.36 [3] (0:11.29)	1:10.07 [3] (0:11.58)	0:58.49 [3] (0:11.50)	0:46.99 [3] (0:11.54)	0:35.45 [3] (0:11.68)	0:23.77 [3] (0:11.45)	0:12.32 [2] (0:12.32)
Average Speed [km/h]	49.8	64.4	62.5	62.5	62.5	62.7	63.3	58.4
Top Speed [km/h]	62.6	65.9	63.5	63.2	63.9	64.7	64.8	63.0
Avg. Dist. to Rail [m]	3.8	2.3	1.9	0.4	0.6	2.2	3.1	2.8
Avg. Stride Freq. [Hz]	2.2	2.4	2.3	2.3	2.3	2.4	2.5	2.4
Avg. Stride Length [m]	6.3	7.4	7.4	7.5	7.5	7.4	7.2	6.9



- [ ] Ranking at each section and finish
- .-.- No data available at this section
- NA No data available



Horse/Jockey Name	Bondurant
Final Rank	3
Fastest Section Time (Section)	0:11.24 (Overall)
Top Speed [km/h] (Section)	65.0 (1400m)
Race State	Finished



### Mackay QLD Professional

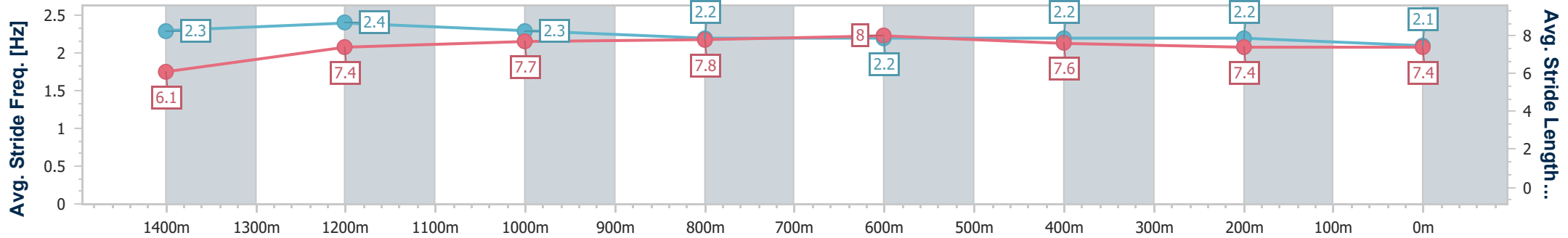
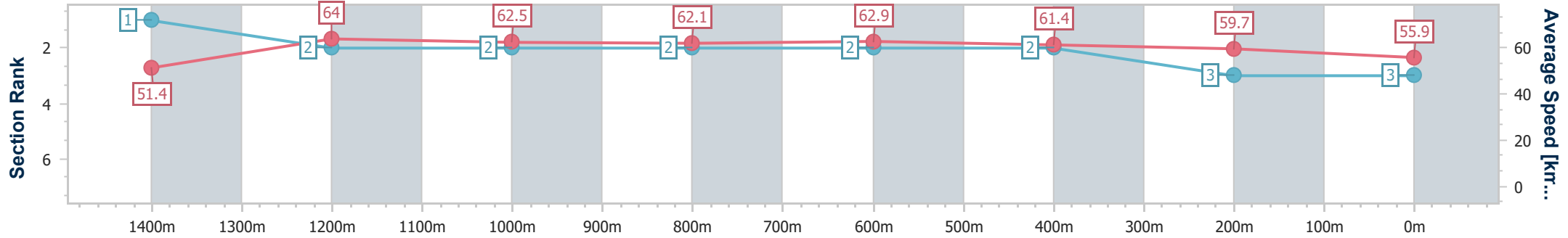
Race 2: LADBROKE IT! OPEN Handicap - 1560m

23 February 2024 - 13:59

Track Rating: Good 4, Weather: Fine, Rail Position: True



Section	Overall	1400m	1200m	1000m	800m	600m	400m	200m
Section Times	1:34.03 [3] (0:11.24)	1:22.79 [1] (0:11.35)	1:11.44 [2] (0:11.54)	0:59.90 [2] (0:11.65)	0:48.25 [2] (0:11.48)	0:36.77 [2] (0:11.79)	0:24.98 [2] (0:12.07)	0:12.91 [3] (0:12.91)
Average Speed [km/h]	51.4	64.0	62.5	62.1	62.9	61.4	59.7	55.9
Top Speed [km/h]	63.7	65.0	63.9	62.8	63.5	62.7	61.2	57.9
Avg. Dist. to Rail [m]	2.3	1.7	2.5	1.7	0.8	0.7	2.2	3.9
Avg. Stride Freq. [Hz]	2.3	2.4	2.3	2.2	2.2	2.2	2.2	2.1
Avg. Stride Length [m]	6.1	7.4	7.7	7.8	8.0	7.6	7.4	7.4



- [ ] Ranking at each section and finish
- .-.- No data available at this section
- NA No data available



Horse/Jockey Name	Stampede Warrior
Final Rank	4
Fastest Section Time (Section)	0:11.29 (1400m)
Top Speed [km/h] (Section)	65.2 (1400m)
Race State	Finished



### Mackay QLD Professional

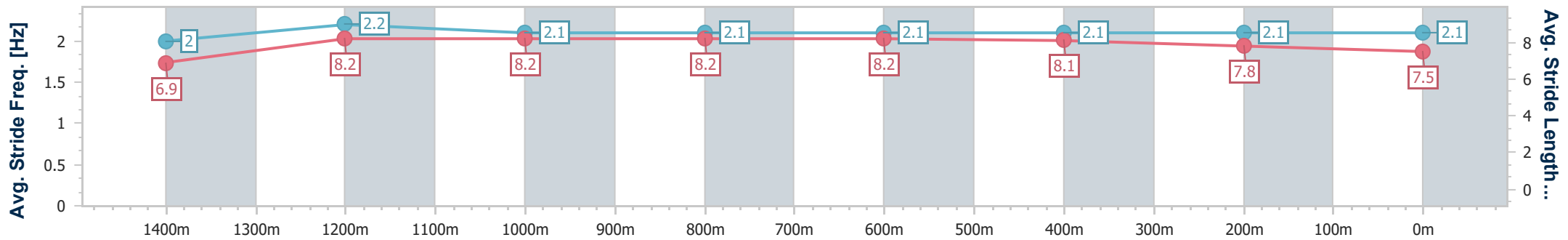
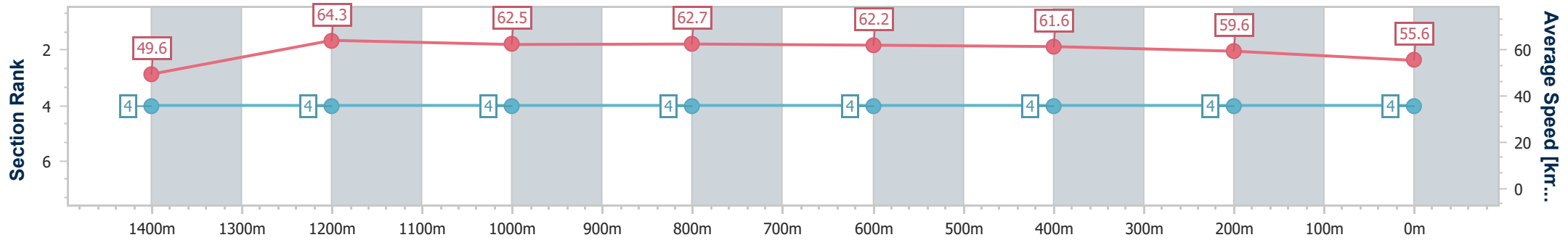
Race 2: LADBROKE IT! OPEN Handicap - 1560m

23 February 2024 - 13:59

Track Rating: Good 4, Weather: Fine, Rail Position: True



Section	Overall	1400m	1200m	1000m	800m	600m	400m	200m
Section Times	1:34.29 [4] (0:11.58)	1:22.71 [4] (0:11.29)	1:11.42 [4] (0:11.52)	0:59.90 [4] (0:11.51)	0:48.39 [4] (0:11.58)	0:36.81 [4] (0:11.75)	0:25.06 [4] (0:12.10)	0:12.96 [4] (0:12.96)
Average Speed [km/h]	49.6	64.3	62.5	62.7	62.2	61.6	59.6	55.6
Top Speed [km/h]	64.0	65.2	63.3	63.2	63.0	62.3	61.2	58.3
Avg. Dist. to Rail [m]	3.2	1.1	1.0	0.6	0.5	0.8	1.3	1.3
Avg. Stride Freq. [Hz]	2.0	2.2	2.1	2.1	2.1	2.1	2.1	2.1
Avg. Stride Length [m]	6.9	8.2	8.2	8.2	8.2	8.1	7.8	7.5



- [ ] Ranking at each section and finish
- .-.-.- No data available at this section
- NA No data available