



Aquis Park Gold Coast Poly QLD Professional

Race 5: THE SPRING WATERMAN Maiden Plate - 2000m

24 February 2024 - 15:24



Track Rating: Synthetic, Weather: Fine, Rail Position: True

Section		Overall	1800m	1600m	1400m	1200m	1000m	800m	Last 600m					
Field Times		2:05.61 (0:13.65)	1:51.96 (0:11.19)	1:40.77 (0:11.91)	1:28.86 (0:12.80)	1:16.06 (0:12.71)	1:03.35 (0:12.61)	0:50.74 (0:12.75)	0:37.99					
Rank	TAB	Horse/Jockey	Barrier	Top Speed [km/h]	Fastest Section								Distance Travelled [m]	
1	7	SUPER FENKEL Elione Chaves	8	65.6 Overall	0:11.57 1800m	2:05.61 [1] (0:14.20)	1:51.41 [5] (0:11.57)	1:39.84 [6] (0:11.92)	1:27.92 [6] (0:12.64)	1:15.28 [7] (0:12.47)	1:02.81 [6] (0:12.76)	0:50.05 [6] (0:12.40)	0:37.65	
2	9	GIDDY GAN'S JOY Jason Taylor	10	63.2 Overall	0:11.75 1800m	2:05.63 [2] (0:14.43)	1:51.20 [8] (0:11.75)	1:39.45 [9] (0:11.88)	1:27.57 [9] (0:12.44)	1:15.13 [8] (0:12.53)	1:02.60 [8] (0:12.74)	0:49.86 [8] (0:12.35)	0:37.51	+1
3	11	SISTINE CHAPEL Jai Williams	3	66.9 1800m	0:11.16 1800m	2:06.39 [3] (0:13.77)	1:52.62 [3] (0:11.16)	1:41.46 [3] (0:12.06)	1:29.40 [2] (0:12.81)	1:16.59 [2] (0:12.64)	1:03.95 [2] (0:12.68)	0:51.27 [2] (0:12.56)	0:38.71	-4
4	2	KLANG BOY Yvette Lewis	4	64.9 1800m	0:11.36 1800m	2:06.59 [4] (0:14.30)	1:52.29 [6] (0:11.36)	1:40.93 [4] (0:11.81)	1:29.12 [4] (0:12.48)	1:16.64 [4] (0:12.53)	1:04.11 [3] (0:12.81)	0:51.30 [3] (0:12.44)	0:38.86	-5
5	6	SEEYA LATER GATER Jasper Franklin	9	65.1 Overall	0:11.53 1800m	2:06.70 [5] (0:14.45)	1:52.25 [9] (0:11.53)	1:40.72 [7] (0:11.88)	1:28.84 [7] (0:12.38)	1:16.46 [6] (0:12.60)	1:03.86 [7] (0:12.73)	0:51.13 [7] (0:12.57)	0:38.56	-3
6	10	KAHRABA Michael Cahill	6	64.4 1800m	0:11.49 1800m	2:07.11 [6] (0:14.18)	1:52.93 [4] (0:11.49)	1:41.44 [5] (0:11.86)	1:29.58 [5] (0:12.57)	1:17.01 [5] (0:12.58)	1:04.43 [5] (0:12.81)	0:51.62 [5] (0:12.48)	0:39.14	+2
7	8	WEWON Alexandra Bryan	11	63.3 1800m	0:11.69 1800m	2:07.65 [7] (0:14.38)	1:53.27 [7] (0:11.69)	1:41.58 [8] (0:11.91)	1:29.67 [8] (0:12.53)	1:17.14 [9] (0:12.54)	1:04.60 [9] (0:12.79)	0:51.81 [9] (0:12.65)	0:39.16	+2
8	4	NIGHT RULER Micheal Hellyer	2	62.1 Overall	0:11.91 1800m	2:08.77 [8] (0:14.54)	1:54.23 [10] (0:11.91)	1:42.32 [10] (0:12.13)	1:30.19 [10] (0:12.38)	1:17.81 [10] (0:12.40)	1:05.41 [10] (0:12.73)	0:52.68 [10] (0:12.65)	0:40.03	-2
9	5	SEA OF CORTEZ Rikki Jamieson	1	66.6 1800m	0:11.18 1800m	2:08.90 [9] (0:13.69)	1:55.21 [2] (0:11.18)	1:44.03 [2] (0:12.15)	1:31.88 [3] (0:12.86)	1:19.02 [3] (0:12.67)	1:06.35 [4] (0:12.77)	0:53.58 [4] (0:12.60)	0:40.98	-11
10	1	FLAWLESS AMBITION Craig Robertson	5	67.3 1800m	0:11.19 1800m	2:09.03 [10] (0:13.65)	1:55.38 [1] (0:11.19)	1:44.19 [1] (0:11.91)	1:32.28 [1] (0:12.80)	1:19.48 [1] (0:12.71)	1:06.77 [1] (0:12.61)	0:54.16 [1] (0:12.75)	0:41.41	-8

Scratched: Lunarian (#3)

[] Ranking at each section and finish
 -:-:- No data available at this section
 NA No data available

SCN Saddle cloth number
 DNF Did not finish
 DNT Did not track



Aquis Park Gold Coast Poly QLD Professional

Race 5: THE SPRING WATERMAN Maiden Plate - 2000m

24 February 2024 - 15:24



Track Rating: Synthetic, Weather: Fine, Rail Position: True

Section				600m	400m	200m			Last 600m		
Field Times				0:37.99 (0:12.57)	0:25.42 (0:12.91)	0:12.51 (0:12.51)			0:37.99		
Rank	TAB	Horse/Jockey	Barrier	Top Speed [km/h]	Fastest Section	Margin			Distance Travelled [m]		
1	7	SUPER FENKEL Elione Chaves	8	65.6 Overall	0:11.57 1800m	0:37.65 [5] (0:12.47)	0:25.18 [4] (0:12.83)	0:12.35 [4] (0:12.35)	2:05.61	0:37.65	
2	9	GIDDY GAN'S JOY Jason Taylor	10	63.2 Overall	0:11.75 1800m	0:37.51 [7] (0:12.52)	0:24.99 [6] (0:12.46)	0:12.53 [1] (0:12.53)	0.1L	0:37.51	+1
3	11	SISTINE CHAPEL Jai Williams	3	66.9 1800m	0:11.16 1800m	0:38.71 [2] (0:12.51)	0:26.20 [1] (0:12.95)	0:13.25 [3] (0:13.25)	4.4L	0:38.71	-4
4	2	KLANG BOY Yvette Lewis	4	64.9 1800m	0:11.36 1800m	0:38.86 [3] (0:12.57)	0:26.29 [2] (0:12.81)	0:13.48 [2] (0:13.48)	5.4L	0:38.86	-5
5	6	SEEYA LATER GATER Jasper Franklin	9	65.1 Overall	0:11.53 1800m	0:38.56 [8] (0:12.61)	0:25.95 [7] (0:12.88)	0:13.07 [5] (0:13.07)	5.9L	0:38.56	-3
6	10	KAHRABA Michael Cahill	6	64.4 1800m	0:11.49 1800m	0:39.14 [6] (0:12.58)	0:26.56 [5] (0:13.16)	0:13.40 [6] (0:13.40)	8.2L	0:39.14	+2
7	8	WEWON Alexandra Bryan	11	63.3 1800m	0:11.69 1800m	0:39.16 [9] (0:12.62)	0:26.54 [9] (0:13.04)	0:13.50 [7] (0:13.50)	11.2L	0:39.16	+2
8	4	NIGHT RULER Micheal Hellyer	2	62.1 Overall	0:11.91 1800m	0:40.03 [10] (0:12.76)	0:27.27 [10] (0:13.37)	0:13.90 [10] (0:13.90)	17.7L	0:40.03	-2
9	5	SEA OF CORTEZ Rikki Jamieson	1	66.6 1800m	0:11.18 1800m	0:40.98 [4] (0:12.84)	0:28.14 [8] (0:13.73)	0:14.41 [9] (0:14.41)	18.5L	0:40.98	-11
10	1	FLAWLESS AMBITION Craig Robertson	5	67.3 1800m	0:11.19 1800m	0:41.41 [1] (0:12.70)	0:28.71 [3] (0:13.86)	0:14.85 [8] (0:14.85)	19.3L	0:41.41	-8

Scratched: Lunarian (#3)

[] Ranking at each section and finish
 -:-:- No data available at this section
 NA No data available

SCN Saddle cloth number
 DNF Did not finish
 DNT Did not track



Horse/Jockey Name	Super Fenkel
Final Rank	1
Fastest Section Time (Section)	0:11.57 (1800m)
Top Speed [km/h] (Section)	65.6 (Overall)
Race State	Finished



Aquis Park Gold Coast Poly QLD Professional

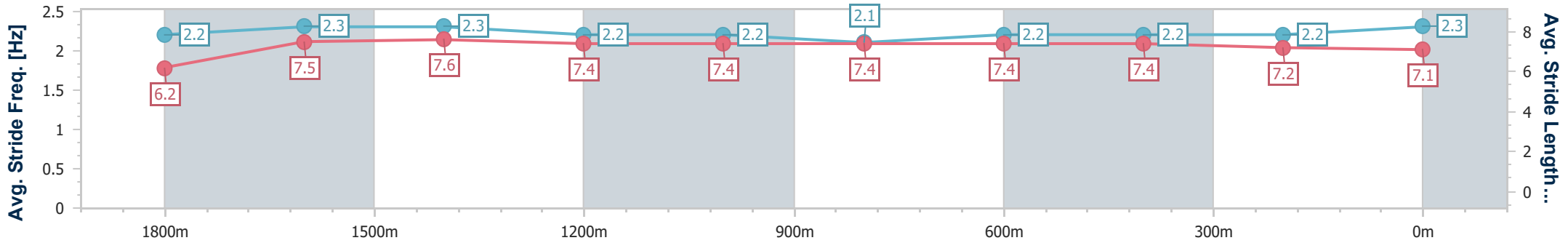
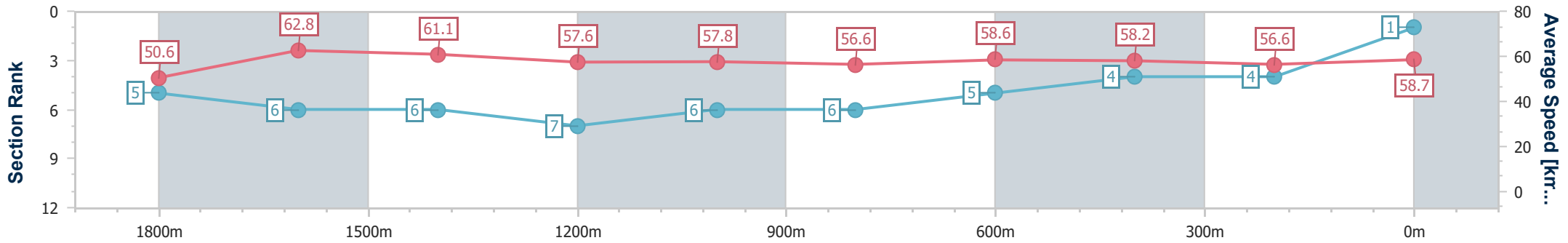
Race 5: THE SPRING WATERMAN Maiden Plate - 2000m



24 February 2024 - 15:24

Track Rating: Synthetic, Weather: Fine, Rail Position: True

Section	Overall	1800m	1600m	1400m	1200m	1000m	800m	600m	400m	200m
Section Times	2:05.61 [1] (0:14.20)	1:51.41 [5] (0:11.57)	1:39.84 [6] (0:11.92)	1:27.92 [6] (0:12.64)	1:15.28 [7] (0:12.47)	1:02.81 [6] (0:12.76)	0:50.05 [6] (0:12.40)	0:37.65 [5] (0:12.47)	0:25.18 [4] (0:12.83)	0:12.35 [4] (0:12.35)
Average Speed [km/h]	50.6	62.8	61.1	57.6	57.8	56.6	58.6	58.2	56.6	58.7
Top Speed [km/h]	65.6	65.1	62.5	60.4	58.3	57.8	59.1	59.0	58.3	58.9
Avg. Dist. to Rail [m]	5.1	2.6	2.3	1.7	1.9	1.7	1.7	2.1	2.5	1.5
Avg. Stride Freq. [Hz]	2.2	2.3	2.3	2.2	2.2	2.1	2.2	2.2	2.2	2.3
Avg. Stride Length [m]	6.2	7.5	7.6	7.4	7.4	7.4	7.4	7.4	7.2	7.1



- [] Ranking at each section and finish
- .-.- No data available at this section
- NA No data available



Horse/Jockey Name	Giddy Gan's Joy
Final Rank	2
Fastest Section Time (Section)	0:11.75 (1800m)
Top Speed [km/h] (Section)	63.2 (Overall)
Race State	Finished



Aquis Park Gold Coast Poly QLD Professional

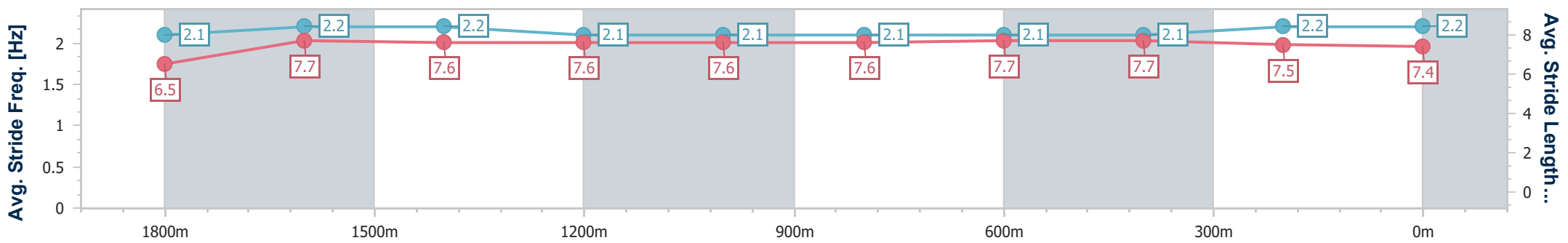
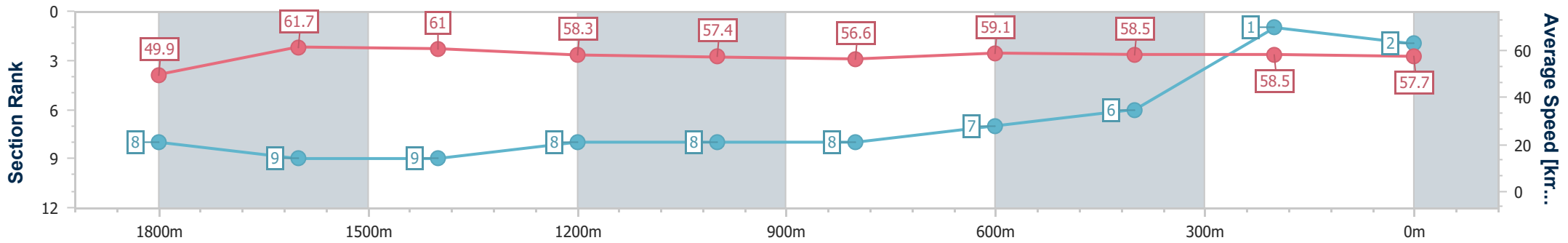
Race 5: THE SPRING WATERMAN Maiden Plate - 2000m



24 February 2024 - 15:24

Track Rating: Synthetic, Weather: Fine, Rail Position: True

Section	Overall	1800m	1600m	1400m	1200m	1000m	800m	600m	400m	200m
Section Times	2:05.63 [2] (0:14.43)	1:51.20 [8] (0:11.75)	1:39.45 [9] (0:11.88)	1:27.57 [9] (0:12.44)	1:15.13 [8] (0:12.53)	1:02.60 [8] (0:12.74)	0:49.86 [8] (0:12.35)	0:37.51 [7] (0:12.52)	0:24.99 [6] (0:12.46)	0:12.53 [1] (0:12.53)
Average Speed [km/h]	49.9	61.7	61.0	58.3	57.4	56.6	59.1	58.5	58.5	57.7
Top Speed [km/h]	63.2	62.2	62.2	59.7	58.2	57.9	59.5	59.3	58.9	58.5
Avg. Dist. to Rail [m]	7.0	2.3	1.5	0.7	1.3	1.7	1.9	3.5	5.5	3.2
Avg. Stride Freq. [Hz]	2.1	2.2	2.2	2.1	2.1	2.1	2.1	2.1	2.2	2.2
Avg. Stride Length [m]	6.5	7.7	7.6	7.6	7.6	7.6	7.7	7.7	7.5	7.4



- [] Ranking at each section and finish
- .-.- No data available at this section
- NA No data available



Horse/Jockey Name	Sistine Chapel
Final Rank	3
Fastest Section Time (Section)	0:11.16 (1800m)
Top Speed [km/h] (Section)	66.9 (1800m)
Race State	Finished



Aquis Park Gold Coast Poly QLD Professional

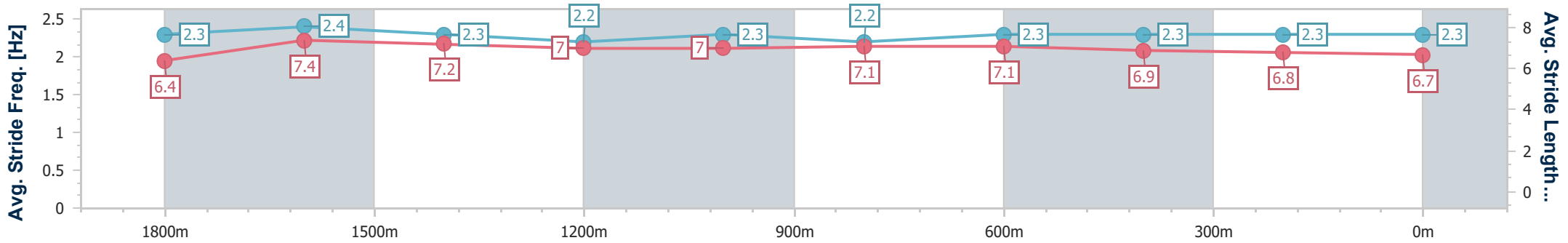
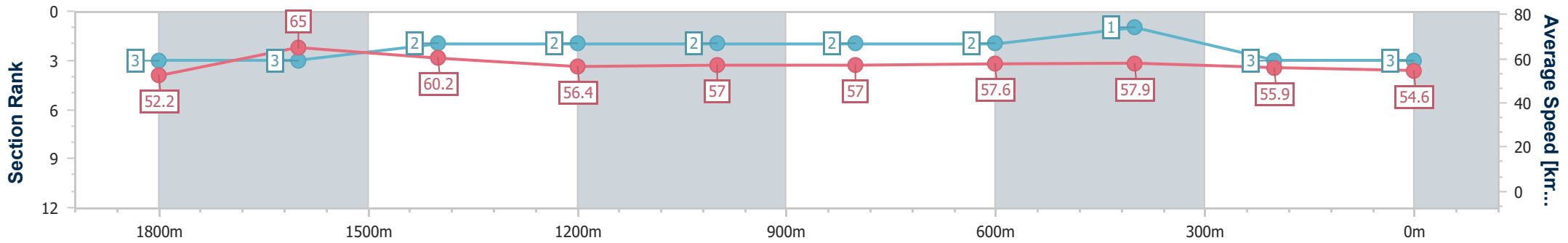
Race 5: THE SPRING WATERMAN Maiden Plate - 2000m



24 February 2024 - 15:24

Track Rating: Synthetic, Weather: Fine, Rail Position: True

Section	Overall	1800m	1600m	1400m	1200m	1000m	800m	600m	400m	200m
Section Times	2:06.39 [3] (0:13.77)	1:52.62 [3] (0:11.16)	1:41.46 [3] (0:12.06)	1:29.40 [2] (0:12.81)	1:16.59 [2] (0:12.64)	1:03.95 [2] (0:12.68)	0:51.27 [2] (0:12.56)	0:38.71 [2] (0:12.51)	0:26.20 [1] (0:12.95)	0:13.25 [3] (0:13.25)
Average Speed [km/h]	52.2	65.0	60.2	56.4	57.0	57.0	57.6	57.9	55.9	54.6
Top Speed [km/h]	66.2	66.9	61.1	59.7	57.7	57.5	58.1	59.5	56.5	55.7
Avg. Dist. to Rail [m]	1.8	1.8	1.9	0.7	1.3	1.2	1.2	1.6	2.7	2.9
Avg. Stride Freq. [Hz]	2.3	2.4	2.3	2.2	2.3	2.2	2.3	2.3	2.3	2.3
Avg. Stride Length [m]	6.4	7.4	7.2	7.0	7.0	7.1	7.1	6.9	6.8	6.7



- [] Ranking at each section and finish
- .-.- No data available at this section
- NA No data available



Horse/Jockey Name	Klang Boy
Final Rank	4
Fastest Section Time (Section)	0:11.36 (1800m)
Top Speed [km/h] (Section)	64.9 (1800m)
Race State	Finished



Aquis Park Gold Coast Poly QLD Professional

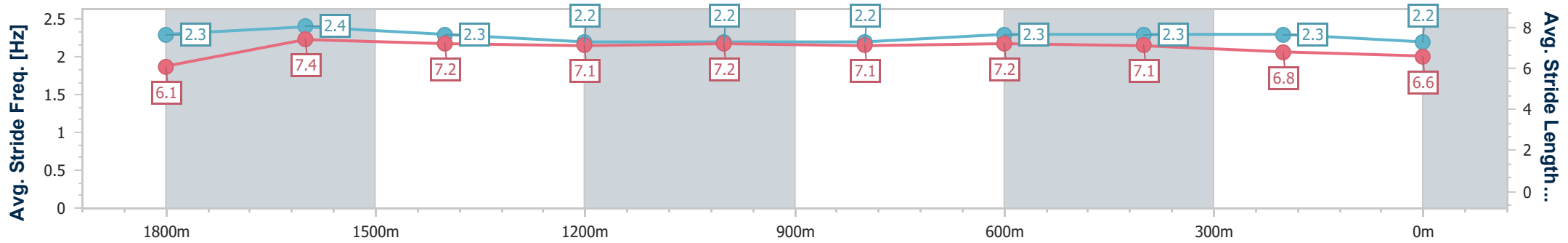
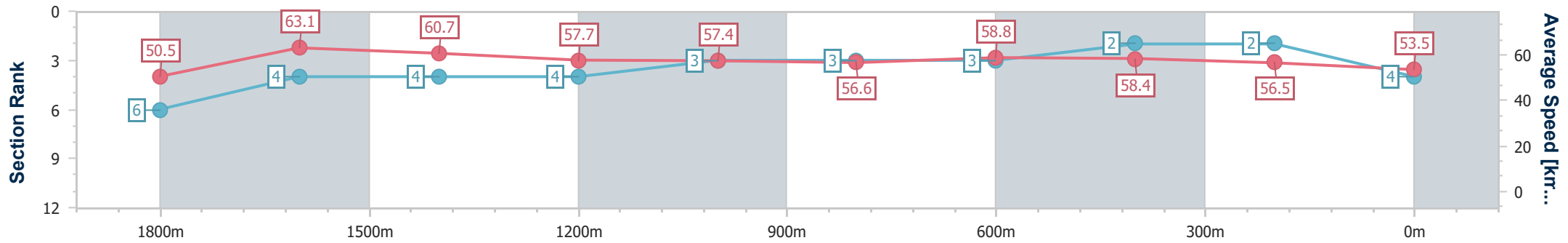
Race 5: THE SPRING WATERMAN Maiden Plate - 2000m



24 February 2024 - 15:24

Track Rating: Synthetic, Weather: Fine, Rail Position: True

Section	Overall	1800m	1600m	1400m	1200m	1000m	800m	600m	400m	200m		
Section Times	2:06.59 [4] (0:14.30)	1:52.29 [6] (0:11.36)	1:40.93 [4] (0:11.81)	1:29.12 [4] (0:12.48)	1:16.64 [4] (0:12.53)	1:04.11 [3] (0:12.81)	0:51.30 [3] (0:12.44)	0:38.86 [3] (0:12.57)	0:26.29 [2] (0:12.81)	0:13.48 [2] (0:13.48)		
Average Speed [km/h]	50.5	63.1	60.7	57.7	57.4	56.6	58.8	58.4	56.5	53.5		
Top Speed [km/h]	63.9	64.9	62.2	61.0	58.7	58.7	59.6	59.3	58.6	57.8		
Avg. Dist. to Rail [m]	1.8	0.4	0.6	0.8	2.5	2.9	2.8	3.0	3.7	5.0		
Avg. Stride Freq. [Hz]	2.3	2.4	2.3	2.2	2.2	2.2	2.3	2.3	2.3	2.2		
Avg. Stride Length [m]	6.1	7.4	7.2	7.1	7.2	7.1	7.2	7.1	6.8	6.6		



- [] Ranking at each section and finish
- .-.- No data available at this section
- NA No data available



Horse/Jockey Name	Seeya Later Gater
Final Rank	5
Fastest Section Time (Section)	0:11.53 (1800m)
Top Speed [km/h] (Section)	65.1 (Overall)
Race State	Finished



Aquis Park Gold Coast Poly QLD Professional

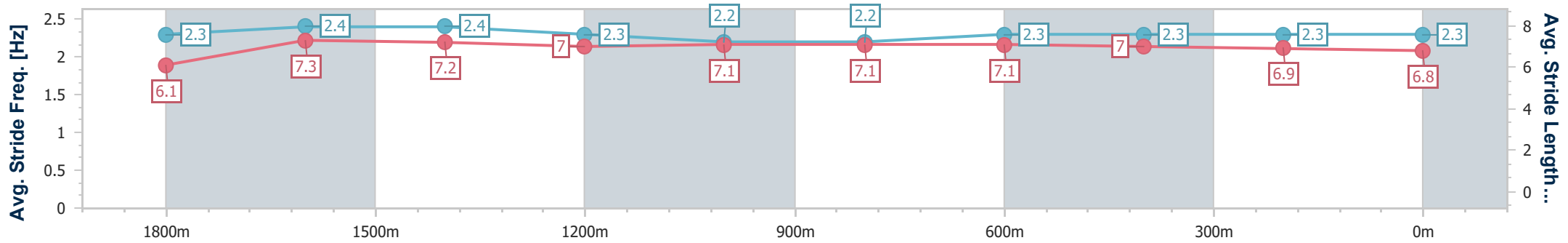
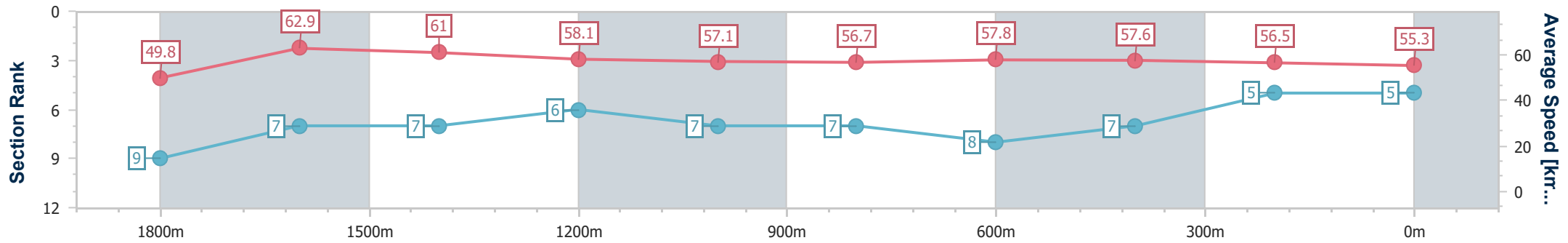
Race 5: THE SPRING WATERMAN Maiden Plate - 2000m



24 February 2024 - 15:24

Track Rating: Synthetic, Weather: Fine, Rail Position: True

Section	Overall	1800m	1600m	1400m	1200m	1000m	800m	600m	400m	200m
Section Times	2:06.70 [5] (0:14.45)	1:52.25 [9] (0:11.53)	1:40.72 [7] (0:11.88)	1:28.84 [7] (0:12.38)	1:16.46 [6] (0:12.60)	1:03.86 [7] (0:12.73)	0:51.13 [7] (0:12.57)	0:38.56 [8] (0:12.61)	0:25.95 [7] (0:12.88)	0:13.07 [5] (0:13.07)
Average Speed [km/h]	49.8	62.9	61.0	58.1	57.1	56.7	57.8	57.6	56.5	55.3
Top Speed [km/h]	65.1	65.1	61.9	59.8	58.5	57.4	58.6	58.3	57.2	55.9
Avg. Dist. to Rail [m]	5.1	1.8	1.3	0.6	1.2	0.9	1.2	1.8	4.8	4.1
Avg. Stride Freq. [Hz]	2.3	2.4	2.4	2.3	2.2	2.2	2.3	2.3	2.3	2.3
Avg. Stride Length [m]	6.1	7.3	7.2	7.0	7.1	7.1	7.1	7.0	6.9	6.8



- [] Ranking at each section and finish
- .-.- No data available at this section
- NA No data available



Horse/Jockey Name	Kahraba
Final Rank	6
Fastest Section Time (Section)	0:11.49 (1800m)
Top Speed [km/h] (Section)	64.4 (1800m)
Race State	Finished



Aquis Park Gold Coast Poly QLD Professional

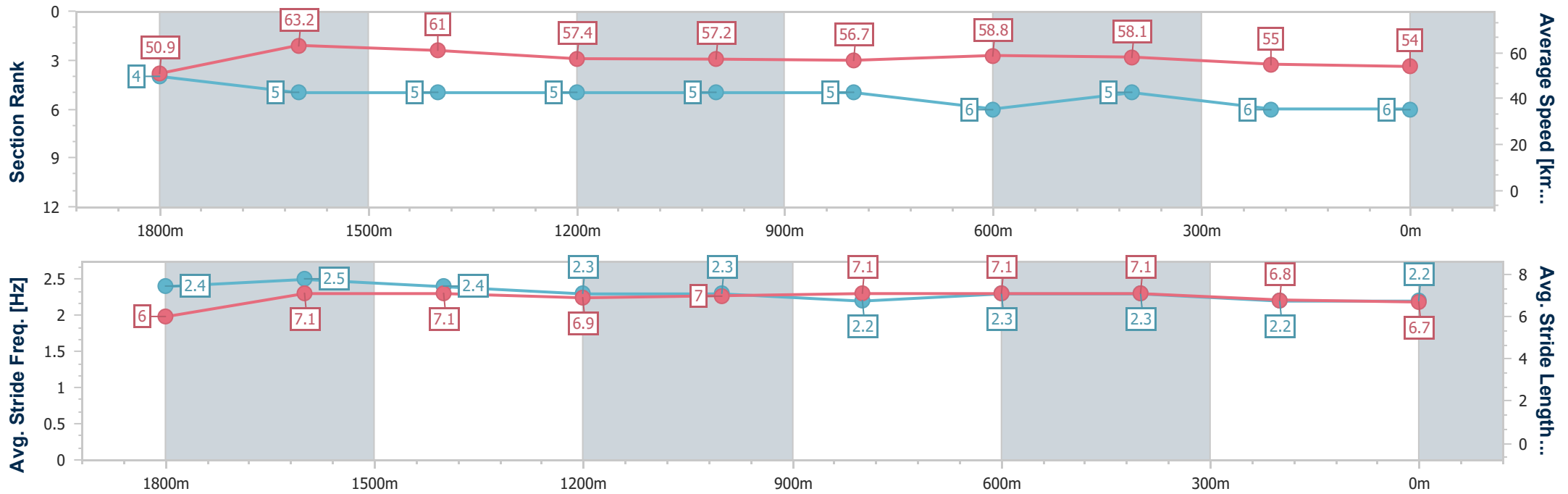
Race 5: THE SPRING WATERMAN Maiden Plate - 2000m



24 February 2024 - 15:24

Track Rating: Synthetic, Weather: Fine, Rail Position: True

Section	Overall	1800m	1600m	1400m	1200m	1000m	800m	600m	400m	200m
Section Times	2:07.11 [6] (0:14.18)	1:52.93 [4] (0:11.49)	1:41.44 [5] (0:11.86)	1:29.58 [5] (0:12.57)	1:17.01 [5] (0:12.58)	1:04.43 [5] (0:12.81)	0:51.62 [5] (0:12.48)	0:39.14 [6] (0:12.58)	0:26.56 [5] (0:13.16)	0:13.40 [6] (0:13.40)
Average Speed [km/h]	50.9	63.2	61.0	57.4	57.2	56.7	58.8	58.1	55.0	54.0
Top Speed [km/h]	63.5	64.4	62.5	62.1	58.4	58.2	59.3	59.5	56.4	54.9
Avg. Dist. to Rail [m]	4.7	2.4	1.9	0.5	2.4	2.5	3.5	3.2	3.7	5.4
Avg. Stride Freq. [Hz]	2.4	2.5	2.4	2.3	2.3	2.2	2.3	2.3	2.2	2.2
Avg. Stride Length [m]	6.0	7.1	7.1	6.9	7.0	7.1	7.1	7.1	6.8	6.7



- [] Ranking at each section and finish
- .-.- No data available at this section
- NA No data available



Horse/Jockey Name	Wewon
Final Rank	7
Fastest Section Time (Section)	0:11.69 (1800m)
Top Speed [km/h] (Section)	63.3 (1800m)
Race State	Finished



Aquis Park Gold Coast Poly QLD Professional

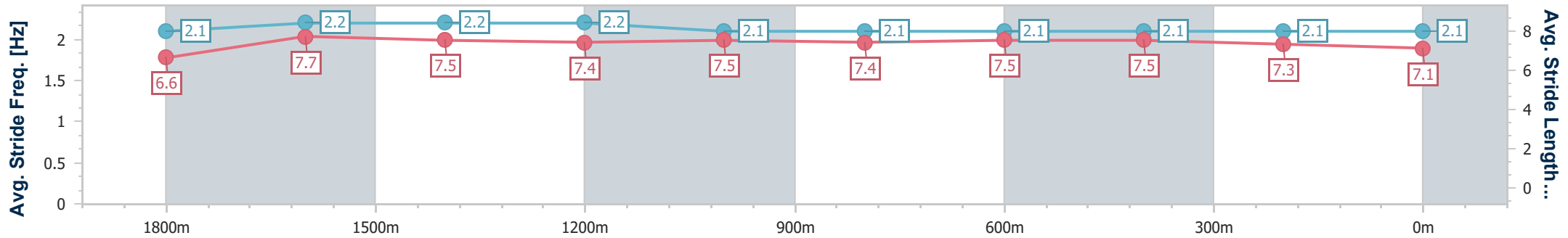
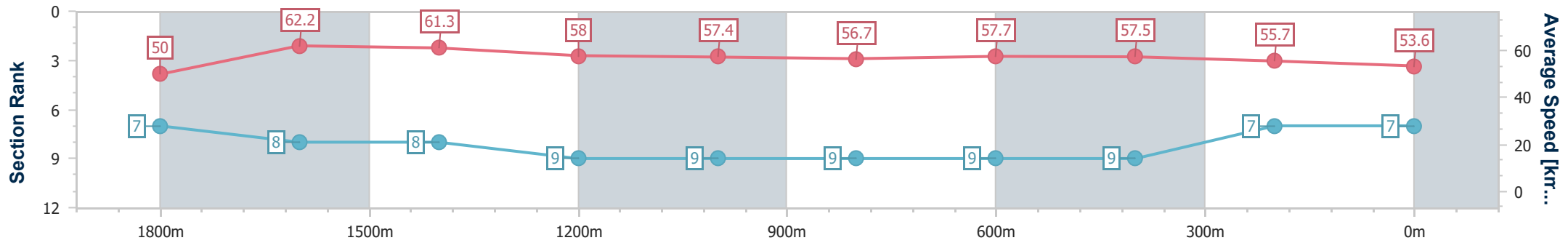
Race 5: THE SPRING WATERMAN Maiden Plate - 2000m



24 February 2024 - 15:24

Track Rating: Synthetic, Weather: Fine, Rail Position: True

Section	Overall	1800m	1600m	1400m	1200m	1000m	800m	600m	400m	200m
Section Times	2:07.65 [7] (0:14.38)	1:53.27 [7] (0:11.69)	1:41.58 [8] (0:11.91)	1:29.67 [8] (0:12.53)	1:17.14 [9] (0:12.54)	1:04.60 [9] (0:12.79)	0:51.81 [9] (0:12.65)	0:39.16 [9] (0:12.62)	0:26.54 [9] (0:13.04)	0:13.50 [7] (0:13.50)
Average Speed [km/h]	50.0	62.2	61.3	58.0	57.4	56.7	57.7	57.5	55.7	53.6
Top Speed [km/h]	62.3	63.3	62.0	59.4	58.1	57.5	58.1	58.3	56.4	55.1
Avg. Dist. to Rail [m]	8.2	3.4	2.6	1.7	2.4	2.5	2.2	1.8	4.1	4.3
Avg. Stride Freq. [Hz]	2.1	2.2	2.2	2.2	2.1	2.1	2.1	2.1	2.1	2.1
Avg. Stride Length [m]	6.6	7.7	7.5	7.4	7.5	7.4	7.5	7.5	7.3	7.1



- [] Ranking at each section and finish
- .-.- No data available at this section
- NA No data available



Horse/Jockey Name	Night Ruler
Final Rank	8
Fastest Section Time (Section)	0:11.91 (1800m)
Top Speed [km/h] (Section)	62.1 (Overall)
Race State	Finished



Aquis Park Gold Coast Poly QLD Professional

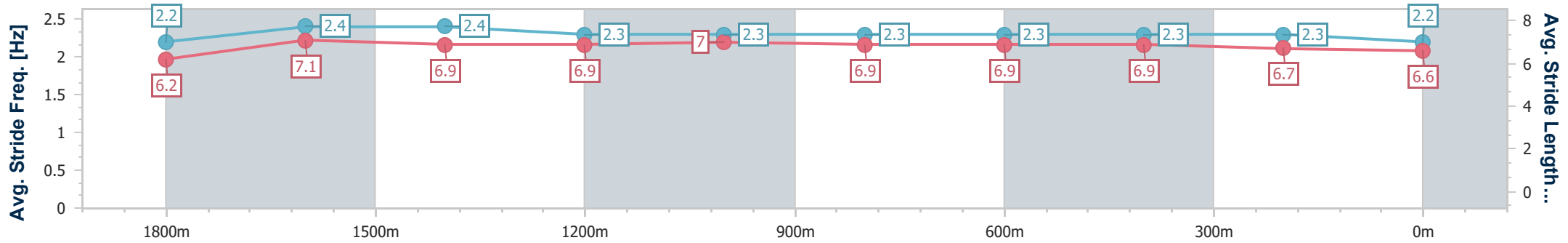
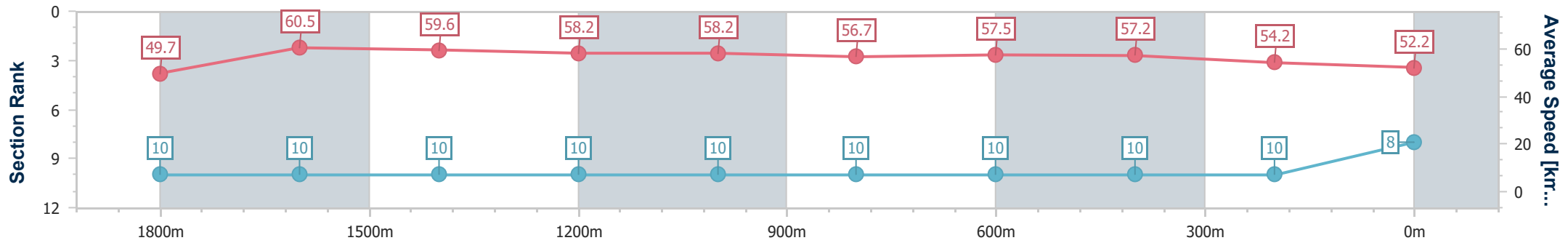
Race 5: THE SPRING WATERMAN Maiden Plate - 2000m



24 February 2024 - 15:24

Track Rating: Synthetic, Weather: Fine, Rail Position: True

Section	Overall	1800m	1600m	1400m	1200m	1000m	800m	600m	400m	200m
Section Times	2:08.77 [8] (0:14.54)	1:54.23 [10] (0:11.91)	1:42.32 [10] (0:12.13)	1:30.19 [10] (0:12.38)	1:17.81 [10] (0:12.40)	1:05.41 [10] (0:12.73)	0:52.68 [10] (0:12.65)	0:40.03 [10] (0:12.76)	0:27.27 [10] (0:13.37)	0:13.90 [10] (0:13.90)
Average Speed [km/h]	49.7	60.5	59.6	58.2	58.2	56.7	57.5	57.2	54.2	52.2
Top Speed [km/h]	62.1	62.0	61.4	60.8	58.7	58.3	58.3	58.9	55.5	54.1
Avg. Dist. to Rail [m]	1.8	0.9	1.0	0.6	1.7	2.0	1.9	2.8	5.4	6.8
Avg. Stride Freq. [Hz]	2.2	2.4	2.4	2.3	2.3	2.3	2.3	2.3	2.3	2.2
Avg. Stride Length [m]	6.2	7.1	6.9	6.9	7.0	6.9	6.9	6.9	6.7	6.6



- [] Ranking at each section and finish
- .-.- No data available at this section
- NA No data available



Horse/Jockey Name	Sea Of Cortez
Final Rank	9
Fastest Section Time (Section)	0:11.18 (1800m)
Top Speed [km/h] (Section)	66.6 (1800m)
Race State	Finished



Aquis Park Gold Coast Poly QLD Professional

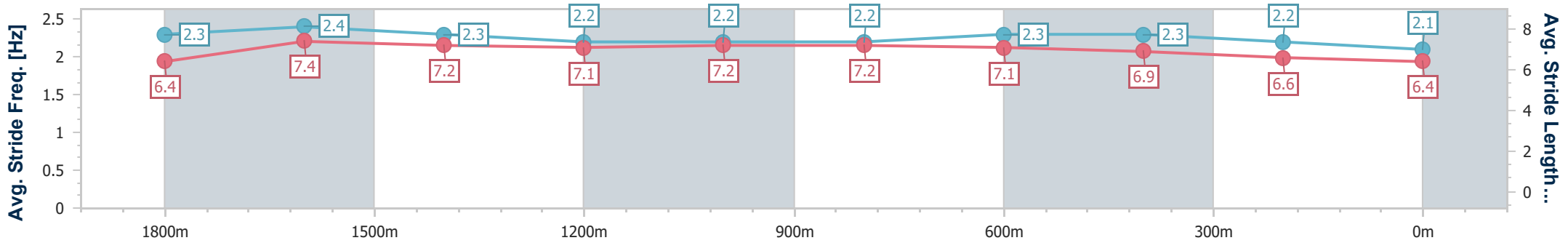
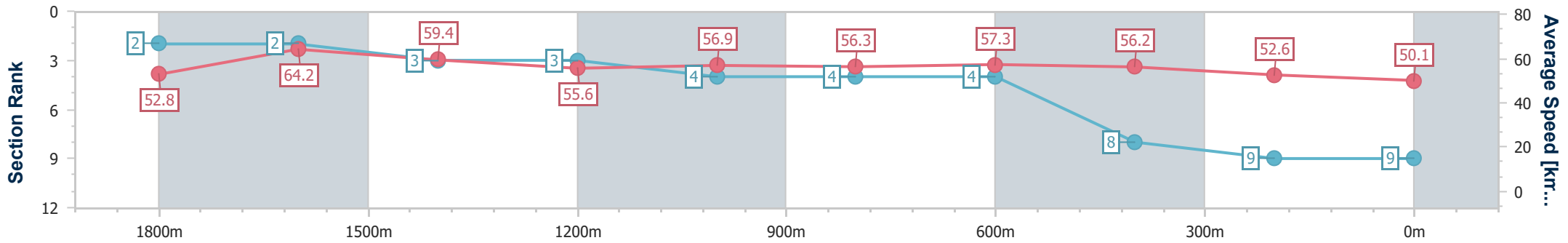
Race 5: THE SPRING WATERMAN Maiden Plate - 2000m



24 February 2024 - 15:24

Track Rating: Synthetic, Weather: Fine, Rail Position: True

Section	Overall	1800m	1600m	1400m	1200m	1000m	800m	600m	400m	200m			
Section Times	2:08.90 [9] (0:13.69)	1:55.21 [2] (0:11.18)	1:44.03 [2] (0:12.15)	1:31.88 [3] (0:12.86)	1:19.02 [3] (0:12.67)	1:06.35 [4] (0:12.77)	0:53.58 [4] (0:12.60)	0:40.98 [4] (0:12.84)	0:28.14 [8] (0:13.73)	0:14.41 [9] (0:14.41)			
Average Speed [km/h]	52.8	64.2	59.4	55.6	56.9	56.3	57.3	56.2	52.6	50.1			
Top Speed [km/h]	65.9	66.6	60.5	60.2	57.5	57.6	57.8	58.1	54.2	50.8			
Avg. Dist. to Rail [m]	0.6	0.3	0.6	0.7	0.6	0.5	0.6	0.4	1.7	4.5			
Avg. Stride Freq. [Hz]	2.3	2.4	2.3	2.2	2.2	2.2	2.3	2.3	2.2	2.1			
Avg. Stride Length [m]	6.4	7.4	7.2	7.1	7.2	7.2	7.1	6.9	6.6	6.4			



- [] Ranking at each section and finish
- .-.- No data available at this section
- NA No data available



Horse/Jockey Name	Flawless Ambition
Final Rank	10
Fastest Section Time (Section)	0:11.19 (1800m)
Top Speed [km/h] (Section)	67.3 (1800m)
Race State	Finished



Aquis Park Gold Coast Poly QLD Professional

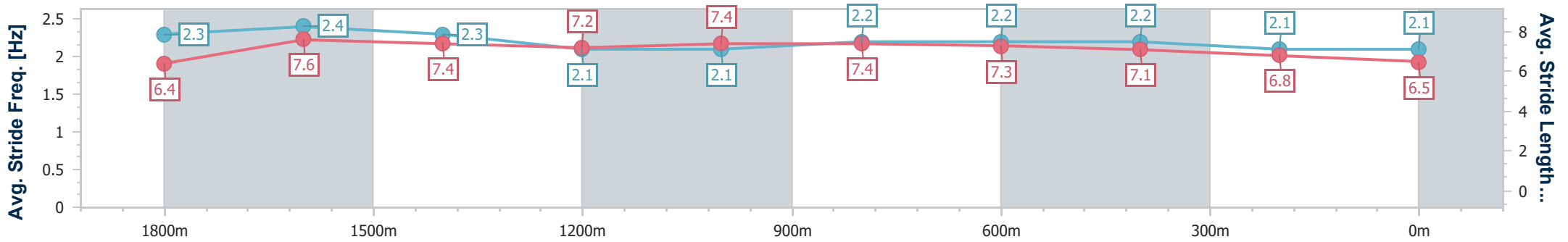
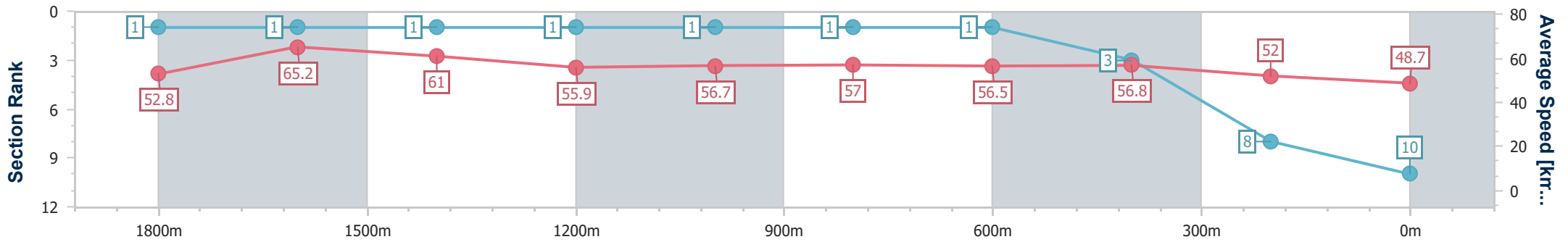
Race 5: THE SPRING WATERMAN Maiden Plate - 2000m



24 February 2024 - 15:24

Track Rating: Synthetic, Weather: Fine, Rail Position: True

Section	Overall	1800m	1600m	1400m	1200m	1000m	800m	600m	400m	200m
Section Times	2:09.03 [10] (0:13.65)	1:55.38 [1] (0:11.19)	1:44.19 [1] (0:11.91)	1:32.28 [1] (0:12.80)	1:19.48 [1] (0:12.71)	1:06.77 [1] (0:12.61)	0:54.16 [1] (0:12.75)	0:41.41 [1] (0:12.70)	0:28.71 [3] (0:13.86)	0:14.85 [8] (0:14.85)
Average Speed [km/h]	52.8	65.2	61.0	55.9	56.7	57.0	56.5	56.8	52.0	48.7
Top Speed [km/h]	66.1	67.3	62.4	58.5	57.2	57.5	57.7	58.3	54.9	49.9
Avg. Dist. to Rail [m]	3.9	3.4	2.3	1.0	0.6	0.3	0.3	0.7	1.0	1.5
Avg. Stride Freq. [Hz]	2.3	2.4	2.3	2.1	2.1	2.2	2.2	2.2	2.1	2.1
Avg. Stride Length [m]	6.4	7.6	7.4	7.2	7.4	7.4	7.3	7.1	6.8	6.5



- [] Ranking at each section and finish
- .-.- No data available at this section
- NA No data available