



**Doomben QLD Professional**  
**Race 4: TATTERSALL'S LIFE MEMBERS QTIS JEWEL PRELUDE 2YO**  
**Colts & Geldings Plate - 1110m**  
**24 February 2024 - 13:59**



BRISBANE  
RACING CLUB

Track Rating: Good 4, Weather: Overcast, Rail Position: +2.5m

Section												Last 600m		
Field Times		Overall	1000m	800m	600m	400m	200m						0:35.33	
		1:05.16 (0:08.33)	0:56.83 (0:10.38)	0:46.45 (0:11.12)	0:35.33 (0:11.71)	0:23.62 (0:11.76)	0:11.86 (0:11.86)							
Rank	TAB	Horse/Jockey	Barrier	Top Speed [km/h]	Fastest Section							Margin	Distance Travelled [m]	
1	8	<b>ALL INCLUSIVE</b> Ryan Maloney	7	69.8	0:08.66	1:05.16 [1] (0:08.66)	0:56.50 [9] (0:10.55)	0:45.95 [8] (0:11.14)	0:34.81 [8] (0:11.74)	0:23.07 [8] (0:11.26)	0:11.81 [2] (0:11.81)	1:05.16	0:34.81	
2	10	<b>STREET CHASE</b> Jim Byrne	1	69.7	0:08.59	1:05.36 [2] (0:08.59)	0:56.77 [7] (0:10.64)	0:46.13 [9] (0:11.09)	0:35.04 [7] (0:11.71)	0:23.33 [7] (0:11.50)	0:11.83 [6] (0:11.83)	1.19L	0:35.04	-4
3	2	<b>DEFIANT BOOM</b> Michael Rodd	2	69.4	0:08.34	1:05.40 [3] (0:08.34)	0:57.06 [2] (0:10.66)	0:46.40 [4] (0:11.06)	0:35.34 [4] (0:11.68)	0:23.66 [4] (0:11.56)	0:12.10 [1] (0:12.10)	1.39L	0:35.34	-5
4	11	<b>SUPERALLOY</b> Angela Jones	10	70.2	0:08.39	1:05.65 [4] (0:08.39)	0:57.26 [4] (0:10.63)	0:46.63 [5] (0:11.26)	0:35.37 [5] (0:11.73)	0:23.64 [6] (0:11.37)	0:12.27 [5] (0:12.27)	2.86L	0:35.37	+2
5	4	<b>MYTHBUSTA</b> Jag Guthmann-Chester	3	70.6	0:08.50	1:05.91 [5] (0:08.50)	0:57.41 [5] (0:10.55)	0:46.86 [6] (0:11.26)	0:35.60 [6] (0:11.58)	0:24.02 [5] (0:11.64)	0:12.38 [7] (0:12.38)	4.4L	0:35.60	-4
6	9	<b>BRAZEN ACT</b> Cejay Graham	4	70.6	0:08.33	1:06.05 [6] (0:08.33)	0:57.72 [1] (0:10.38)	0:47.34 [1] (0:11.12)	0:36.22 [1] (0:11.71)	0:24.51 [1] (0:11.84)	0:12.67 [4] (0:12.67)	5.23L	0:36.22	-4
7	13	<b>MR CROWNING MOMENT</b> Andrew Mallyon	11	70.2	0:08.92	1:06.14 [7] (0:08.92)	0:57.22 [11] (0:10.55)	0:46.67 [11] (0:11.11)	0:35.56 [11] (0:11.63)	0:23.93 [10] (0:11.54)	0:12.39 [10] (0:12.39)	5.73L	0:35.56	+0
8	12	<b>WAYFARER'S WAY</b> Kirk Matheson	5	72.0	0:08.52	1:06.37 [8] (0:08.52)	0:57.85 [6] (0:10.35)	0:47.50 [3] (0:11.05)	0:36.45 [3] (0:11.66)	0:24.79 [3] (0:11.79)	0:13.00 [3] (0:13.00)	7.09L	0:36.45	-6
9	3	<b>CRYPTOSTAR</b> Ryan Wiggins	13	71.8	0:08.63	1:06.62 [9] (0:08.63)	0:57.99 [8] (0:10.45)	0:47.54 [7] (0:11.29)	0:36.25 [9] (0:12.00)	0:24.25 [11] (0:11.48)	0:12.77 [11] (0:12.77)	8.6L	0:36.25	+6
10	6	<b>MISHANI HITMAN</b> Samantha Collett	8	69.4	0:08.91	1:06.69 [10] (0:08.91)	0:57.78 [10] (0:10.56)	0:47.22 [10] (0:11.07)	0:36.15 [10] (0:11.60)	0:24.55 [9] (0:11.55)	0:13.00 [9] (0:13.00)	8.98L	0:36.15	-6

Scratched: Enhance (#5), Alpine Raider (#7)

[ ] Ranking at each section and finish  
 -:-:- No data available at this section  
 NA No data available

SCN Saddle cloth number  
 DNF Did not finish  
 DNT Did not track



**Doomben QLD Professional**  
**Race 4: TATTERSALL'S LIFE MEMBERS QTIS JEWEL PRELUDE 2YO**  
**Colts & Geldings Plate - 1110m**  
**24 February 2024 - 13:59**



Track Rating: Good 4, Weather: Overcast, Rail Position: +2.5m

Section	Overall	1000m	800m	600m	400m	200m	Last 600m
Field Times	1:05.16 (0:08.33)	0:56.83 (0:10.38)	0:46.45 (0:11.12)	0:35.33 (0:11.71)	0:23.62 (0:11.76)	0:11.86 (0:11.86)	0:35.33

Rank	TAB	Horse/Jockey	Barrier	Top Speed [km/h]	Fastest Section	Overall	1000m	800m	600m	400m	200m	Margin	Distance Travelled [m]	
11	1	HEAD HONCHO	6	71.7	0:08.38	1:07.57 [11]	0:59.19 [3]	0:48.85 [2]	0:37.73 [2]	0:26.00 [2]	0:13.93 [8]	14.14L	0:37.73	+1
		Kyle Wilson-Taylor		1000m	Overall	(0:08.38)	(0:10.34)	(0:11.12)	(0:11.73)	(0:12.07)	(0:13.93)			

Scratched: Enhance (#5), Alpine Raider (#7)

[ ] Ranking at each section and finish  
 -:-:- No data available at this section  
 NA No data available

SCN Saddle cloth number  
 DNF Did not finish  
 DNT Did not track



Horse/Jockey Name	All Inclusive
Final Rank	1
Fastest Section Time (Section)	0:08.66 (Overall)
Top Speed [km/h] (Section)	69.8 (1000m)
Race State	Finished



Doomben QLD Professional  
 Race 4: TATTERSALL'S LIFE MEMBERS QTIS JEWEL  
 PRELUDE 2YO Colts & Geldings Plate - 1110m

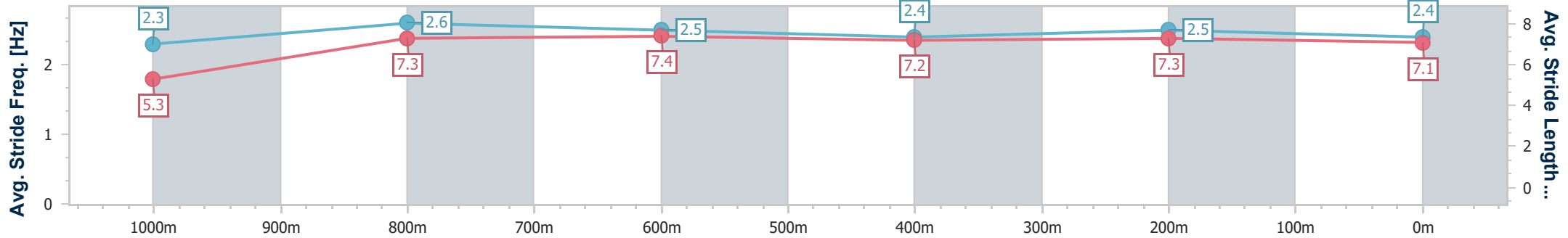
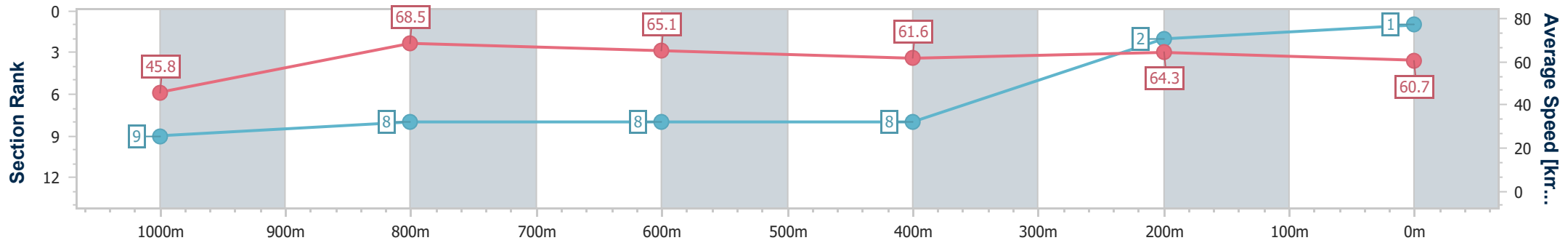
24 February 2024 - 13:59

Track Rating: Good 4, Weather: Overcast, Rail Position: +2.5m



BRISBANE  
 RACING CLUB

Section	Overall	1000m	800m	600m	400m	200m
Section Times	1:05.16 [1] (0:08.66)	0:56.50 [9] (0:10.55)	0:45.95 [8] (0:11.14)	0:34.81 [8] (0:11.74)	0:23.07 [8] (0:11.26)	0:11.81 [2] (0:11.81)
Average Speed [km/h]	45.8	68.5	65.1	61.6	64.3	60.7
Top Speed [km/h]	66.5	69.8	66.6	63.3	65.8	64.7
Avg. Dist. to Rail [m]	6.1	1.8	0.9	0.8	4.3	3.2
Avg. Stride Freq. [Hz]	2.3	2.6	2.5	2.4	2.5	2.4
Avg. Stride Length [m]	5.3	7.3	7.4	7.2	7.3	7.1



- [ ] Ranking at each section and finish
- .-.- No data available at this section
- NA No data available



Horse/Jockey Name	Street Chase
Final Rank	2
Fastest Section Time (Section)	0:08.59 (Overall)
Top Speed [km/h] (Section)	69.7 (1000m)
Race State	Finished



**Doomben QLD Professional**  
**Race 4: TATTERSALL'S LIFE MEMBERS QTIS JEWEL**  
**PRELUDE 2YO Colts & Geldings Plate - 1110m**

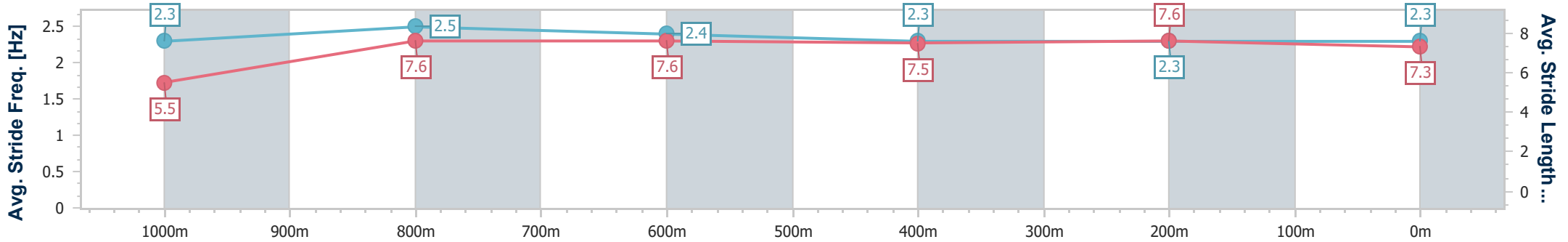
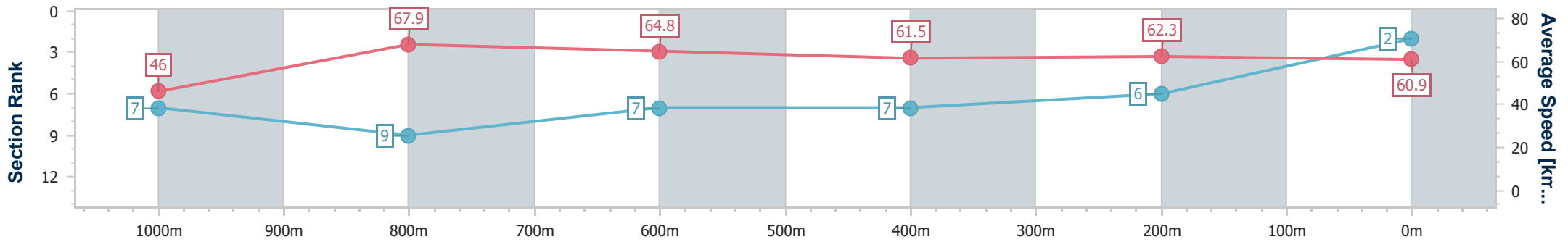
24 February 2024 - 13:59

Track Rating: Good 4, Weather: Overcast, Rail Position: +2.5m



BRISBANE  
RACING CLUB

Section	Overall	1000m	800m	600m	400m	200m
Section Times	1:05.36 [2] (0:08.59)	0:56.77 [7] (0:10.64)	0:46.13 [9] (0:11.09)	0:35.04 [7] (0:11.71)	0:23.33 [7] (0:11.50)	0:11.83 [6] (0:11.83)
Average Speed [km/h]	46.0	67.9	64.8	61.5	62.3	60.9
Top Speed [km/h]	67.2	69.7	67.0	62.9	64.5	63.0
Avg. Dist. to Rail [m]	1.0	0.9	0.2	0.4	0.8	0.6
Avg. Stride Freq. [Hz]	2.3	2.5	2.4	2.3	2.3	2.3
Avg. Stride Length [m]	5.5	7.6	7.6	7.5	7.6	7.3



- [ ] Ranking at each section and finish
- .-.- No data available at this section
- NA No data available



Horse/Jockey Name	Defiant Boom
Final Rank	3
Fastest Section Time (Section)	0:08.34 (Overall)
Top Speed [km/h] (Section)	69.4 (1000m)
Race State	Finished



Doomben QLD Professional  
 Race 4: TATTERSALL'S LIFE MEMBERS QTIS JEWEL  
 PRELUDE 2YO Colts & Geldings Plate - 1110m

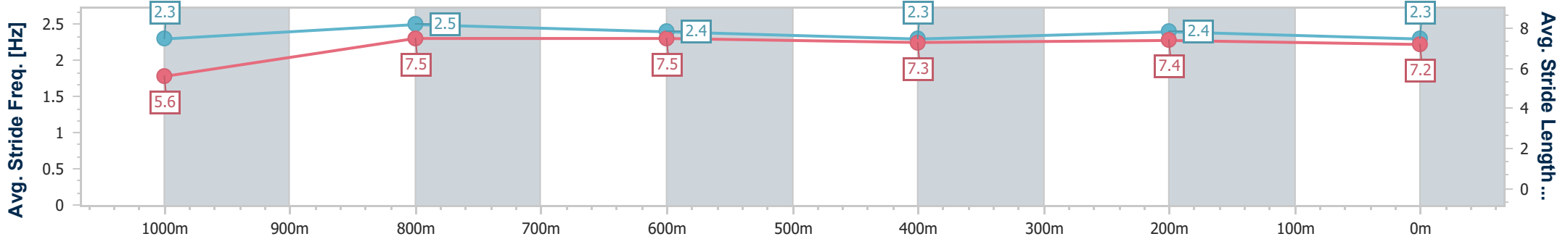
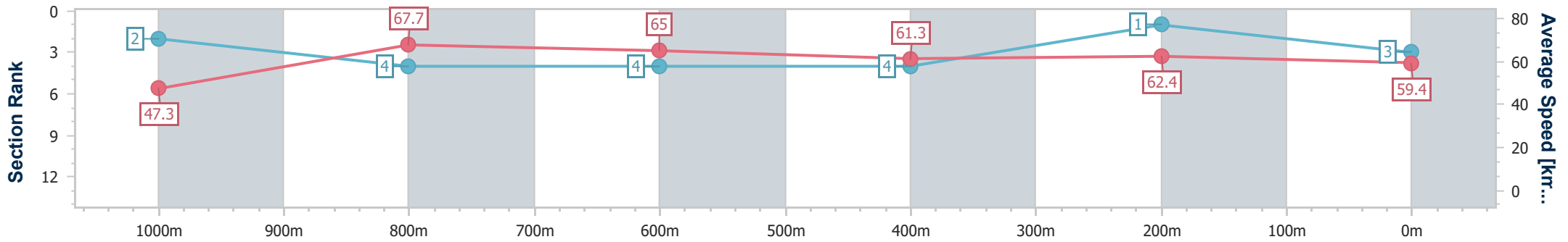
24 February 2024 - 13:59

Track Rating: Good 4, Weather: Overcast, Rail Position: +2.5m



BRISBANE  
RACING CLUB

Section	Overall	1000m	800m	600m	400m	200m
Section Times	1:05.40 [3] (0:08.34)	0:57.06 [2] (0:10.66)	0:46.40 [4] (0:11.06)	0:35.34 [4] (0:11.68)	0:23.66 [4] (0:11.56)	0:12.10 [1] (0:12.10)
Average Speed [km/h]	47.3	67.7	65.0	61.3	62.4	59.4
Top Speed [km/h]	65.4	69.4	68.3	62.7	64.0	62.6
Avg. Dist. to Rail [m]	0.7	0.6	0.6	0.8	1.4	2.9
Avg. Stride Freq. [Hz]	2.3	2.5	2.4	2.3	2.4	2.3
Avg. Stride Length [m]	5.6	7.5	7.5	7.3	7.4	7.2



- [ ] Ranking at each section and finish
- .-.- No data available at this section
- NA No data available



Horse/Jockey Name	Superalloy
Final Rank	4
Fastest Section Time (Section)	0:08.39 (Overall)
Top Speed [km/h] (Section)	70.2 (1000m)
Race State	Finished



Doomben QLD Professional  
 Race 4: TATTERSALL'S LIFE MEMBERS QTIS JEWEL  
 PRELUDE 2YO Colts & Geldings Plate - 1110m

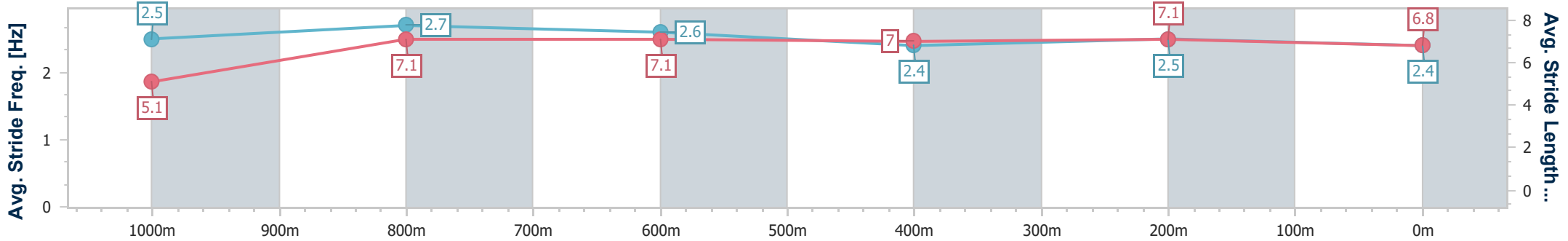
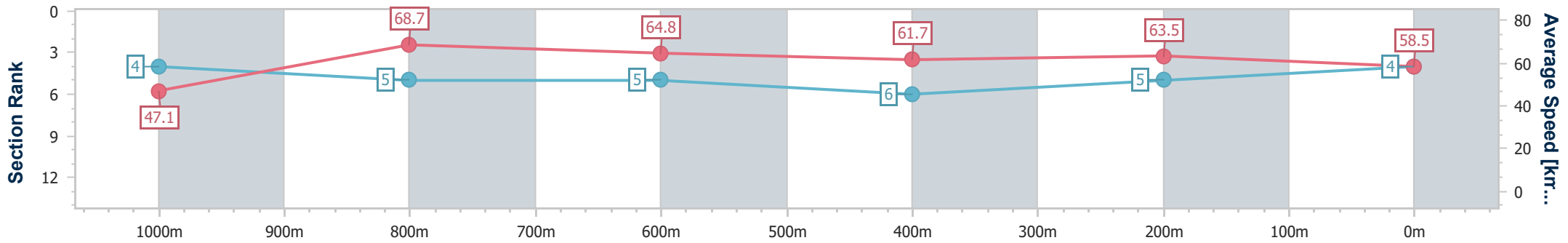
24 February 2024 - 13:59

Track Rating: Good 4, Weather: Overcast, Rail Position: +2.5m



BRISBANE  
RACING CLUB

Section	Overall	1000m	800m	600m	400m	200m
Section Times	1:05.65 [4] (0:08.39)	0:57.26 [4] (0:10.63)	0:46.63 [5] (0:11.26)	0:35.37 [5] (0:11.73)	0:23.64 [6] (0:11.37)	0:12.27 [5] (0:12.27)
Average Speed [km/h]	47.1	68.7	64.8	61.7	63.5	58.5
Top Speed [km/h]	67.6	70.2	69.4	64.8	64.5	62.3
Avg. Dist. to Rail [m]	7.7	5.1	2.4	1.3	1.7	2.4
Avg. Stride Freq. [Hz]	2.5	2.7	2.6	2.4	2.5	2.4
Avg. Stride Length [m]	5.1	7.1	7.1	7.0	7.1	6.8



- [ ] Ranking at each section and finish
- .-.- No data available at this section
- NA No data available



Horse/Jockey Name	Mythbusta
Final Rank	5
Fastest Section Time (Section)	0:08.50 (Overall)
Top Speed [km/h] (Section)	70.6 (1000m)
Race State	Finished



**Doomben QLD Professional**  
**Race 4: TATTERSALL'S LIFE MEMBERS QTIS JEWEL**  
**PRELUDE 2YO Colts & Geldings Plate - 1110m**

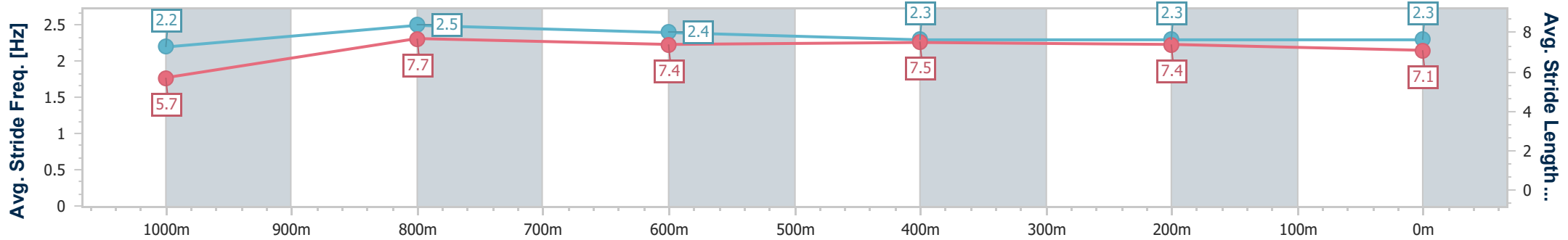
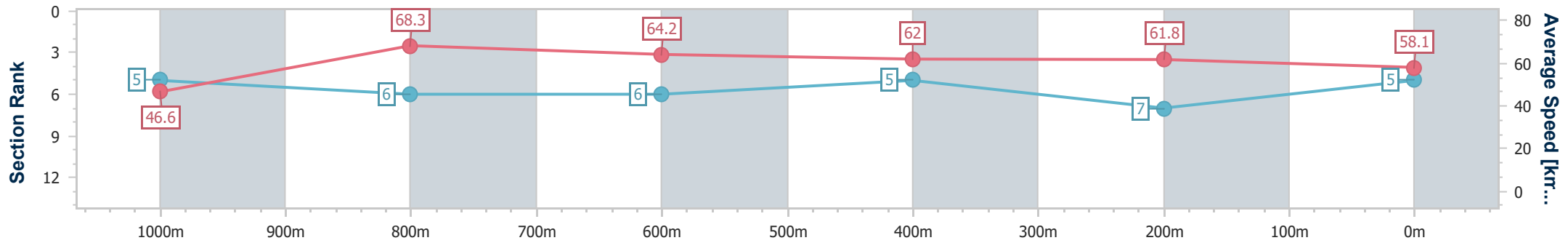
24 February 2024 - 13:59

Track Rating: Good 4, Weather: Overcast, Rail Position: +2.5m



BRISBANE  
RACING CLUB

Section	Overall	1000m	800m	600m	400m	200m
Section Times	1:05.91 [5] (0:08.50)	0:57.41 [5] (0:10.55)	0:46.86 [6] (0:11.26)	0:35.60 [6] (0:11.58)	0:24.02 [5] (0:11.64)	0:12.38 [7] (0:12.38)
Average Speed [km/h]	46.6	68.3	64.2	62.0	61.8	58.1
Top Speed [km/h]	66.9	70.6	68.2	64.8	63.4	61.9
Avg. Dist. to Rail [m]	2.2	0.9	1.1	0.7	2.0	2.8
Avg. Stride Freq. [Hz]	2.2	2.5	2.4	2.3	2.3	2.3
Avg. Stride Length [m]	5.7	7.7	7.4	7.5	7.4	7.1



- [ ] Ranking at each section and finish
- .-.- No data available at this section
- NA No data available



Horse/Jockey Name	Brazen Act
Final Rank	6
Fastest Section Time (Section)	0:08.33 (Overall)
Top Speed [km/h] (Section)	70.6 (1000m)
Race State	Finished



**Doomben QLD Professional**  
**Race 4: TATTERSALL'S LIFE MEMBERS QTIS JEWEL**  
**PRELUDE 2YO Colts & Geldings Plate - 1110m**

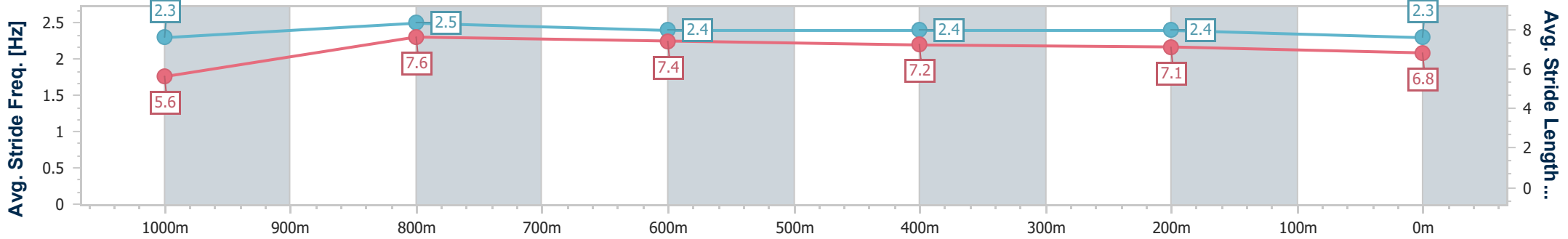
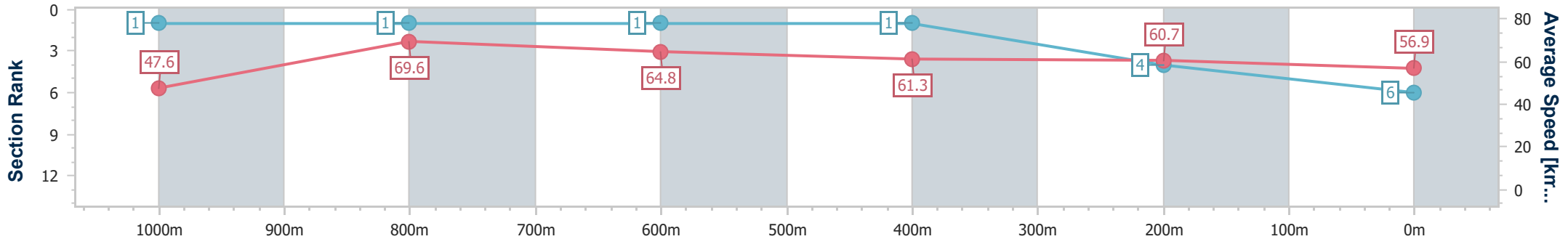
24 February 2024 - 13:59

Track Rating: Good 4, Weather: Overcast, Rail Position: +2.5m



BRISBANE  
RACING CLUB

Section	Overall	1000m	800m	600m	400m	200m
Section Times	1:06.05 [6] (0:08.33)	0:57.72 [1] (0:10.38)	0:47.34 [1] (0:11.12)	0:36.22 [1] (0:11.71)	0:24.51 [1] (0:11.84)	0:12.67 [4] (0:12.67)
Average Speed [km/h]	47.6	69.6	64.8	61.3	60.7	56.9
Top Speed [km/h]	68.0	70.6	68.1	63.4	61.5	60.0
Avg. Dist. to Rail [m]	3.3	1.1	0.5	0.5	1.2	1.1
Avg. Stride Freq. [Hz]	2.3	2.5	2.4	2.4	2.4	2.3
Avg. Stride Length [m]	5.6	7.6	7.4	7.2	7.1	6.8



- [ ] Ranking at each section and finish
- .-.- No data available at this section
- NA No data available





Horse/Jockey Name	Mr Crowning Moment
Final Rank	7
Fastest Section Time (Section)	0:08.92 (Overall)
Top Speed [km/h] (Section)	70.2 (1000m)
Race State	Finished



**Doomben QLD Professional**  
**Race 4: TATTERSALL'S LIFE MEMBERS QTIS JEWEL**  
**PRELUDE 2YO Colts & Geldings Plate - 1110m**

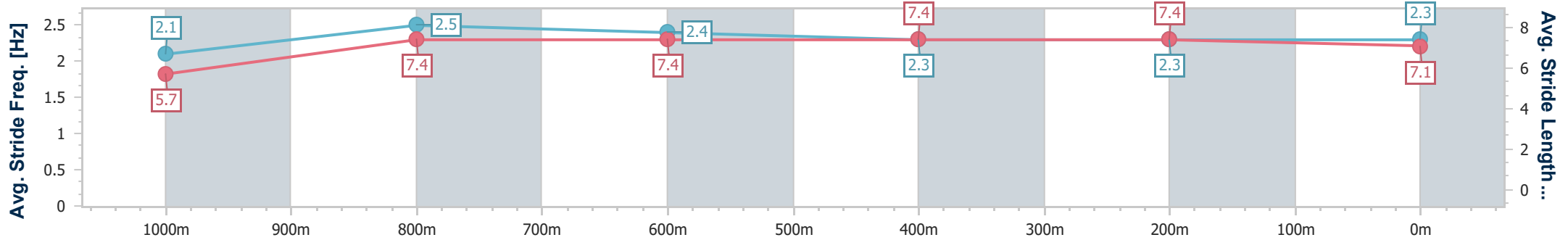
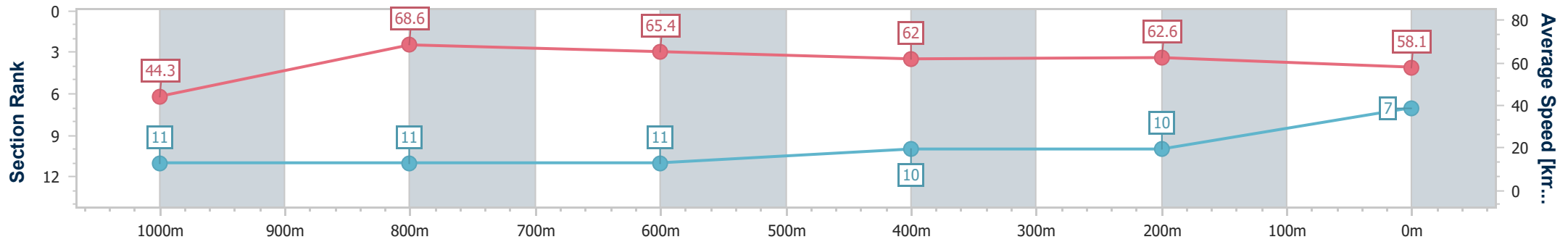
24 February 2024 - 13:59

Track Rating: Good 4, Weather: Overcast, Rail Position: +2.5m



BRISBANE  
RACING CLUB

Section	Overall	1000m	800m	600m	400m	200m
Section Times	1:06.14 [7] (0:08.92)	0:57.22 [11] (0:10.55)	0:46.67 [11] (0:11.11)	0:35.56 [11] (0:11.63)	0:23.93 [10] (0:11.54)	0:12.39 [10]
Average Speed [km/h]	44.3	68.6	65.4	62.0	62.6	58.1
Top Speed [km/h]	64.5	70.2	67.8	64.2	63.7	61.9
Avg. Dist. to Rail [m]	7.7	2.0	1.7	0.8	1.5	3.7
Avg. Stride Freq. [Hz]	2.1	2.5	2.4	2.3	2.3	2.3
Avg. Stride Length [m]	5.7	7.4	7.4	7.4	7.4	7.1



- [ ] Ranking at each section and finish
- .-.- No data available at this section
- NA No data available



Horse/Jockey Name	Wayfarer's Way
Final Rank	8
Fastest Section Time (Section)	0:08.52 (Overall)
Top Speed [km/h] (Section)	72.0 (1000m)
Race State	Finished



**Doomben QLD Professional**  
**Race 4: TATTERSALL'S LIFE MEMBERS QTIS JEWEL**  
**PRELUDE 2YO Colts & Geldings Plate - 1110m**

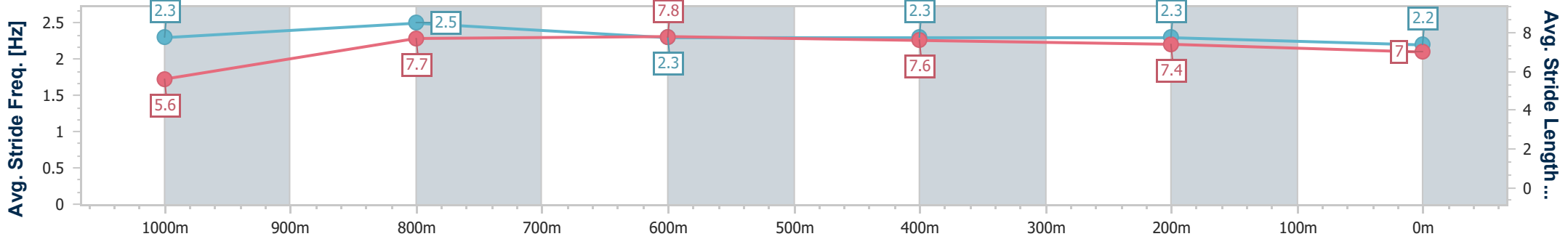
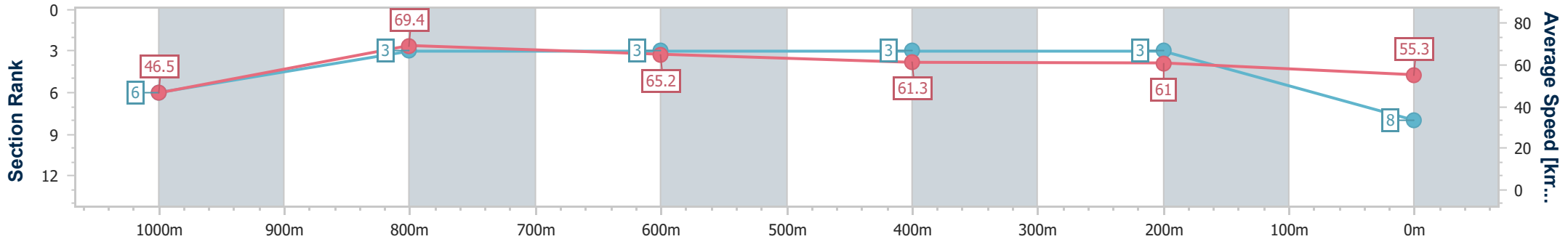
24 February 2024 - 13:59

Track Rating: Good 4, Weather: Overcast, Rail Position: +2.5m



BRISBANE  
RACING CLUB

Section	Overall	1000m	800m	600m	400m	200m
Section Times	1:06.37 [8] (0:08.52)	0:57.85 [6] (0:10.35)	0:47.50 [3] (0:11.05)	0:36.45 [3] (0:11.66)	0:24.79 [3] (0:11.79)	0:13.00 [3] (0:13.00)
Average Speed [km/h]	46.5	69.4	65.2	61.3	61.0	55.3
Top Speed [km/h]	68.6	72.0	67.6	62.5	62.1	59.7
Avg. Dist. to Rail [m]	3.4	1.2	0.5	0.9	0.5	0.5
Avg. Stride Freq. [Hz]	2.3	2.5	2.3	2.3	2.3	2.2
Avg. Stride Length [m]	5.6	7.7	7.8	7.6	7.4	7.0



- [ ] Ranking at each section and finish
- .-.- No data available at this section
- NA No data available



Horse/Jockey Name	Cryptostar
Final Rank	9
Fastest Section Time (Section)	0:08.63 (Overall)
Top Speed [km/h] (Section)	71.8 (1000m)
Race State	Finished



Doomben QLD Professional  
 Race 4: TATTERSALL'S LIFE MEMBERS QTIS JEWEL  
 PRELUDE 2YO Colts & Geldings Plate - 1110m

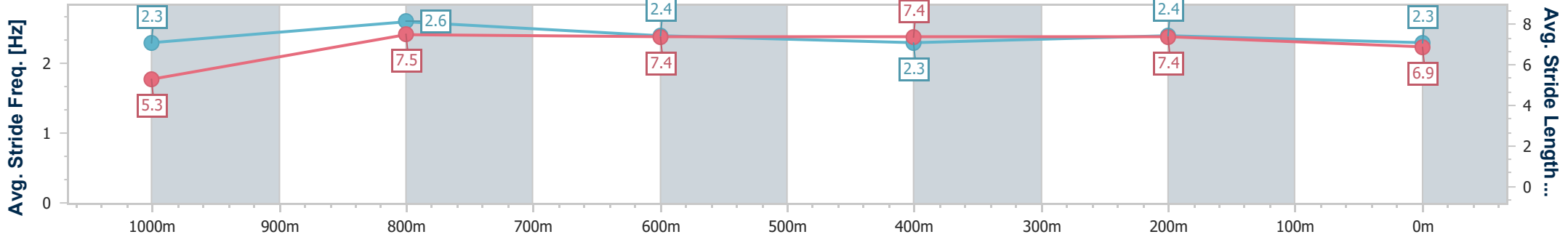
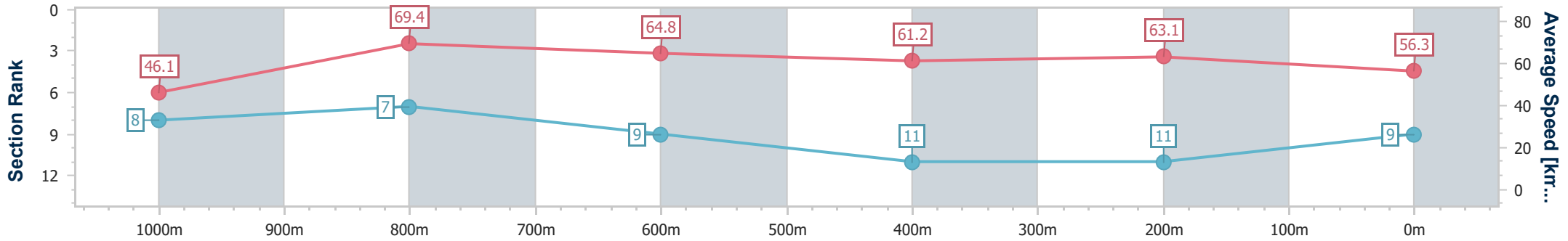
24 February 2024 - 13:59

Track Rating: Good 4, Weather: Overcast, Rail Position: +2.5m



BRISBANE  
 RACING CLUB

Section	Overall	1000m	800m	600m	400m	200m
Section Times	1:06.62 [9] (0:08.63)	0:57.99 [8] (0:10.45)	0:47.54 [7] (0:11.29)	0:36.25 [9] (0:12.00)	0:24.25 [11] (0:11.48)	0:12.77 [11] (0:12.77)
Average Speed [km/h]	46.1	69.4	64.8	61.2	63.1	56.3
Top Speed [km/h]	68.1	71.8	66.9	62.9	64.4	61.2
Avg. Dist. to Rail [m]	9.0	2.5	3.6	3.2	4.6	6.0
Avg. Stride Freq. [Hz]	2.3	2.6	2.4	2.3	2.4	2.3
Avg. Stride Length [m]	5.3	7.5	7.4	7.4	7.4	6.9



- [ ] Ranking at each section and finish
- .-.- No data available at this section
- NA No data available



Horse/Jockey Name	Mishani Hitman
Final Rank	10
Fastest Section Time (Section)	0:08.91 (Overall)
Top Speed [km/h] (Section)	69.4 (1000m)
Race State	Finished



Doomben QLD Professional  
 Race 4: TATTERSALL'S LIFE MEMBERS QTIS JEWEL  
 PRELUDE 2YO Colts & Geldings Plate - 1110m

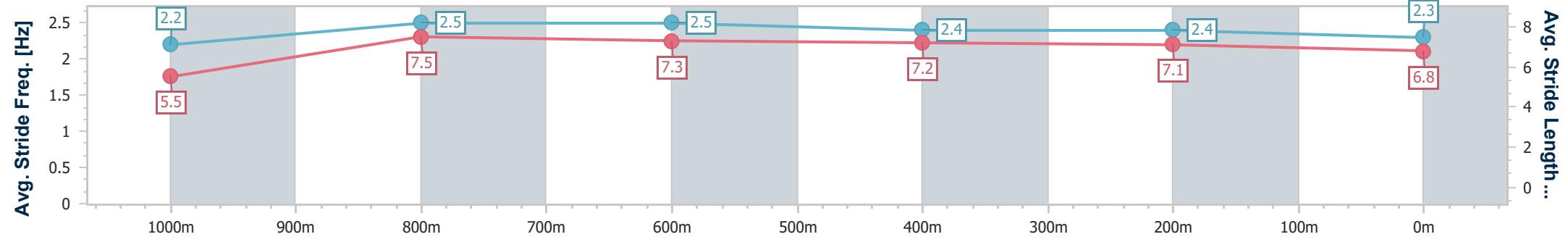
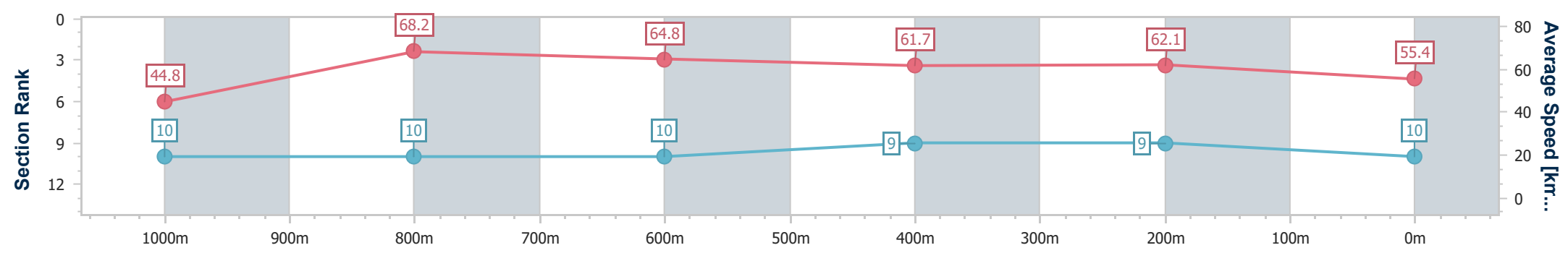
24 February 2024 - 13:59

Track Rating: Good 4, Weather: Overcast, Rail Position: +2.5m



BRISBANE  
RACING CLUB

Section	Overall	1000m	800m	600m	400m	200m
Section Times	1:06.69 [10] (0:08.91)	0:57.78 [10] (0:10.56)	0:47.22 [10] (0:11.07)	0:36.15 [10] (0:11.60)	0:24.55 [9] (0:11.55)	0:13.00 [9] (0:13.00)
Average Speed [km/h]	44.8	68.2	64.8	61.7	62.1	55.4
Top Speed [km/h]	66.1	69.4	66.9	63.4	64.7	60.0
Avg. Dist. to Rail [m]	5.4	0.1	0.6	0.9	1.5	1.1
Avg. Stride Freq. [Hz]	2.2	2.5	2.5	2.4	2.4	2.3
Avg. Stride Length [m]	5.5	7.5	7.3	7.2	7.1	6.8



- [ ] Ranking at each section and finish
- .-.- No data available at this section
- NA No data available



Horse/Jockey Name	Head Honcho
Final Rank	11
Fastest Section Time (Section)	0:08.38 (Overall)
Top Speed [km/h] (Section)	71.7 (1000m)
Race State	Finished



**Doomben QLD Professional**  
**Race 4: TATTERSALL'S LIFE MEMBERS QTIS JEWEL**  
**PRELUDE 2YO Colts & Geldings Plate - 1110m**

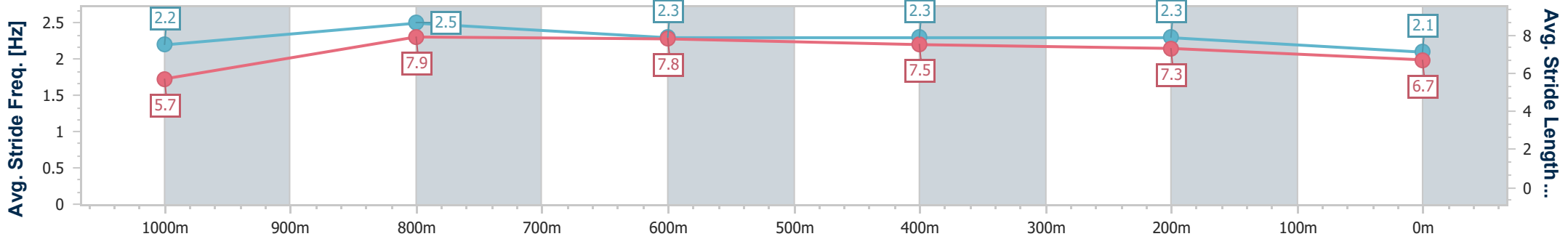
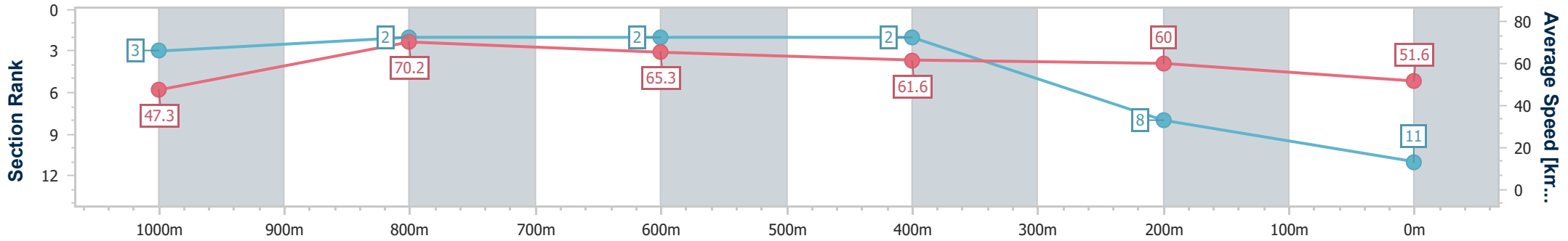
24 February 2024 - 13:59

Track Rating: Good 4, Weather: Overcast, Rail Position: +2.5m



BRISBANE  
RACING CLUB

Section	Overall	1000m	800m	600m	400m	200m
Section Times	1:07.57 [11] (0:08.38)	0:59.19 [3] (0:10.34)	0:48.85 [2] (0:11.12)	0:37.73 [2] (0:11.73)	0:26.00 [2] (0:12.07)	0:13.93 [8] (0:13.93)
Average Speed [km/h]	47.3	70.2	65.3	61.6	60.0	51.6
Top Speed [km/h]	67.6	71.7	68.6	64.3	61.0	56.7
Avg. Dist. to Rail [m]	5.7	3.3	1.7	0.9	1.8	2.1
Avg. Stride Freq. [Hz]	2.2	2.5	2.3	2.3	2.3	2.1
Avg. Stride Length [m]	5.7	7.9	7.8	7.5	7.3	6.7



- [ ] Ranking at each section and finish
- .-.- No data available at this section
- NA No data available