



Toowoomba QLD Professional

Race 3: GERRY BROWN'S TYRE ACCESSORIES RATINGS BAND 0 - 58

Handicap - 1200m

24 February 2024 - 18:35



Track Rating: Soft 5, Weather: Showers, Rail Position: +2m Entire

Section		Overall	1000m	800m	600m	400m	200m	Last 600m					
Field Times		1:14.64 (0:13.63)	1:01.01 (0:11.22)	0:49.79 (0:11.73)	0:38.06 (0:12.43)	0:25.63 (0:12.93)	0:12.70 (0:12.70)	0:38.06					
Rank	TAB Horse/Jockey	Barrier	Top Speed [km/h]	Fastest Section								Margin	Distance Travelled [m]
1	2 FIERY RING Nozi Tomizawa	5	65.1	0:11.48	1:14.64 [1] (0:14.16)	1:00.48 [7] (0:11.48)	0:49.00 [7] (0:11.74)	0:37.26 [7] (0:12.09)	0:25.17 [6] (0:12.47)	0:12.70 [1] (0:12.70)	1:14.64	0:37.26	
2	7 JUBILANT Nathan Fazackerley	6	65.4	0:11.53	1:14.66 [2] (0:14.24)	1:00.42 [8] (0:11.53)	0:48.89 [8] (0:11.61)	0:37.28 [8] (0:12.38)	0:24.90 [8] (0:12.35)	0:12.55 [4] (0:12.55)	0.1L	0:37.28	-1
3	4 PUREZZA Olivia Webb	2	65.2	0:11.40	1:14.75 [3] (0:14.09)	1:00.66 [6] (0:11.40)	0:49.26 [6] (0:11.72)	0:37.54 [6] (0:12.23)	0:25.31 [4] (0:12.59)	0:12.72 [2] (0:12.72)	0.6L	0:37.54	-10
4	11 YOURALLTHAT Madeleine Wishart	3	65.2	0:11.37	1:14.90 [4] (0:13.74)	1:01.16 [3] (0:11.37)	0:49.79 [4] (0:11.81)	0:37.98 [4] (0:12.29)	0:25.69 [2] (0:12.83)	0:12.86 [3] (0:12.86)	1.4L	0:37.98	-4
5	12 DISTANT SECRET Kenji Yoshida	9	65.2	0:11.35	1:15.64 [5] (0:14.56)	1:01.08 [10] (0:11.35)	0:49.73 [9] (0:11.76)	0:37.97 [9] (0:12.23)	0:25.74 [9] (0:12.71)	0:13.03 [8] (0:13.03)	5.7L	0:37.97	-4
6	9 CLEARLY GEORGE Karl Zechner	12	67.2	0:11.10	1:15.79 [6] (0:13.75)	1:02.04 [4] (0:11.10)	0:50.94 [1] (0:11.73)	0:39.21 [1] (0:12.43)	0:26.78 [1] (0:13.12)	0:13.66 [5] (0:13.66)	6.5L	0:39.21	-5
7	3 IRISH MAUDIE Georgina Cartwright	4	66.7	0:11.45	1:15.88 [7] (0:14.00)	1:01.88 [5] (0:11.45)	0:50.43 [5] (0:11.68)	0:38.75 [5] (0:12.45)	0:26.30 [7] (0:12.90)	0:13.40 [7] (0:13.40)	7L	0:38.75	-1
8	1 BY BY MUSIC Stacey Callow	13	66.9	0:11.24	1:16.14 [8] (0:13.73)	1:02.41 [2] (0:11.24)	0:51.17 [2] (0:11.77)	0:39.40 [2] (0:12.54)	0:26.86 [3] (0:13.08)	0:13.78 [6] (0:13.78)	8.5L	0:39.40	-5
9	5 THE CRUSHA Dan McGillivray	11	63.8	0:11.78	1:16.47 [9] (0:14.46)	1:02.01 [9] (0:11.88)	0:50.13 [10] (0:11.78)	0:38.35 [10] (0:12.02)	0:26.33 [10] (0:12.71)	0:13.62 [10] (0:13.62)	10.3L	0:38.35	-8
10	8 ELECTRIC Sariah Champkin	1	66.7	0:11.34	1:17.54 [10] (0:13.63)	1:03.91 [1] (0:11.34)	0:52.57 [3] (0:11.92)	0:40.65 [3] (0:12.56)	0:28.09 [5] (0:13.30)	0:14.79 [9] (0:14.79)	16.6L	0:40.65	-5

Scratched: Eye Wanted (#10), Awesome Audrey (#6), Instant Response (#13)



Horse/Jockey Name	Fiery Ring
Final Rank	1
Fastest Section Time (Section)	0:11.48 (1000m)
Top Speed [km/h] (Section)	65.1 (1000m)
Race State	Finished



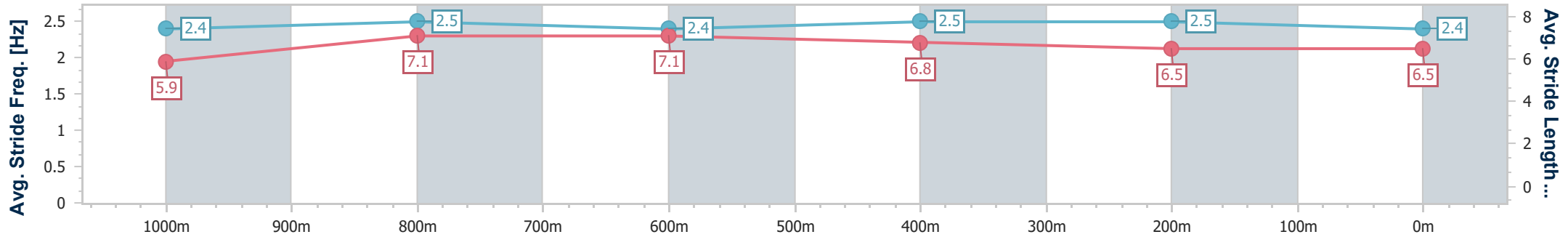
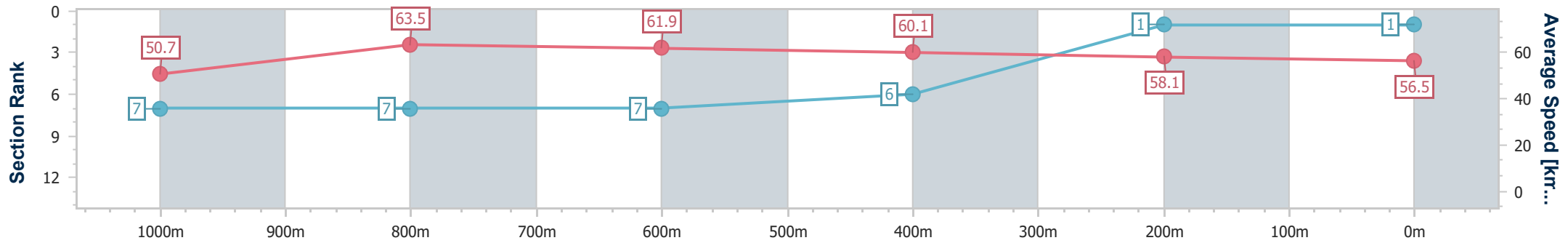
Toowoomba QLD Professional
 Race 3: GERRY BROWN'S TYRE ACCESSORIES RATINGS
 BAND 0 - 58 Handicap - 1200m



24 February 2024 - 18:35

Track Rating: Soft 5, Weather: Showers, Rail Position: +2m Entire

Section	Overall	1000m	800m	600m	400m	200m
Section Times	1:14.64 [1] (0:14.16)	1:00.48 [7] (0:11.48)	0:49.00 [7] (0:11.74)	0:37.26 [7] (0:12.09)	0:25.17 [6] (0:12.47)	0:12.70 [1] (0:12.70)
Average Speed [km/h]	50.7	63.5	61.9	60.1	58.1	56.5
Top Speed [km/h]	64.5	65.1	62.5	62.2	59.2	58.9
Avg. Dist. to Rail [m]	6.5	3.0	2.3	1.8	2.6	2.9
Avg. Stride Freq. [Hz]	2.4	2.5	2.4	2.5	2.5	2.4
Avg. Stride Length [m]	5.9	7.1	7.1	6.8	6.5	6.5



- [] Ranking at each section and finish
- .-.- No data available at this section
- NA No data available



Horse/Jockey Name	Jubilant
Final Rank	2
Fastest Section Time (Section)	0:11.53 (1000m)
Top Speed [km/h] (Section)	65.4 (Overall)
Race State	Finished



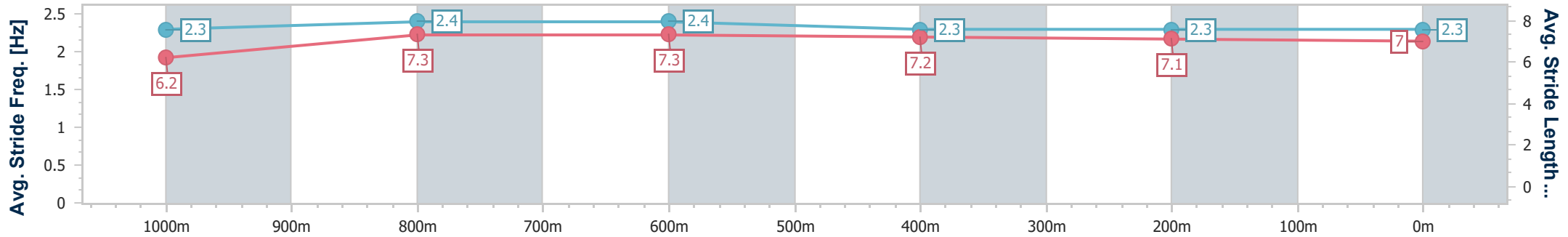
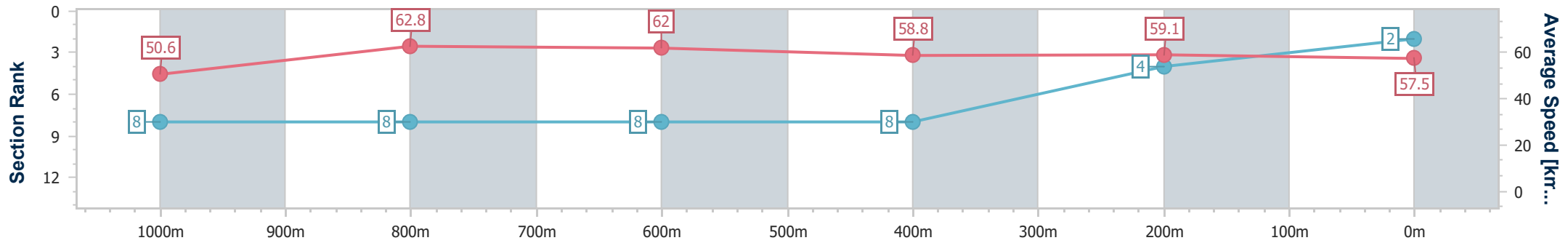
Toowoomba QLD Professional
 Race 3: GERRY BROWN'S TYRE ACCESSORIES RATINGS
 BAND 0 - 58 Handicap - 1200m



24 February 2024 - 18:35

Track Rating: Soft 5, Weather: Showers, Rail Position: +2m Entire

Section	Overall	1000m	800m	600m	400m	200m
Section Times	1:14.66 [2] (0:14.24)	1:00.42 [8] (0:11.53)	0:48.89 [8] (0:11.61)	0:37.28 [8] (0:12.38)	0:24.90 [8] (0:12.35)	0:12.55 [4] (0:12.55)
Average Speed [km/h]	50.6	62.8	62.0	58.8	59.1	57.5
Top Speed [km/h]	65.4	63.9	64.2	60.8	60.0	58.9
Avg. Dist. to Rail [m]	5.2	1.7	0.9	2.0	4.3	4.9
Avg. Stride Freq. [Hz]	2.3	2.4	2.4	2.3	2.3	2.3
Avg. Stride Length [m]	6.2	7.3	7.3	7.2	7.1	7.0



- [] Ranking at each section and finish
- .-.- No data available at this section
- NA No data available



Horse/Jockey Name	Purezza
Final Rank	3
Fastest Section Time (Section)	0:11.40 (1000m)
Top Speed [km/h] (Section)	65.2 (1000m)
Race State	Finished



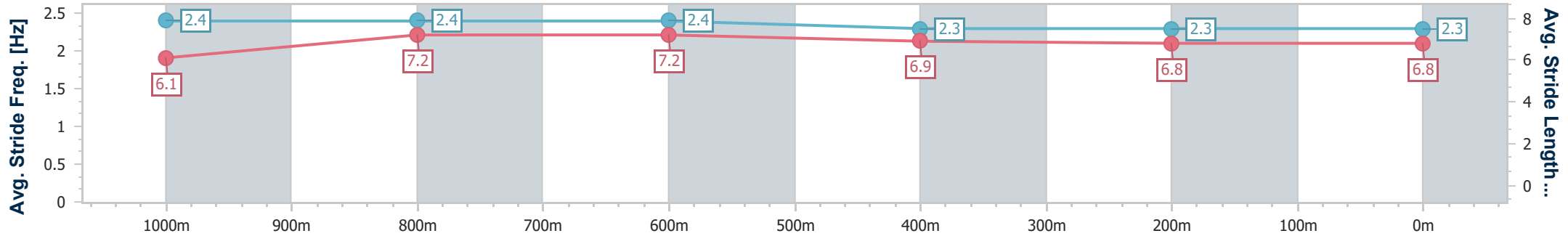
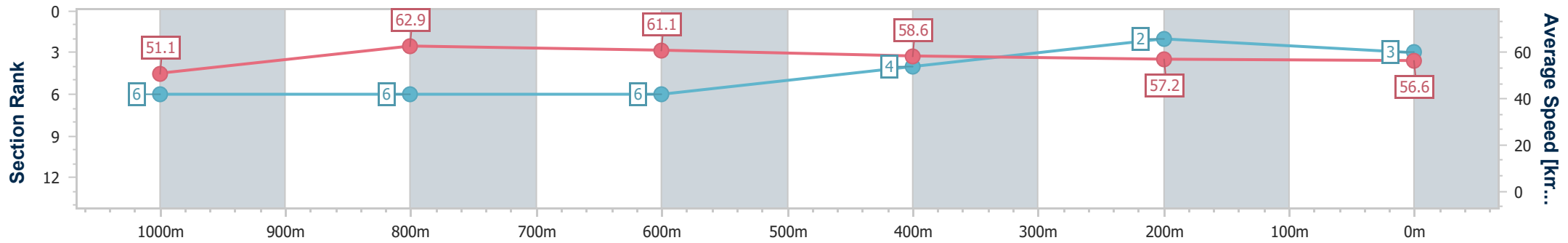
Toowoomba QLD Professional
Race 3: GERRY BROWN'S TYRE ACCESSORIES RATINGS
BAND 0 - 58 Handicap - 1200m



24 February 2024 - 18:35

Track Rating: Soft 5, Weather: Showers, Rail Position: +2m Entire

Section	Overall	1000m	800m	600m	400m	200m
Section Times	1:14.75 [3] (0:14.09)	1:00.66 [6] (0:11.40)	0:49.26 [6] (0:11.72)	0:37.54 [6] (0:12.23)	0:25.31 [4] (0:12.59)	0:12.72 [2] (0:12.72)
Average Speed [km/h]	51.1	62.9	61.1	58.6	57.2	56.6
Top Speed [km/h]	64.8	65.2	62.7	61.8	59.0	58.6
Avg. Dist. to Rail [m]	1.8	0.3	1.6	1.4	1.2	2.0
Avg. Stride Freq. [Hz]	2.4	2.4	2.4	2.3	2.3	2.3
Avg. Stride Length [m]	6.1	7.2	7.2	6.9	6.8	6.8



- [] Ranking at each section and finish
- .-.- No data available at this section
- NA No data available



Horse/Jockey Name	Yourallthat
Final Rank	4
Fastest Section Time (Section)	0:11.37 (1000m)
Top Speed [km/h] (Section)	65.2 (Overall)
Race State	Finished



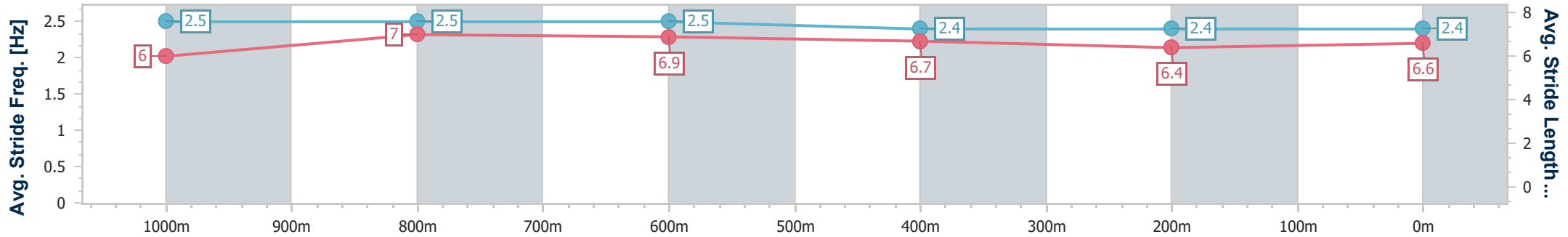
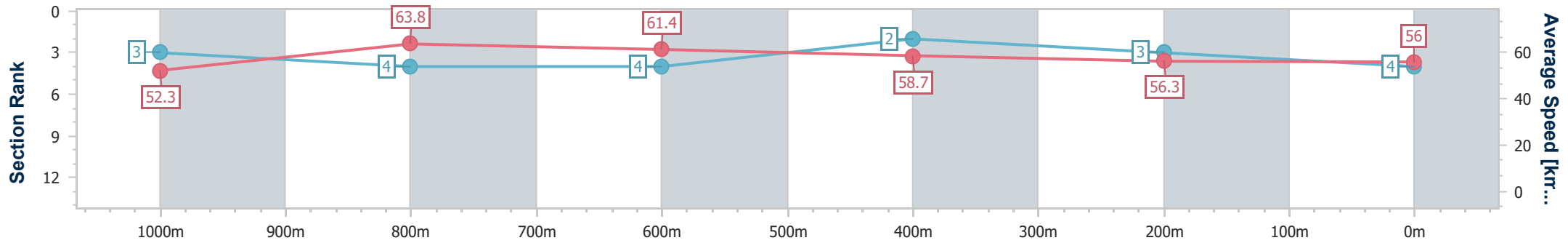
Toowoomba QLD Professional
 Race 3: GERRY BROWN'S TYRE ACCESSORIES RATINGS
 BAND 0 - 58 Handicap - 1200m



24 February 2024 - 18:35

Track Rating: Soft 5, Weather: Showers, Rail Position: +2m Entire

Section	Overall	1000m	800m	600m	400m	200m
Section Times	1:14.90 [4] (0:13.74)	1:01.16 [3] (0:11.37)	0:49.79 [4] (0:11.81)	0:37.98 [4] (0:12.29)	0:25.69 [2] (0:12.83)	0:12.86 [3] (0:12.86)
Average Speed [km/h]	52.3	63.8	61.4	58.7	56.3	56.0
Top Speed [km/h]	65.2	65.0	62.4	61.4	58.1	57.6
Avg. Dist. to Rail [m]	2.5	1.5	1.3	0.9	1.8	0.7
Avg. Stride Freq. [Hz]	2.5	2.5	2.5	2.4	2.4	2.4
Avg. Stride Length [m]	6.0	7.0	6.9	6.7	6.4	6.6



- [] Ranking at each section and finish
- .-.- No data available at this section
- NA No data available



Horse/Jockey Name	Distant Secret
Final Rank	5
Fastest Section Time (Section)	0:11.35 (1000m)
Top Speed [km/h] (Section)	65.2 (Overall)
Race State	Finished

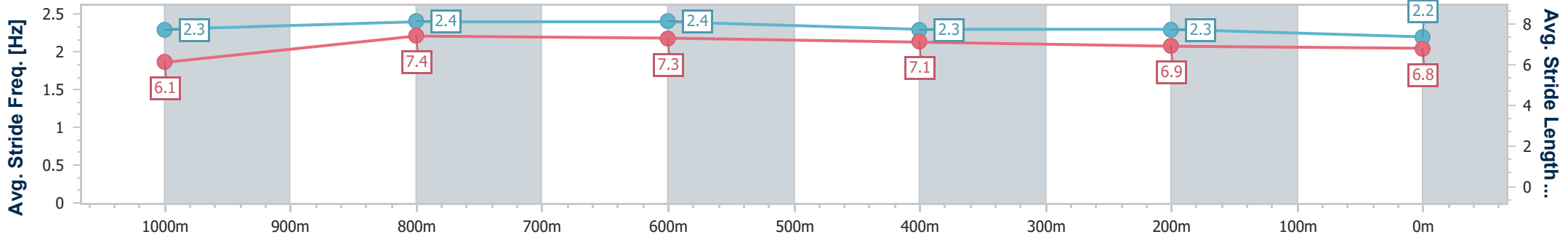
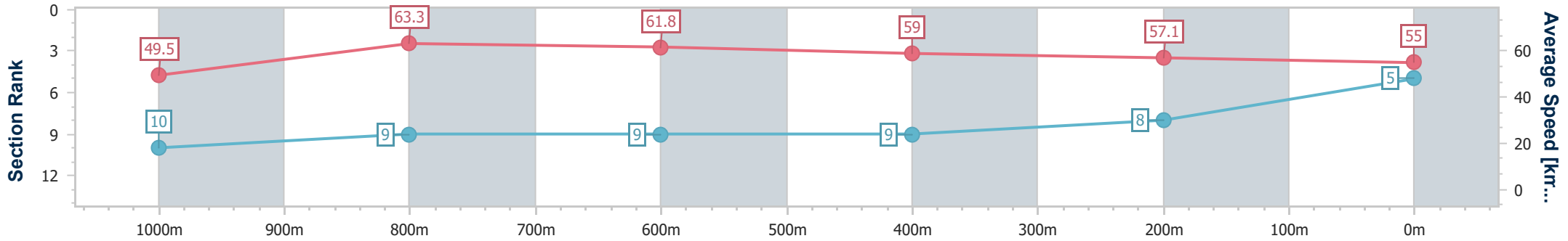


Toowoomba QLD Professional
 Race 3: GERRY BROWN'S TYRE ACCESSORIES RATINGS
 BAND 0 - 58 Handicap - 1200m
 24 February 2024 - 18:35



Track Rating: Soft 5, Weather: Showers, Rail Position: +2m Entire

Section	Overall	1000m	800m	600m	400m	200m
Section Times	1:15.64 [5] (0:14.56)	1:01.08 [10] (0:11.35)	0:49.73 [9] (0:11.76)	0:37.97 [9] (0:12.23)	0:25.74 [9] (0:12.71)	0:13.03 [8] (0:13.03)
Average Speed [km/h]	49.5	63.3	61.8	59.0	57.1	55.0
Top Speed [km/h]	65.2	65.0	63.0	61.2	59.3	56.1
Avg. Dist. to Rail [m]	4.0	0.4	1.4	1.3	1.1	1.5
Avg. Stride Freq. [Hz]	2.3	2.4	2.4	2.3	2.3	2.2
Avg. Stride Length [m]	6.1	7.4	7.3	7.1	6.9	6.8



- [] Ranking at each section and finish
- .-.- No data available at this section
- NA No data available



Horse/Jockey Name	Clearly George
Final Rank	6
Fastest Section Time (Section)	0:11.10 (1000m)
Top Speed [km/h] (Section)	67.2 (Overall)
Race State	Finished



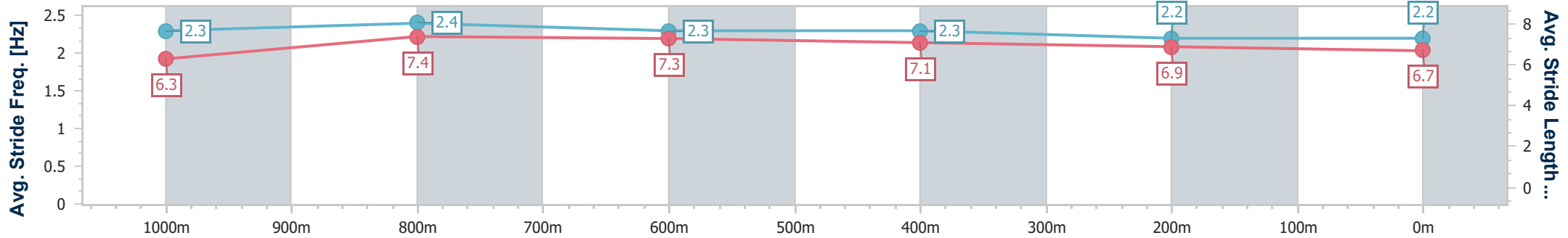
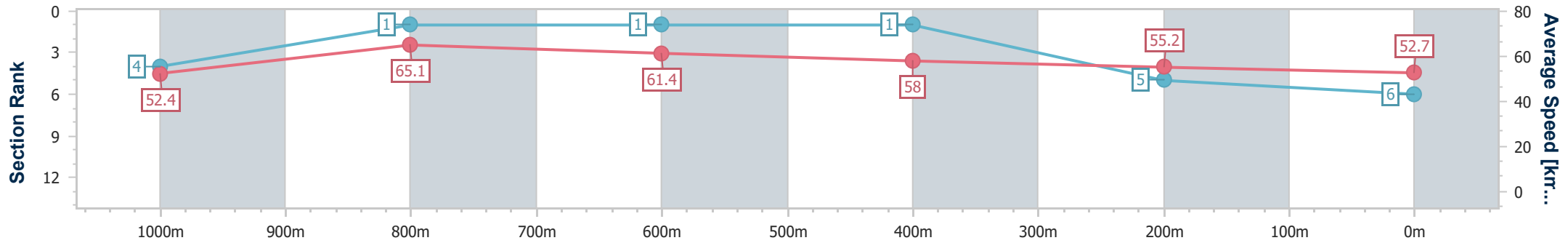
Toowoomba QLD Professional
Race 3: GERRY BROWN'S TYRE ACCESSORIES RATINGS
BAND 0 - 58 Handicap - 1200m



24 February 2024 - 18:35

Track Rating: Soft 5, Weather: Showers, Rail Position: +2m Entire

Section	Overall	1000m	800m	600m	400m	200m
Section Times	1:15.79 [6] (0:13.75)	1:02.04 [4] (0:11.10)	0:50.94 [1] (0:11.73)	0:39.21 [1] (0:12.43)	0:26.78 [1] (0:13.12)	0:13.66 [5] (0:13.66)
Average Speed [km/h]	52.4	65.1	61.4	58.0	55.2	52.7
Top Speed [km/h]	67.2	66.9	63.5	60.9	56.6	54.0
Avg. Dist. to Rail [m]	6.8	2.1	0.3	0.5	1.1	0.8
Avg. Stride Freq. [Hz]	2.3	2.4	2.3	2.3	2.2	2.2
Avg. Stride Length [m]	6.3	7.4	7.3	7.1	6.9	6.7



- [] Ranking at each section and finish
- .-.- No data available at this section
- NA No data available



Horse/Jockey Name	Irish Maudie
Final Rank	7
Fastest Section Time (Section)	0:11.45 (1000m)
Top Speed [km/h] (Section)	66.7 (1000m)
Race State	Finished



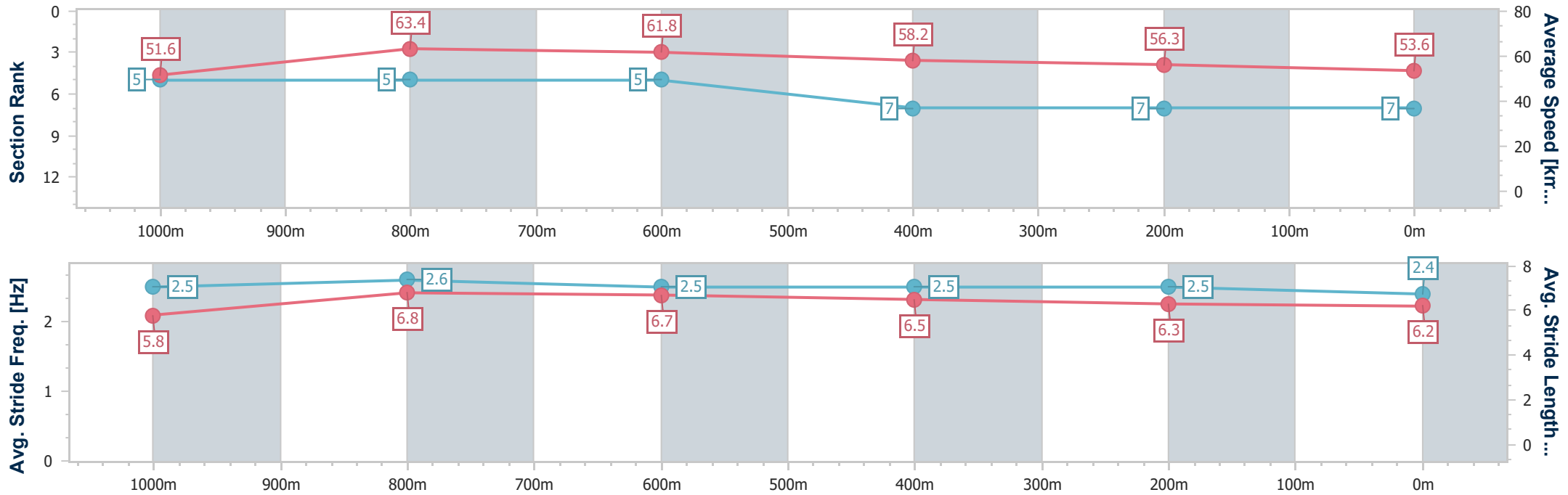
Toowoomba QLD Professional
 Race 3: GERRY BROWN'S TYRE ACCESSORIES RATINGS
 BAND 0 - 58 Handicap - 1200m



24 February 2024 - 18:35

Track Rating: Soft 5, Weather: Showers, Rail Position: +2m Entire

Section	Overall	1000m	800m	600m	400m	200m
Section Times	1:15.88 [7] (0:14.00)	1:01.88 [5] (0:11.45)	0:50.43 [5] (0:11.68)	0:38.75 [5] (0:12.45)	0:26.30 [7] (0:12.90)	0:13.40 [7] (0:13.40)
Average Speed [km/h]	51.6	63.4	61.8	58.2	56.3	53.6
Top Speed [km/h]	66.6	66.7	62.4	62.1	57.9	55.2
Avg. Dist. to Rail [m]	4.1	2.8	1.0	0.9	2.9	4.3
Avg. Stride Freq. [Hz]	2.5	2.6	2.5	2.5	2.5	2.4
Avg. Stride Length [m]	5.8	6.8	6.7	6.5	6.3	6.2



- [] Ranking at each section and finish
- .-.- No data available at this section
- NA No data available



Horse/Jockey Name	By By Music
Final Rank	8
Fastest Section Time (Section)	0:11.24 (1000m)
Top Speed [km/h] (Section)	66.9 (Overall)
Race State	Finished



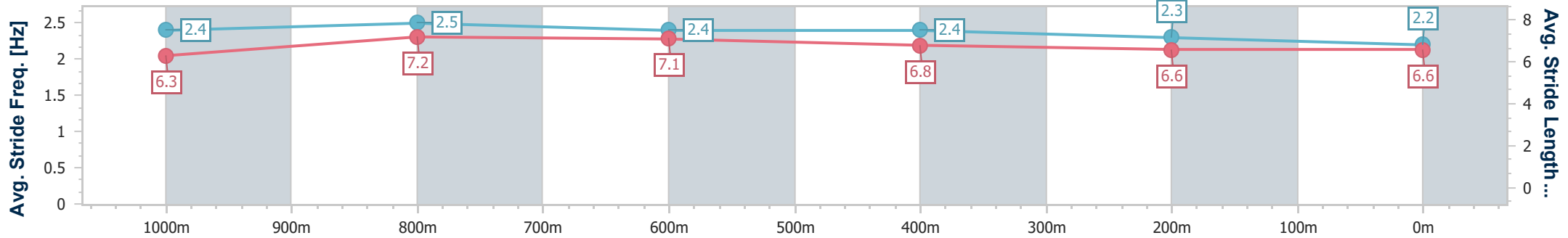
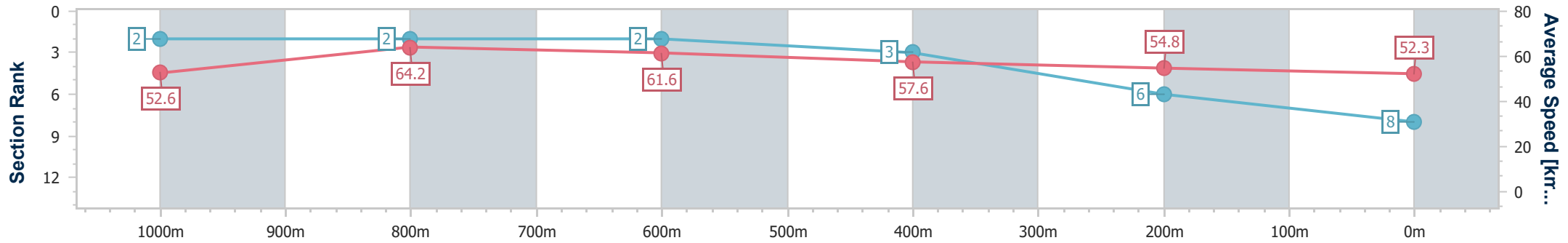
Toowoomba QLD Professional
 Race 3: GERRY BROWN'S TYRE ACCESSORIES RATINGS
 BAND 0 - 58 Handicap - 1200m



24 February 2024 - 18:35

Track Rating: Soft 5, Weather: Showers, Rail Position: +2m Entire

Section	Overall	1000m	800m	600m	400m	200m
Section Times	1:16.14 [8] (0:13.73)	1:02.41 [2] (0:11.24)	0:51.17 [2] (0:11.77)	0:39.40 [2] (0:12.54)	0:26.86 [3] (0:13.08)	0:13.78 [6] (0:13.78)
Average Speed [km/h]	52.6	64.2	61.6	57.6	54.8	52.3
Top Speed [km/h]	66.9	65.7	63.5	60.0	56.5	54.0
Avg. Dist. to Rail [m]	8.6	2.2	1.4	0.6	0.6	0.5
Avg. Stride Freq. [Hz]	2.4	2.5	2.4	2.4	2.3	2.2
Avg. Stride Length [m]	6.3	7.2	7.1	6.8	6.6	6.6



- [] Ranking at each section and finish
- .-.- No data available at this section
- NA No data available



Horse/Jockey Name	The Crusha
Final Rank	9
Fastest Section Time (Section)	0:11.78 (800m)
Top Speed [km/h] (Section)	63.8 (Overall)
Race State	Finished



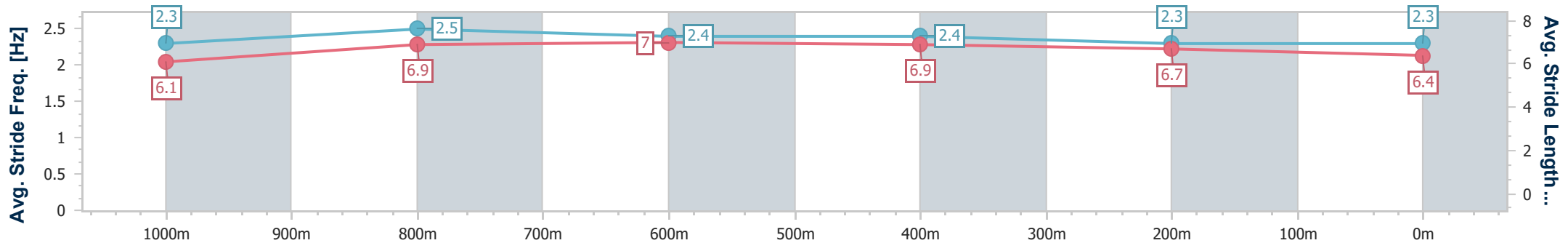
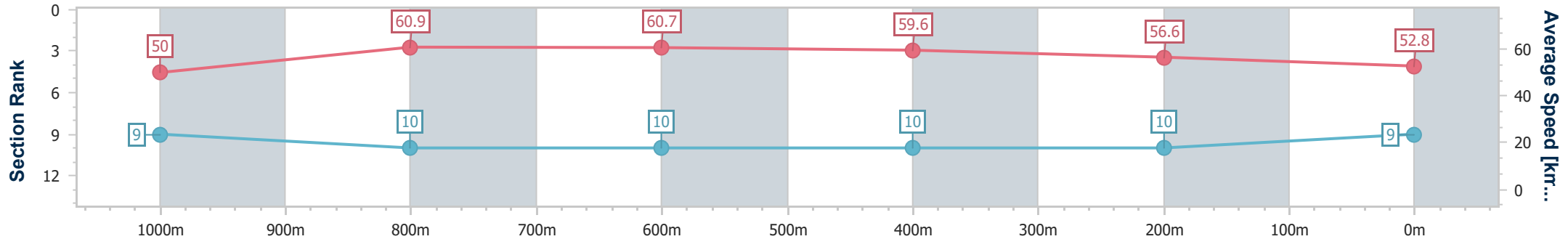
Toowoomba QLD Professional
 Race 3: GERRY BROWN'S TYRE ACCESSORIES RATINGS
 BAND 0 - 58 Handicap - 1200m



24 February 2024 - 18:35

Track Rating: Soft 5, Weather: Showers, Rail Position: +2m Entire

Section	Overall	1000m	800m	600m	400m	200m
Section Times	1:16.47 [9] (0:14.46)	1:02.01 [9] (0:11.88)	0:50.13 [10] (0:11.78)	0:38.35 [10] (0:12.02)	0:26.33 [10] (0:12.71)	0:13.62 [10] (0:13.62)
Average Speed [km/h]	50.0	60.9	60.7	59.6	56.6	52.8
Top Speed [km/h]	63.8	63.5	62.2	61.1	58.2	54.7
Avg. Dist. to Rail [m]	3.3	2.3	1.4	1.2	0.5	2.3
Avg. Stride Freq. [Hz]	2.3	2.5	2.4	2.4	2.3	2.3
Avg. Stride Length [m]	6.1	6.9	7.0	6.9	6.7	6.4



- [] Ranking at each section and finish
- .-.- No data available at this section
- NA No data available



Horse/Jockey Name	Electric
Final Rank	10
Fastest Section Time (Section)	0:11.34 (1000m)
Top Speed [km/h] (Section)	66.7 (Overall)
Race State	Finished

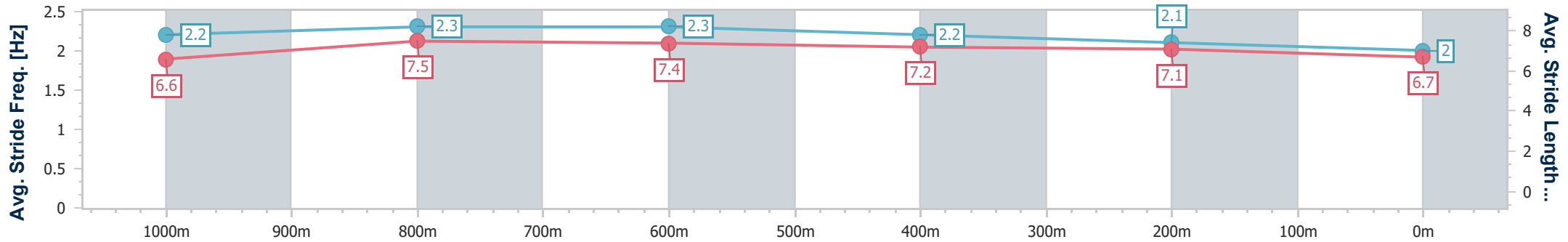
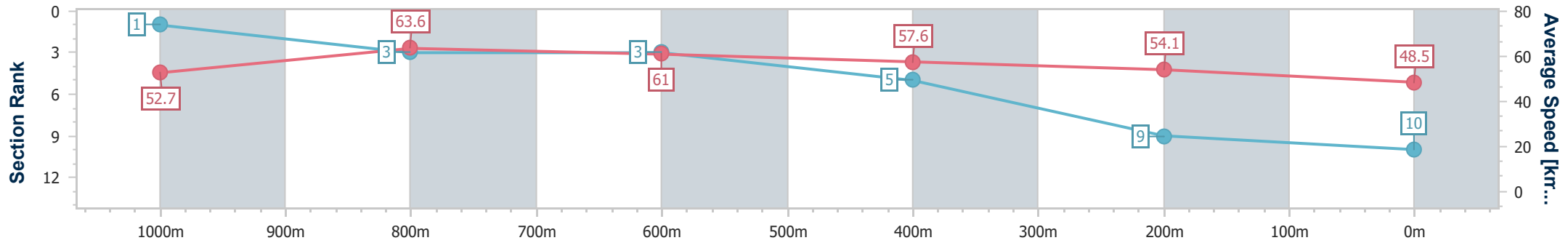


Toowoomba QLD Professional
 Race 3: GERRY BROWN'S TYRE ACCESSORIES RATINGS
 BAND 0 - 58 Handicap - 1200m
 24 February 2024 - 18:35



Track Rating: Soft 5, Weather: Showers, Rail Position: +2m Entire

Section	Overall	1000m	800m	600m	400m	200m
Section Times	1:17.54 [10] (0:13.63)	1:03.91 [1] (0:11.34)	0:52.57 [3] (0:11.92)	0:40.65 [3] (0:12.56)	0:28.09 [5] (0:13.30)	0:14.79 [9] (0:14.79)
Average Speed [km/h]	52.7	63.6	61.0	57.6	54.1	48.5
Top Speed [km/h]	66.7	65.9	62.1	60.4	56.6	50.4
Avg. Dist. to Rail [m]	2.1	1.2	2.6	0.7	0.5	2.9
Avg. Stride Freq. [Hz]	2.2	2.3	2.3	2.2	2.1	2.0
Avg. Stride Length [m]	6.6	7.5	7.4	7.2	7.1	6.7



- [] Ranking at each section and finish
- .-.- No data available at this section
- NA No data available