



# Toowoomba QLD Professional

## Race 7: MAK'S 18TH BIRTHDAY Maiden Handicap - 1890m

24 February 2024 - 20:55



Track Rating: Soft 6, Weather: Showers, Rail Position: +2m Entire

| Section     |     |                                   |         |                  |                 |              |              |              |              |              |              |              | Overall                | 1600m                | 1400m                | 1200m                | 1000m                | 800m                 | 600m                 | Last 600m |
|-------------|-----|-----------------------------------|---------|------------------|-----------------|--------------|--------------|--------------|--------------|--------------|--------------|--------------|------------------------|----------------------|----------------------|----------------------|----------------------|----------------------|----------------------|-----------|
| Field Times |     |                                   |         |                  |                 |              |              |              |              |              |              |              | 2:04.55<br>(0:21.75)   | 1:42.80<br>(0:11.56) | 1:31.24<br>(0:12.02) | 1:19.22<br>(0:12.70) | 1:06.52<br>(0:13.12) | 0:53.40<br>(0:13.17) | 0:40.23<br>(0:13.44) | 0:40.23   |
| Rank        | TAB | Horse/Jockey                      | Barrier | Top Speed [km/h] | Fastest Section |              |              |              |              |              |              |              | Distance Travelled [m] |                      |                      |                      |                      |                      |                      |           |
| 1           | 6   | ROYAL GEORGE<br>Melea Castle      | 6       | 67.0             | 0:11.39         | 2:04.55 [1]  | 1:41.54 [8]  | 1:30.15 [7]  | 1:18.34 [6]  | 1:06.30 [2]  | 0:53.32 [2]  | 0:40.19 [2]  | 0:40.19                |                      |                      |                      |                      |                      |                      |           |
|             |     |                                   |         | Overall          | 1600m           | (0:23.01)    | (0:11.39)    | (0:11.81)    | (0:12.04)    | (0:12.98)    | (0:13.13)    | (0:13.40)    |                        |                      |                      |                      |                      |                      |                      |           |
| 2           | 9   | TAVIESLASS<br>Adin Thompson       | 1       | 64.8             | 0:11.51         | 2:05.36 [2]  | 1:43.05 [4]  | 1:31.54 [5]  | 1:19.45 [3]  | 1:06.92 [5]  | 0:53.65 [5]  | 0:40.37 [5]  | 0:40.37                | -6                   |                      |                      |                      |                      |                      |           |
|             |     |                                   |         | Overall          | 1600m           | (0:22.31)    | (0:11.51)    | (0:12.09)    | (0:12.53)    | (0:13.27)    | (0:13.28)    | (0:13.52)    |                        |                      |                      |                      |                      |                      |                      |           |
| 3           | 1   | MORE SUCCESS<br>Jake Molloy       | 5       | 64.2             | 0:11.43         | 2:05.65 [3]  | 1:42.33 [10] | 1:30.90 [10] | 1:18.63 [10] | 1:06.24 [10] | 0:53.42 [10] | 0:40.07 [10] | 0:40.07                | -6                   |                      |                      |                      |                      |                      |           |
|             |     |                                   |         | 1600m            | 1600m           | (0:23.32)    | (0:11.43)    | (0:12.27)    | (0:12.39)    | (0:12.82)    | (0:13.35)    | (0:13.56)    |                        |                      |                      |                      |                      |                      |                      |           |
| 4           | 11  | VAIN LUKE<br>Shania Willis        | 3       | 65.5             | 0:11.56         | 2:05.87 [4]  | 1:43.01 [7]  | 1:31.45 [8]  | 1:19.11 [8]  | 1:06.84 [8]  | 0:53.91 [7]  | 0:40.51 [9]  | 0:40.51                | +5                   |                      |                      |                      |                      |                      |           |
|             |     |                                   |         | Overall          | 1600m           | (0:22.86)    | (0:11.56)    | (0:12.34)    | (0:12.27)    | (0:12.93)    | (0:13.40)    | (0:13.32)    |                        |                      |                      |                      |                      |                      |                      |           |
| 5           | 5   | EVERCLEAR<br>Nathan Evans         | 7       | 65.7             | 0:11.36         | 2:06.06 [5]  | 1:42.78 [9]  | 1:31.42 [9]  | 1:19.11 [9]  | 1:06.77 [9]  | 0:53.85 [9]  | 0:41.08 [4]  | 0:41.08                | +10                  |                      |                      |                      |                      |                      |           |
|             |     |                                   |         | 1600m            | 1600m           | (0:23.28)    | (0:11.36)    | (0:12.31)    | (0:12.34)    | (0:12.92)    | (0:12.77)    | (0:13.16)    |                        |                      |                      |                      |                      |                      |                      |           |
| 6           | 8   | IN THE PICTURE<br>Cecily Eaton    | 11      | 65.4             | 0:11.55         | 2:06.27 [6]  | 1:43.66 [6]  | 1:32.11 [6]  | 1:19.87 [7]  | 1:07.29 [7]  | 0:54.29 [8]  | 0:40.99 [8]  | 0:40.99                | +2                   |                      |                      |                      |                      |                      |           |
|             |     |                                   |         | Overall          | 1600m           | (0:22.61)    | (0:11.55)    | (0:12.24)    | (0:12.58)    | (0:13.00)    | (0:13.30)    | (0:13.57)    |                        |                      |                      |                      |                      |                      |                      |           |
| 7           | 10  | HOPETOUN SUNRISE<br>Karl Zechner  | 9       | 65.7             | 0:11.54         | 2:06.98 [7]  | 1:45.05 [2]  | 1:33.51 [2]  | 1:21.31 [2]  | 1:08.67 [4]  | 0:55.45 [4]  | 0:42.20 [3]  | 0:42.20                | -3                   |                      |                      |                      |                      |                      |           |
|             |     |                                   |         | Overall          | 1600m           | (0:21.93)    | (0:11.54)    | (0:12.20)    | (0:12.64)    | (0:13.22)    | (0:13.25)    | (0:13.61)    |                        |                      |                      |                      |                      |                      |                      |           |
| 8           | 3   | EXPEDIENT CHOICE<br>Stacey Callow | 4       | 66.9             | 0:11.73         | 2:07.31 [8]  | 1:45.22 [3]  | 1:33.49 [4]  | 1:21.37 [4]  | 1:09.03 [3]  | 0:56.16 [1]  | 0:42.99 [1]  | 0:42.99                | -2                   |                      |                      |                      |                      |                      |           |
|             |     |                                   |         | Overall          | 1600m           | (0:22.09)    | (0:11.73)    | (0:12.12)    | (0:12.34)    | (0:12.87)    | (0:13.17)    | (0:13.77)    |                        |                      |                      |                      |                      |                      |                      |           |
| 9           | 2   | KEEP CALM<br>Nozi Tomizawa        | 2       | 64.9             | 0:11.40         | 2:10.47 [9]  | 1:48.07 [5]  | 1:36.67 [3]  | 1:24.43 [5]  | 1:11.86 [6]  | 0:58.64 [6]  | 0:45.24 [7]  | 0:45.24                | +5                   |                      |                      |                      |                      |                      |           |
|             |     |                                   |         | Overall          | 1600m           | (0:22.40)    | (0:11.40)    | (0:12.24)    | (0:12.57)    | (0:13.22)    | (0:13.40)    | (0:14.21)    |                        |                      |                      |                      |                      |                      |                      |           |
| 10          | 7   | BRAVE HOSHI<br>Sariah Champkin    | 8       | 65.3             | 0:11.56         | 2:15.80 [10] | 1:54.05 [1]  | 1:42.49 [1]  | 1:30.47 [1]  | 1:17.77 [1]  | 1:04.52 [3]  | 0:50.79 [6]  | 0:50.79                | -11                  |                      |                      |                      |                      |                      |           |
|             |     |                                   |         | Overall          | 1600m           | (0:21.75)    | (0:11.56)    | (0:12.02)    | (0:12.70)    | (0:13.25)    | (0:13.73)    | (0:14.87)    |                        |                      |                      |                      |                      |                      |                      |           |

Scratched: Klang Boy (#4)

[ ] Ranking at each section and finish  
 -:-:- No data available at this section  
 NA No data available

SCN Saddle cloth number  
 DNF Did not finish  
 DNT Did not track



# Toowoomba QLD Professional

## Race 7: MAK'S 18TH BIRTHDAY Maiden Handicap - 1890m

24 February 2024 - 20:55



Track Rating: Soft 6, Weather: Showers, Rail Position: +2m Entire

| Section     |     |                                   |         |                  |                  |                           | 400m                      | 200m                 |  |  | Last 600m              |
|-------------|-----|-----------------------------------|---------|------------------|------------------|---------------------------|---------------------------|----------------------|--|--|------------------------|
| Field Times |     |                                   |         |                  |                  |                           | 0:26.79<br>(0:13.47)      | 0:13.32<br>(0:13.32) |  |  | 0:40.23                |
| Rank        | TAB | Horse/Jockey                      | Barrier | Top Speed [km/h] | Fastest Section  |                           |                           | Margin               |  |  | Distance Travelled [m] |
| 1           | 6   | ROYAL GEORGE<br>Melea Castle      | 6       | 67.0<br>Overall  | 0:11.39<br>1600m | 0:26.79 [1]<br>(0:13.47)  | 0:13.32 [1]<br>(0:13.32)  | 2:04.55              |  |  | 0:40.19                |
| 2           | 9   | TAVIESLASS<br>Adin Thompson       | 1       | 64.8<br>Overall  | 0:11.51<br>1600m | 0:26.85 [5]<br>(0:13.78)  | 0:13.07 [3]<br>(0:13.07)  | 4.5L                 |  |  | 0:40.37 -6             |
| 3           | 1   | MORE SUCCESS<br>Jake Molloy       | 5       | 64.2<br>1600m    | 0:11.43<br>1600m | 0:26.51 [8]<br>(0:13.28)  | 0:13.23 [6]<br>(0:13.23)  | 6L                   |  |  | 0:40.07 -6             |
| 4           | 11  | VAIN LUKE<br>Shania Willis        | 3       | 65.5<br>Overall  | 0:11.56<br>1600m | 0:27.19 [6]<br>(0:13.64)  | 0:13.55 [4]<br>(0:13.55)  | 7.3L                 |  |  | 0:40.51 +5             |
| 5           | 5   | EVERCLEAR<br>Nathan Evans         | 7       | 65.7<br>1600m    | 0:11.36<br>1600m | 0:27.92 [3]<br>(0:13.89)  | 0:14.03 [2]<br>(0:14.03)  | 8.3L                 |  |  | 0:41.08 +10            |
| 6           | 8   | IN THE PICTURE<br>Cecily Eaton    | 11      | 65.4<br>Overall  | 0:11.55<br>1600m | 0:27.42 [7]<br>(0:13.82)  | 0:13.60 [8]<br>(0:13.60)  | 9.3L                 |  |  | 0:40.99 +2             |
| 7           | 10  | HOPETOUN SUNRISE<br>Karl Zechner  | 9       | 65.7<br>Overall  | 0:11.54<br>1600m | 0:28.59 [4]<br>(0:13.96)  | 0:14.63 [5]<br>(0:14.63)  | 13.3L                |  |  | 0:42.20 -3             |
| 8           | 3   | EXPEDIENT CHOICE<br>Stacey Callow | 4       | 66.9<br>Overall  | 0:11.73<br>1600m | 0:29.22 [2]<br>(0:14.37)  | 0:14.85 [7]<br>(0:14.85)  | 15.1L                |  |  | 0:42.99 -2             |
| 9           | 2   | KEEP CALM<br>Nozi Tomizawa        | 2       | 64.9<br>Overall  | 0:11.40<br>1600m | 0:31.03 [9]<br>(0:15.01)  | 0:16.02 [9]<br>(0:16.02)  | 33.6L                |  |  | 0:45.24 +5             |
| 10          | 7   | BRAVE HOSHI<br>Sariah Champkin    | 8       | 65.3<br>Overall  | 0:11.56<br>1600m | 0:35.92 [10]<br>(0:17.47) | 0:18.45 [10]<br>(0:18.45) | 64.9L                |  |  | 0:50.79 -11            |

Scratched: Klang Boy (#4)

[ ] Ranking at each section and finish  
 -:-:- No data available at this section  
 NA No data available

SCN Saddle cloth number  
 DNF Did not finish  
 DNT Did not track



|                                |                 |
|--------------------------------|-----------------|
| Horse/Jockey Name              | Royal George    |
| Final Rank                     | 1               |
| Fastest Section Time (Section) | 0:11.39 (1600m) |
| Top Speed [km/h] (Section)     | 67.0 (Overall)  |
| Race State                     | Finished        |



Toowoomba QLD Professional

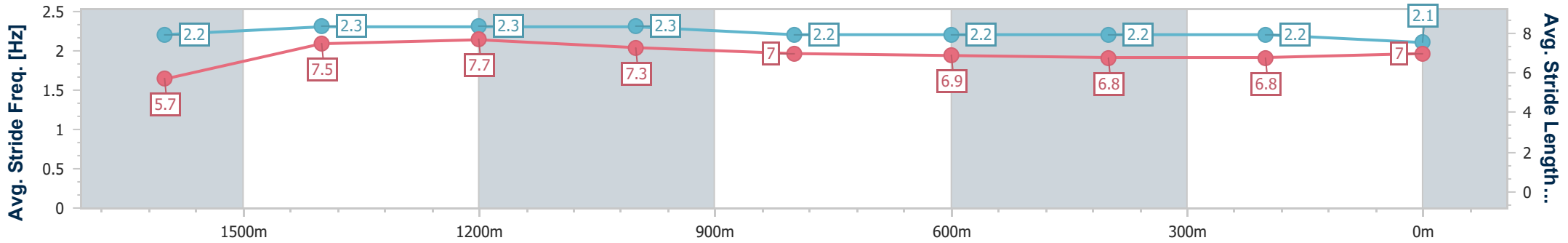
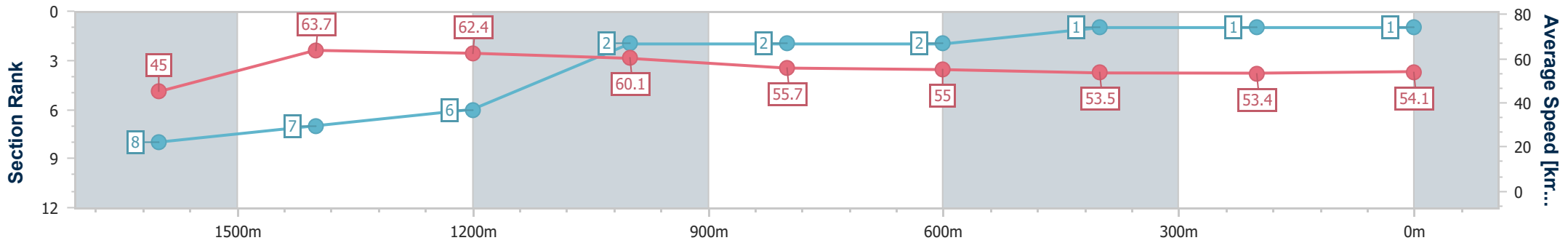
Race 7: MAK'S 18TH BIRTHDAY Maiden Handicap - 1890m

24 February 2024 - 20:55



Track Rating: Soft 6, Weather: Showers, Rail Position: +2m Entire

| Section                | Overall                  | 1600m                    | 1400m                    | 1200m                    | 1000m                    | 800m                     | 600m                     | 400m                     | 200m                     |
|------------------------|--------------------------|--------------------------|--------------------------|--------------------------|--------------------------|--------------------------|--------------------------|--------------------------|--------------------------|
| Section Times          | 2:04.55 [1]<br>(0:23.01) | 1:41.54 [8]<br>(0:11.39) | 1:30.15 [7]<br>(0:11.81) | 1:18.34 [6]<br>(0:12.04) | 1:06.30 [2]<br>(0:12.98) | 0:53.32 [2]<br>(0:13.13) | 0:40.19 [2]<br>(0:13.40) | 0:26.79 [1]<br>(0:13.47) | 0:13.32 [1]<br>(0:13.32) |
| Average Speed [km/h]   | 45.0                     | 63.7                     | 62.4                     | 60.1                     | 55.7                     | 55.0                     | 53.5                     | 53.4                     | 54.1                     |
| Top Speed [km/h]       | 67.0                     | 66.9                     | 66.2                     | 61.7                     | 58.2                     | 55.8                     | 55.2                     | 55.1                     | 56.1                     |
| Avg. Dist. to Rail [m] | 4.8                      | 2.8                      | 4.3                      | 4.1                      | 1.4                      | 1.3                      | 0.8                      | 0.4                      | 0.5                      |
| Avg. Stride Freq. [Hz] | 2.2                      | 2.3                      | 2.3                      | 2.3                      | 2.2                      | 2.2                      | 2.2                      | 2.2                      | 2.1                      |
| Avg. Stride Length [m] | 5.7                      | 7.5                      | 7.7                      | 7.3                      | 7.0                      | 6.9                      | 6.8                      | 6.8                      | 7.0                      |



- [ ] Ranking at each section and finish
- .-.- No data available at this section
- NA No data available



|                                |                 |
|--------------------------------|-----------------|
| Horse/Jockey Name              | Tavieslass      |
| Final Rank                     | 2               |
| Fastest Section Time (Section) | 0:11.51 (1600m) |
| Top Speed [km/h] (Section)     | 64.8 (Overall)  |
| Race State                     | Finished        |



Toowoomba QLD Professional

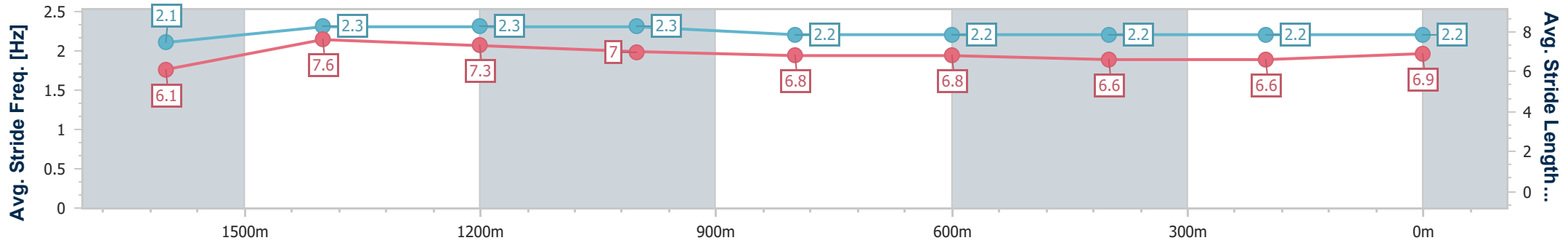
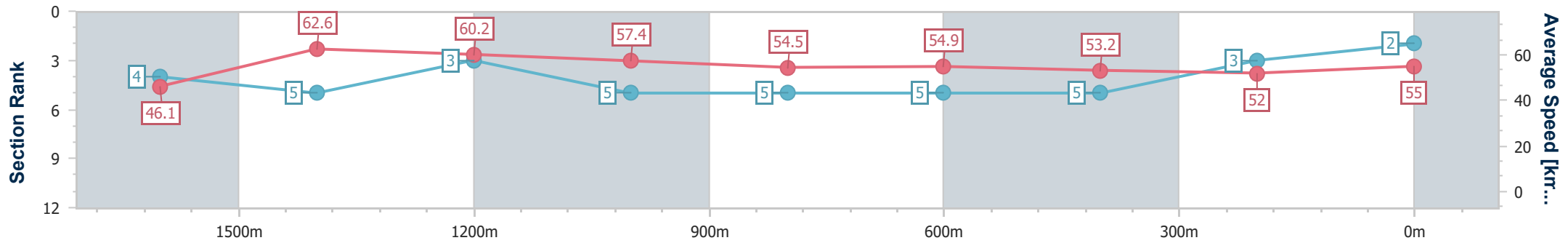
Race 7: MAK'S 18TH BIRTHDAY Maiden Handicap - 1890m

24 February 2024 - 20:55



Track Rating: Soft 6, Weather: Showers, Rail Position: +2m Entire

| Section                | Overall                  | 1600m                    | 1400m                    | 1200m                    | 1000m                    | 800m                     | 600m                     | 400m                     | 200m                     |
|------------------------|--------------------------|--------------------------|--------------------------|--------------------------|--------------------------|--------------------------|--------------------------|--------------------------|--------------------------|
| Section Times          | 2:05.36 [2]<br>(0:22.31) | 1:43.05 [4]<br>(0:11.51) | 1:31.54 [5]<br>(0:12.09) | 1:19.45 [3]<br>(0:12.53) | 1:06.92 [5]<br>(0:13.27) | 0:53.65 [5]<br>(0:13.28) | 0:40.37 [5]<br>(0:13.52) | 0:26.85 [5]<br>(0:13.78) | 0:13.07 [3]<br>(0:13.07) |
| Average Speed [km/h]   | 46.1                     | 62.6                     | 60.2                     | 57.4                     | 54.5                     | 54.9                     | 53.2                     | 52.0                     | 55.0                     |
| Top Speed [km/h]       | 64.8                     | 64.8                     | 62.5                     | 58.8                     | 57.2                     | 56.2                     | 56.1                     | 54.9                     | 56.2                     |
| Avg. Dist. to Rail [m] | 6.9                      | 0.8                      | 1.6                      | 1.5                      | 1.2                      | 2.3                      | 0.5                      | 0.8                      | 0.7                      |
| Avg. Stride Freq. [Hz] | 2.1                      | 2.3                      | 2.3                      | 2.3                      | 2.2                      | 2.2                      | 2.2                      | 2.2                      | 2.2                      |
| Avg. Stride Length [m] | 6.1                      | 7.6                      | 7.3                      | 7.0                      | 6.8                      | 6.8                      | 6.6                      | 6.6                      | 6.9                      |



- [ ] Ranking at each section and finish
- .-.- No data available at this section
- NA No data available



|                                |                 |
|--------------------------------|-----------------|
| Horse/Jockey Name              | More Success    |
| Final Rank                     | 3               |
| Fastest Section Time (Section) | 0:11.43 (1600m) |
| Top Speed [km/h] (Section)     | 64.2 (1600m)    |
| Race State                     | Finished        |



Toowoomba QLD Professional

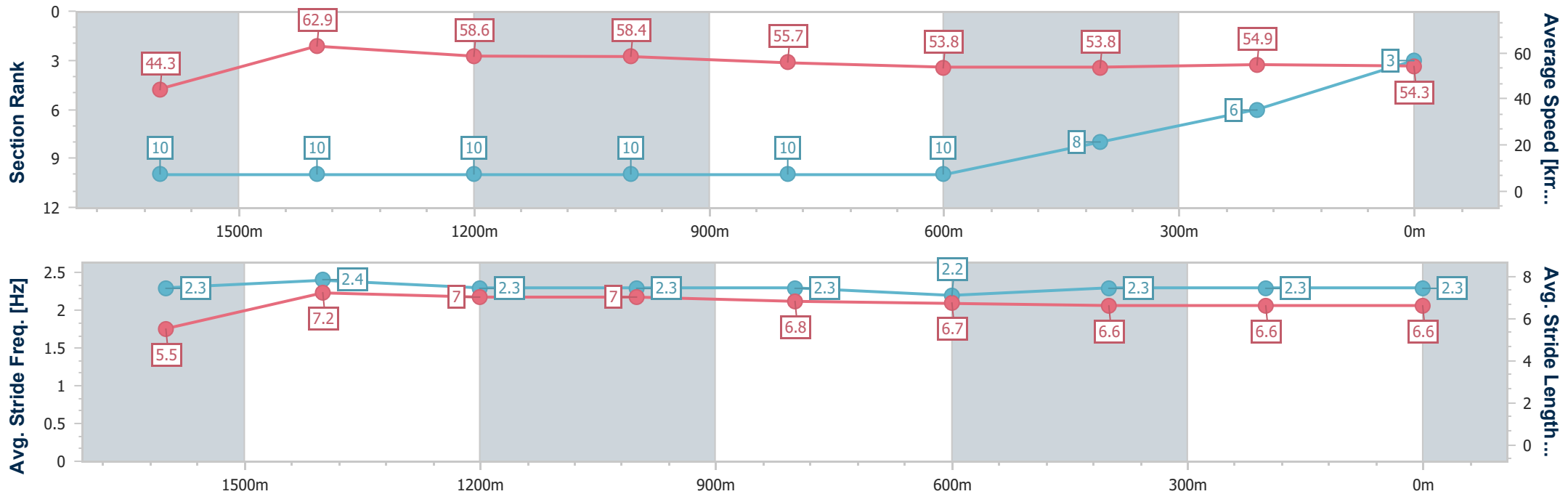
Race 7: MAK'S 18TH BIRTHDAY Maiden Handicap - 1890m

24 February 2024 - 20:55



Track Rating: Soft 6, Weather: Showers, Rail Position: +2m Entire

| Section                | Overall                  | 1600m                     | 1400m                     | 1200m                     | 1000m                     | 800m                      | 600m                      | 400m                     | 200m                     |
|------------------------|--------------------------|---------------------------|---------------------------|---------------------------|---------------------------|---------------------------|---------------------------|--------------------------|--------------------------|
| Section Times          | 2:05.65 [3]<br>(0:23.32) | 1:42.33 [10]<br>(0:11.43) | 1:30.90 [10]<br>(0:12.27) | 1:18.63 [10]<br>(0:12.39) | 1:06.24 [10]<br>(0:12.82) | 0:53.42 [10]<br>(0:13.35) | 0:40.07 [10]<br>(0:13.56) | 0:26.51 [8]<br>(0:13.28) | 0:13.23 [6]<br>(0:13.23) |
| Average Speed [km/h]   | 44.3                     | 62.9                      | 58.6                      | 58.4                      | 55.7                      | 53.8                      | 53.8                      | 54.9                     | 54.3                     |
| Top Speed [km/h]       | 62.4                     | 64.2                      | 62.9                      | 58.8                      | 58.4                      | 54.9                      | 54.7                      | 56.0                     | 55.4                     |
| Avg. Dist. to Rail [m] | 5.1                      | 0.5                       | 0.5                       | 0.6                       | 1.6                       | 0.8                       | 1.7                       | 3.6                      | 4.3                      |
| Avg. Stride Freq. [Hz] | 2.3                      | 2.4                       | 2.3                       | 2.3                       | 2.3                       | 2.2                       | 2.3                       | 2.3                      | 2.3                      |
| Avg. Stride Length [m] | 5.5                      | 7.2                       | 7.0                       | 7.0                       | 6.8                       | 6.7                       | 6.6                       | 6.6                      | 6.6                      |



- [ ] Ranking at each section and finish
- .-.- No data available at this section
- NA No data available



|                                |                 |
|--------------------------------|-----------------|
| Horse/Jockey Name              | Vain Luke       |
| Final Rank                     | 4               |
| Fastest Section Time (Section) | 0:11.56 (1600m) |
| Top Speed [km/h] (Section)     | 65.5 (Overall)  |
| Race State                     | Finished        |



Toowoomba QLD Professional

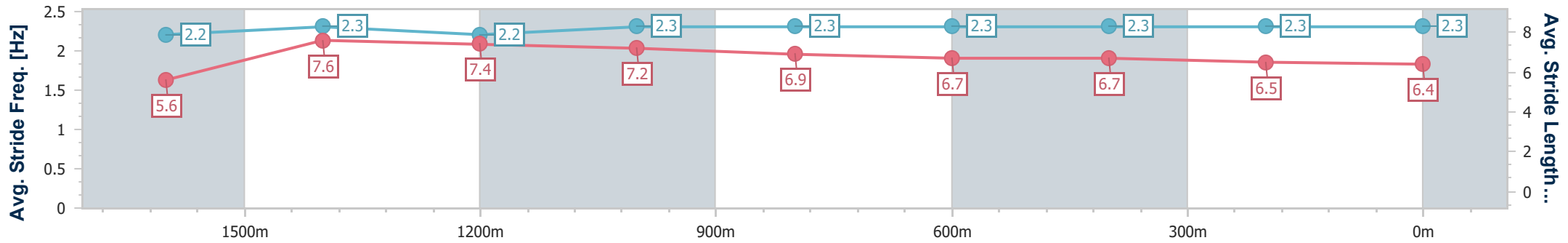
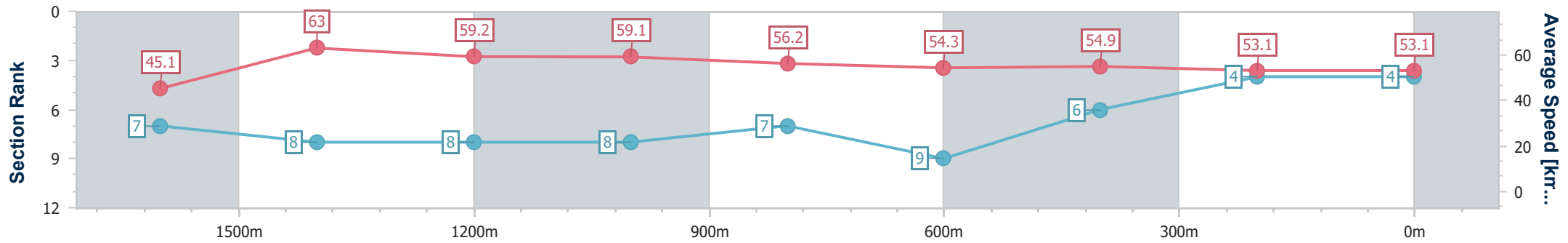
Race 7: MAK'S 18TH BIRTHDAY Maiden Handicap - 1890m

24 February 2024 - 20:55

Track Rating: Soft 6, Weather: Showers, Rail Position: +2m Entire



| Section                | Overall                  | 1600m                    | 1400m                    | 1200m                    | 1000m                    | 800m                     | 600m                     | 400m                     | 200m                     |
|------------------------|--------------------------|--------------------------|--------------------------|--------------------------|--------------------------|--------------------------|--------------------------|--------------------------|--------------------------|
| Section Times          | 2:05.87 [4]<br>(0:22.86) | 1:43.01 [7]<br>(0:11.56) | 1:31.45 [8]<br>(0:12.34) | 1:19.11 [8]<br>(0:12.27) | 1:06.84 [8]<br>(0:12.93) | 0:53.91 [7]<br>(0:13.40) | 0:40.51 [9]<br>(0:13.32) | 0:27.19 [6]<br>(0:13.64) | 0:13.55 [4]<br>(0:13.55) |
| Average Speed [km/h]   | 45.1                     | 63.0                     | 59.2                     | 59.1                     | 56.2                     | 54.3                     | 54.9                     | 53.1                     | 53.1                     |
| Top Speed [km/h]       | 65.5                     | 64.2                     | 61.4                     | 59.6                     | 58.6                     | 56.7                     | 56.2                     | 54.2                     | 54.4                     |
| Avg. Dist. to Rail [m] | 6.3                      | 4.0                      | 3.5                      | 2.8                      | 2.4                      | 4.2                      | 2.6                      | 2.3                      | 3.7                      |
| Avg. Stride Freq. [Hz] | 2.2                      | 2.3                      | 2.2                      | 2.3                      | 2.3                      | 2.3                      | 2.3                      | 2.3                      | 2.3                      |
| Avg. Stride Length [m] | 5.6                      | 7.6                      | 7.4                      | 7.2                      | 6.9                      | 6.7                      | 6.7                      | 6.5                      | 6.4                      |



- [ ] Ranking at each section and finish
- .-.- No data available at this section
- NA No data available



|                                |                 |
|--------------------------------|-----------------|
| Horse/Jockey Name              | Everclear       |
| Final Rank                     | 5               |
| Fastest Section Time (Section) | 0:11.36 (1600m) |
| Top Speed [km/h] (Section)     | 65.7 (1600m)    |
| Race State                     | Finished        |



Toowoomba QLD Professional

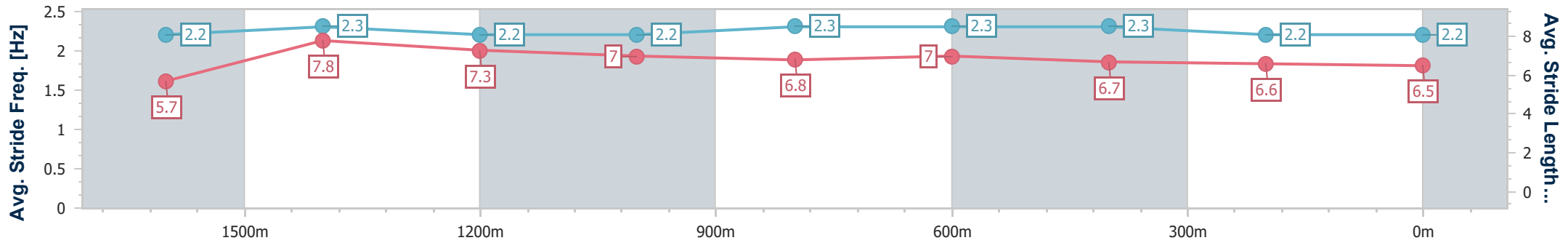
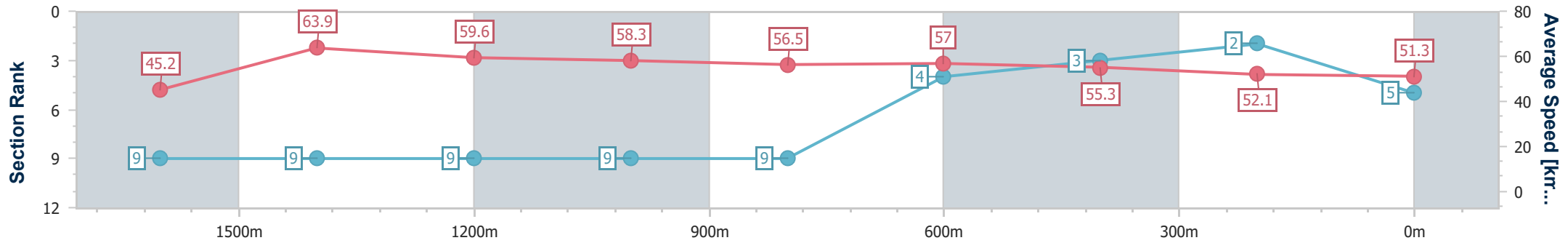
Race 7: MAK'S 18TH BIRTHDAY Maiden Handicap - 1890m

24 February 2024 - 20:55



Track Rating: Soft 6, Weather: Showers, Rail Position: +2m Entire

| Section                | Overall                  | 1600m                    | 1400m                    | 1200m                    | 1000m                    | 800m                     | 600m                     | 400m                     | 200m                     |
|------------------------|--------------------------|--------------------------|--------------------------|--------------------------|--------------------------|--------------------------|--------------------------|--------------------------|--------------------------|
| Section Times          | 2:06.06 [5]<br>(0:23.28) | 1:42.78 [9]<br>(0:11.36) | 1:31.42 [9]<br>(0:12.31) | 1:19.11 [9]<br>(0:12.34) | 1:06.77 [9]<br>(0:12.92) | 0:53.85 [9]<br>(0:12.77) | 0:41.08 [4]<br>(0:13.16) | 0:27.92 [3]<br>(0:13.89) | 0:14.03 [2]<br>(0:14.03) |
| Average Speed [km/h]   | 45.2                     | 63.9                     | 59.6                     | 58.3                     | 56.5                     | 57.0                     | 55.3                     | 52.1                     | 51.3                     |
| Top Speed [km/h]       | 65.4                     | 65.7                     | 63.0                     | 60.1                     | 57.2                     | 58.6                     | 58.4                     | 53.5                     | 52.7                     |
| Avg. Dist. to Rail [m] | 5.9                      | 2.8                      | 3.1                      | 3.9                      | 3.2                      | 3.9                      | 2.2                      | 1.7                      | 2.2                      |
| Avg. Stride Freq. [Hz] | 2.2                      | 2.3                      | 2.2                      | 2.2                      | 2.3                      | 2.3                      | 2.3                      | 2.2                      | 2.2                      |
| Avg. Stride Length [m] | 5.7                      | 7.8                      | 7.3                      | 7.0                      | 6.8                      | 7.0                      | 6.7                      | 6.6                      | 6.5                      |



- [ ] Ranking at each section and finish
- .-.- No data available at this section
- NA No data available



|                                |                 |
|--------------------------------|-----------------|
| Horse/Jockey Name              | In The Picture  |
| Final Rank                     | 6               |
| Fastest Section Time (Section) | 0:11.55 (1600m) |
| Top Speed [km/h] (Section)     | 65.4 (Overall)  |
| Race State                     | Finished        |



Toowoomba QLD Professional

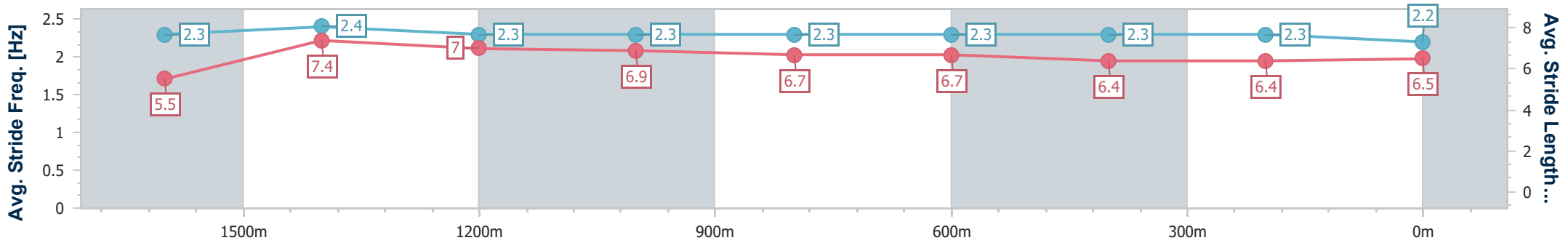
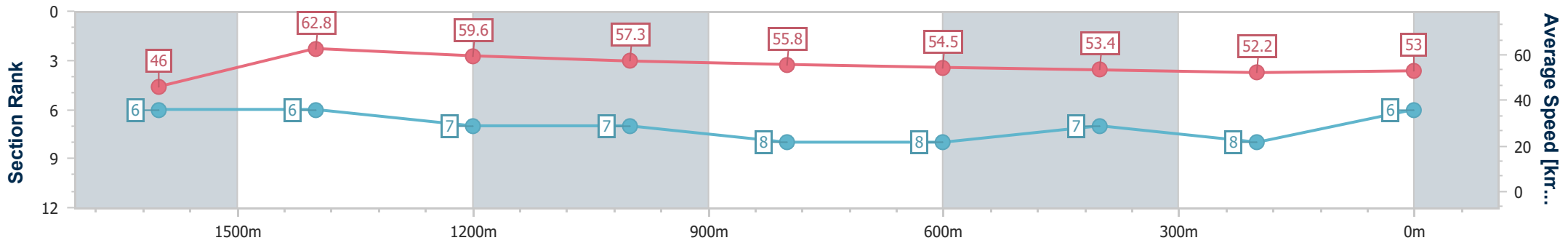
Race 7: MAK'S 18TH BIRTHDAY Maiden Handicap - 1890m

24 February 2024 - 20:55



Track Rating: Soft 6, Weather: Showers, Rail Position: +2m Entire

| Section                | Overall                  | 1600m                    | 1400m                    | 1200m                    | 1000m                    | 800m                     | 600m                     | 400m                     | 200m                     |
|------------------------|--------------------------|--------------------------|--------------------------|--------------------------|--------------------------|--------------------------|--------------------------|--------------------------|--------------------------|
| Section Times          | 2:06.27 [6]<br>(0:22.61) | 1:43.66 [6]<br>(0:11.55) | 1:32.11 [6]<br>(0:12.24) | 1:19.87 [7]<br>(0:12.58) | 1:07.29 [7]<br>(0:13.00) | 0:54.29 [8]<br>(0:13.30) | 0:40.99 [8]<br>(0:13.57) | 0:27.42 [7]<br>(0:13.82) | 0:13.60 [8]<br>(0:13.60) |
| Average Speed [km/h]   | 46.0                     | 62.8                     | 59.6                     | 57.3                     | 55.8                     | 54.5                     | 53.4                     | 52.2                     | 53.0                     |
| Top Speed [km/h]       | 65.4                     | 63.9                     | 61.2                     | 59.9                     | 58.4                     | 55.2                     | 54.2                     | 53.4                     | 54.2                     |
| Avg. Dist. to Rail [m] | 4.1                      | 1.8                      | 2.7                      | 2.3                      | 1.7                      | 2.0                      | 1.5                      | 1.4                      | 4.4                      |
| Avg. Stride Freq. [Hz] | 2.3                      | 2.4                      | 2.3                      | 2.3                      | 2.3                      | 2.3                      | 2.3                      | 2.3                      | 2.2                      |
| Avg. Stride Length [m] | 5.5                      | 7.4                      | 7.0                      | 6.9                      | 6.7                      | 6.7                      | 6.4                      | 6.4                      | 6.5                      |



- [ ] Ranking at each section and finish
- .-.- No data available at this section
- NA No data available





|                                |                  |
|--------------------------------|------------------|
| Horse/Jockey Name              | Hopetoun Sunrise |
| Final Rank                     | 7                |
| Fastest Section Time (Section) | 0:11.54 (1600m)  |
| Top Speed [km/h] (Section)     | 65.7 (Overall)   |
| Race State                     | Finished         |



Toowoomba QLD Professional

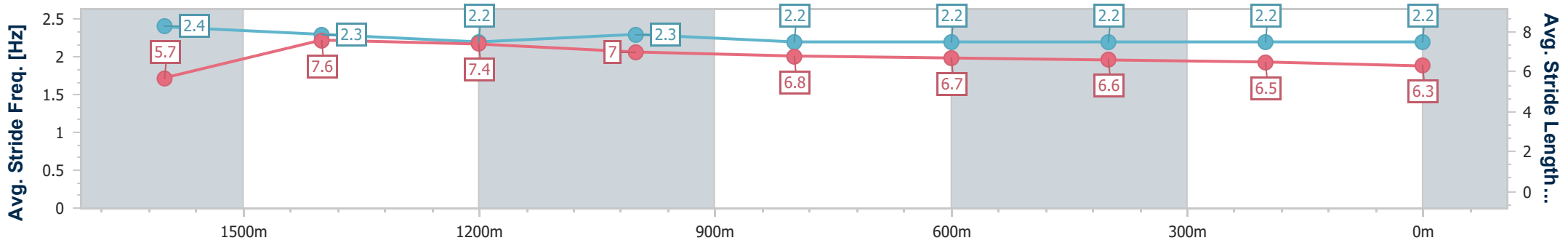
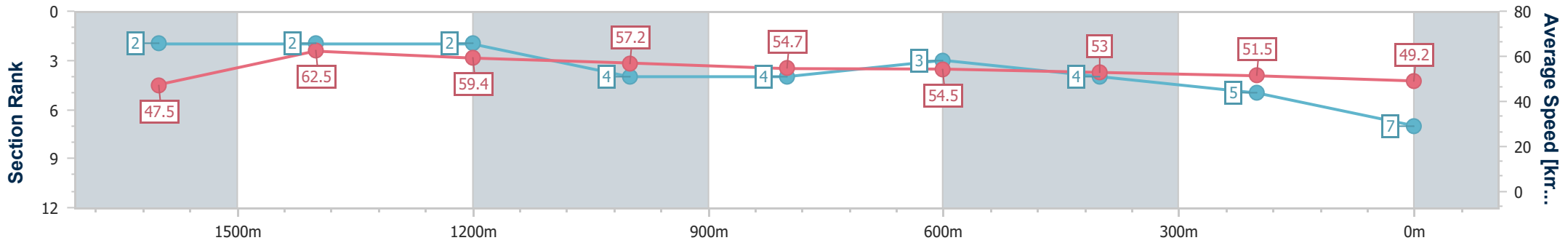
Race 7: MAK'S 18TH BIRTHDAY Maiden Handicap - 1890m

24 February 2024 - 20:55



Track Rating: Soft 6, Weather: Showers, Rail Position: +2m Entire

| Section                | Overall                  | 1600m                    | 1400m                    | 1200m                    | 1000m                    | 800m                     | 600m                     | 400m                     | 200m                     |
|------------------------|--------------------------|--------------------------|--------------------------|--------------------------|--------------------------|--------------------------|--------------------------|--------------------------|--------------------------|
| Section Times          | 2:06.98 [7]<br>(0:21.93) | 1:45.05 [2]<br>(0:11.54) | 1:33.51 [2]<br>(0:12.20) | 1:21.31 [2]<br>(0:12.64) | 1:08.67 [4]<br>(0:13.22) | 0:55.45 [4]<br>(0:13.25) | 0:42.20 [3]<br>(0:13.61) | 0:28.59 [4]<br>(0:13.96) | 0:14.63 [5]<br>(0:14.63) |
| Average Speed [km/h]   | 47.5                     | 62.5                     | 59.4                     | 57.2                     | 54.7                     | 54.5                     | 53.0                     | 51.5                     | 49.2                     |
| Top Speed [km/h]       | 65.7                     | 64.0                     | 62.1                     | 58.3                     | 56.0                     | 56.4                     | 55.7                     | 52.5                     | 52.2                     |
| Avg. Dist. to Rail [m] | 5.0                      | 0.6                      | 1.6                      | 1.8                      | 0.8                      | 1.8                      | 0.6                      | 0.8                      | 1.1                      |
| Avg. Stride Freq. [Hz] | 2.4                      | 2.3                      | 2.2                      | 2.3                      | 2.2                      | 2.2                      | 2.2                      | 2.2                      | 2.2                      |
| Avg. Stride Length [m] | 5.7                      | 7.6                      | 7.4                      | 7.0                      | 6.8                      | 6.7                      | 6.6                      | 6.5                      | 6.3                      |



- [ ] Ranking at each section and finish
- .-.- No data available at this section
- NA No data available



|                                |                  |
|--------------------------------|------------------|
| Horse/Jockey Name              | Expedient Choice |
| Final Rank                     | 8                |
| Fastest Section Time (Section) | 0:11.73 (1600m)  |
| Top Speed [km/h] (Section)     | 66.9 (Overall)   |
| Race State                     | Finished         |



### Toowoomba QLD Professional

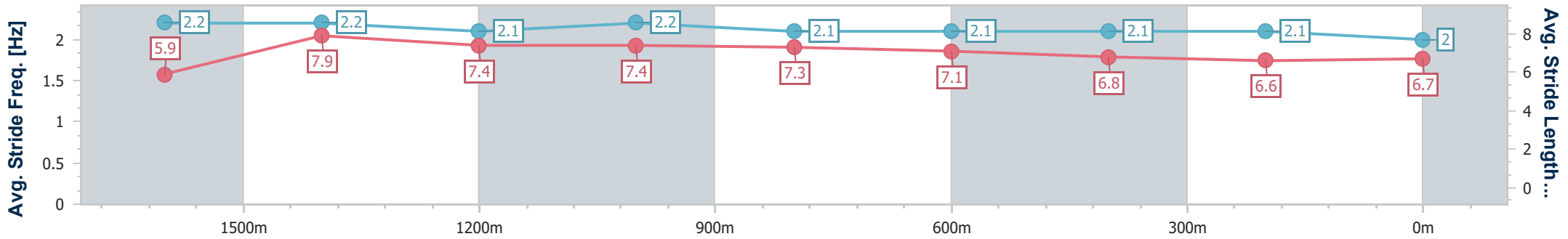
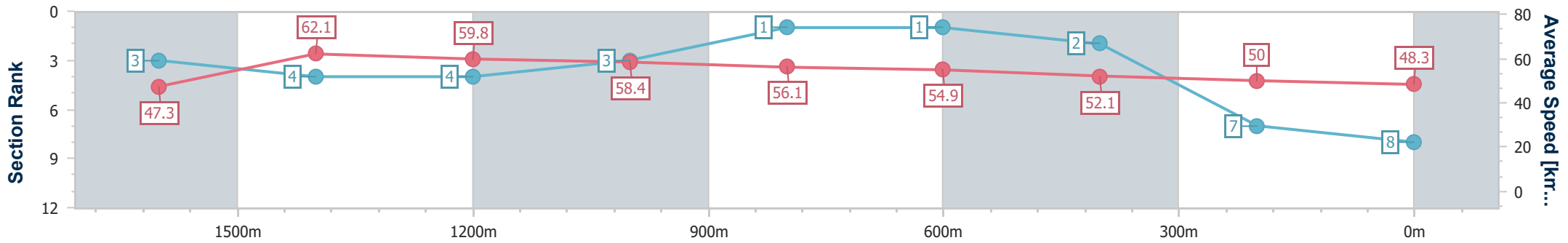
Race 7: MAK'S 18TH BIRTHDAY Maiden Handicap - 1890m

24 February 2024 - 20:55



Track Rating: Soft 6, Weather: Showers, Rail Position: +2m Entire

| Section                | Overall                  | 1600m                    | 1400m                    | 1200m                    | 1000m                    | 800m                     | 600m                     | 400m                     | 200m                     |
|------------------------|--------------------------|--------------------------|--------------------------|--------------------------|--------------------------|--------------------------|--------------------------|--------------------------|--------------------------|
| Section Times          | 2:07.31 [8]<br>(0:22.09) | 1:45.22 [3]<br>(0:11.73) | 1:33.49 [4]<br>(0:12.12) | 1:21.37 [4]<br>(0:12.34) | 1:09.03 [3]<br>(0:12.87) | 0:56.16 [1]<br>(0:13.17) | 0:42.99 [1]<br>(0:13.77) | 0:29.22 [2]<br>(0:14.37) | 0:14.85 [7]<br>(0:14.85) |
| Average Speed [km/h]   | 47.3                     | 62.1                     | 59.8                     | 58.4                     | 56.1                     | 54.9                     | 52.1                     | 50.0                     | 48.3                     |
| Top Speed [km/h]       | 66.9                     | 63.2                     | 62.2                     | 60.1                     | 57.0                     | 55.9                     | 54.2                     | 51.6                     | 50.9                     |
| Avg. Dist. to Rail [m] | 4.4                      | 2.8                      | 1.4                      | 1.1                      | 0.6                      | 1.3                      | 0.5                      | 0.9                      | 0.6                      |
| Avg. Stride Freq. [Hz] | 2.2                      | 2.2                      | 2.1                      | 2.2                      | 2.1                      | 2.1                      | 2.1                      | 2.1                      | 2.0                      |
| Avg. Stride Length [m] | 5.9                      | 7.9                      | 7.4                      | 7.4                      | 7.3                      | 7.1                      | 6.8                      | 6.6                      | 6.7                      |



- [ ] Ranking at each section and finish
- .-.- No data available at this section
- NA No data available



|                                |                 |
|--------------------------------|-----------------|
| Horse/Jockey Name              | Keep Calm       |
| Final Rank                     | 9               |
| Fastest Section Time (Section) | 0:11.40 (1600m) |
| Top Speed [km/h] (Section)     | 64.9 (Overall)  |
| Race State                     | Finished        |



Toowoomba QLD Professional

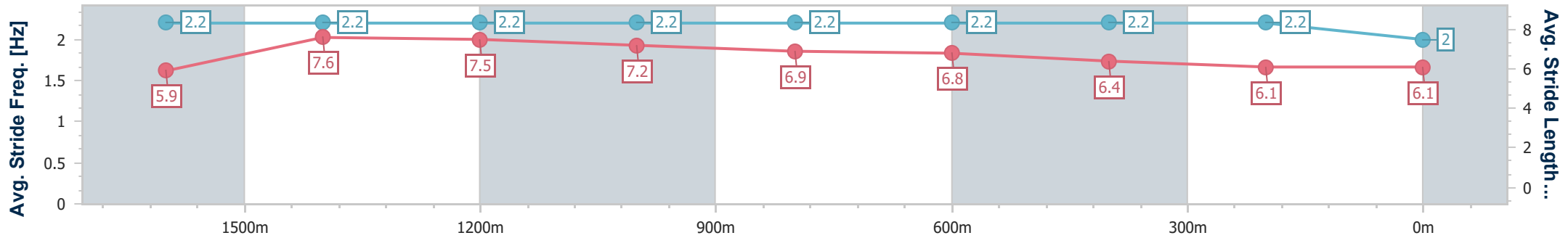
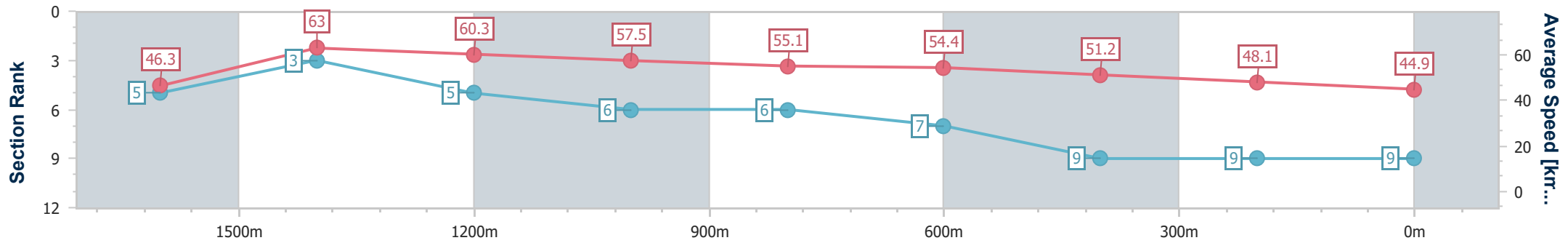
Race 7: MAK'S 18TH BIRTHDAY Maiden Handicap - 1890m

24 February 2024 - 20:55



Track Rating: Soft 6, Weather: Showers, Rail Position: +2m Entire

| Section                | Overall                  | 1600m                    | 1400m                    | 1200m                    | 1000m                    | 800m                     | 600m                     | 400m                     | 200m                     |
|------------------------|--------------------------|--------------------------|--------------------------|--------------------------|--------------------------|--------------------------|--------------------------|--------------------------|--------------------------|
| Section Times          | 2:10.47 [9]<br>(0:22.40) | 1:48.07 [5]<br>(0:11.40) | 1:36.67 [3]<br>(0:12.24) | 1:24.43 [5]<br>(0:12.57) | 1:11.86 [6]<br>(0:13.22) | 0:58.64 [6]<br>(0:13.40) | 0:45.24 [7]<br>(0:14.21) | 0:31.03 [9]<br>(0:15.01) | 0:16.02 [9]<br>(0:16.02) |
| Average Speed [km/h]   | 46.3                     | 63.0                     | 60.3                     | 57.5                     | 55.1                     | 54.4                     | 51.2                     | 48.1                     | 44.9                     |
| Top Speed [km/h]       | 64.9                     | 64.3                     | 61.9                     | 59.0                     | 58.0                     | 55.0                     | 54.0                     | 49.3                     | 45.9                     |
| Avg. Dist. to Rail [m] | 4.8                      | 1.0                      | 4.1                      | 4.1                      | 3.3                      | 3.3                      | 2.1                      | 0.9                      | 0.8                      |
| Avg. Stride Freq. [Hz] | 2.2                      | 2.2                      | 2.2                      | 2.2                      | 2.2                      | 2.2                      | 2.2                      | 2.2                      | 2.0                      |
| Avg. Stride Length [m] | 5.9                      | 7.6                      | 7.5                      | 7.2                      | 6.9                      | 6.8                      | 6.4                      | 6.1                      | 6.1                      |



- [ ] Ranking at each section and finish
- .-.- No data available at this section
- NA No data available



|                                |                 |
|--------------------------------|-----------------|
| Horse/Jockey Name              | Brave Hoshi     |
| Final Rank                     | 10              |
| Fastest Section Time (Section) | 0:11.56 (1600m) |
| Top Speed [km/h] (Section)     | 65.3 (Overall)  |
| Race State                     | Finished        |



Toowoomba QLD Professional

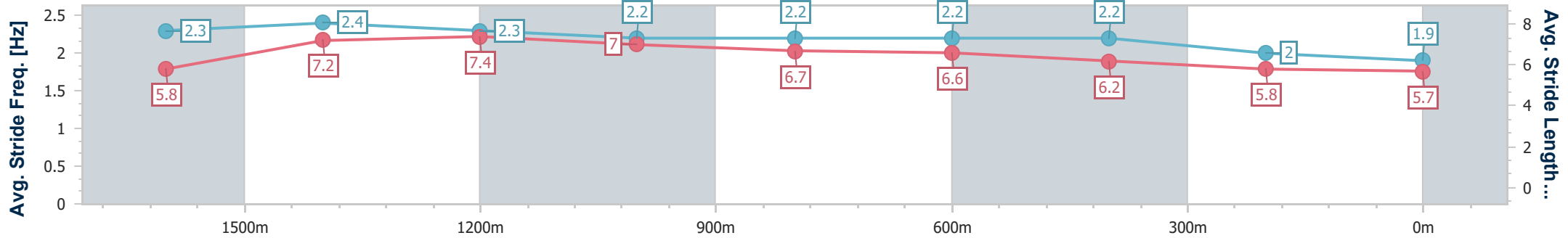
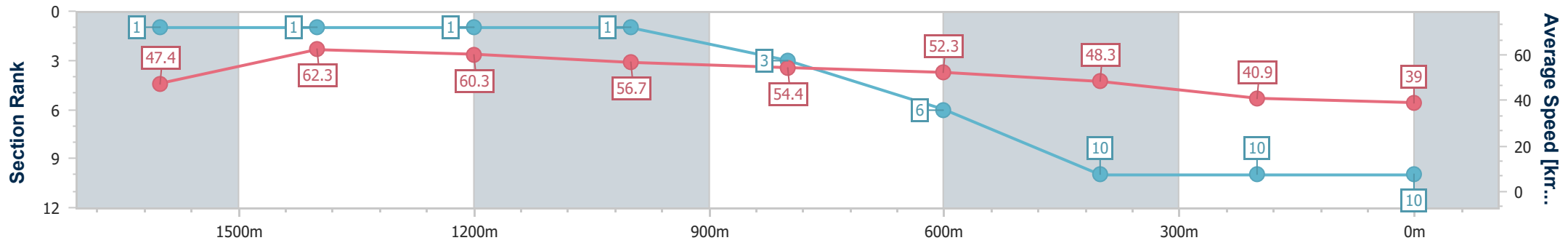
Race 7: MAK'S 18TH BIRTHDAY Maiden Handicap - 1890m

24 February 2024 - 20:55



Track Rating: Soft 6, Weather: Showers, Rail Position: +2m Entire

| Section                | Overall                   | 1600m                    | 1400m                    | 1200m                    | 1000m                    | 800m                     | 600m                     | 400m                      | 200m                      |
|------------------------|---------------------------|--------------------------|--------------------------|--------------------------|--------------------------|--------------------------|--------------------------|---------------------------|---------------------------|
| Section Times          | 2:15.80 [10]<br>(0:21.75) | 1:54.05 [1]<br>(0:11.56) | 1:42.49 [1]<br>(0:12.02) | 1:30.47 [1]<br>(0:12.70) | 1:17.77 [1]<br>(0:13.25) | 1:04.52 [3]<br>(0:13.73) | 0:50.79 [6]<br>(0:14.87) | 0:35.92 [10]<br>(0:17.47) | 0:18.45 [10]<br>(0:18.45) |
| Average Speed [km/h]   | 47.4                      | 62.3                     | 60.3                     | 56.7                     | 54.4                     | 52.3                     | 48.3                     | 40.9                      | 39.0                      |
| Top Speed [km/h]       | 65.3                      | 63.7                     | 61.6                     | 58.5                     | 56.2                     | 53.3                     | 51.6                     | 45.1                      | 40.3                      |
| Avg. Dist. to Rail [m] | 5.3                       | 1.6                      | 1.3                      | 1.8                      | 0.4                      | 0.4                      | 1.0                      | 1.5                       | 2.3                       |
| Avg. Stride Freq. [Hz] | 2.3                       | 2.4                      | 2.3                      | 2.2                      | 2.2                      | 2.2                      | 2.2                      | 2.0                       | 1.9                       |
| Avg. Stride Length [m] | 5.8                       | 7.2                      | 7.4                      | 7.0                      | 6.7                      | 6.6                      | 6.2                      | 5.8                       | 5.7                       |



- [ ] Ranking at each section and finish
- .-.- No data available at this section
- NA No data available