



Toowoomba QLD Professional
Race 8: 1EQUINE - FOR THE EQUINE ATHLETE BENCHMARK 68
Handicap - 870m
24 February 2024 - 21:28



Track Rating: Soft 6, Weather: Showers, Rail Position: +2m Entire

| Section | | Overall | 800m | 600m | 400m | 200m | Last 600m | | | | | |
|-------------|----------------------------------|----------------------|----------------------|----------------------|--------------------------|--------------------------|--------------------------|--------------------------|--------------------------|------------------------|---------|-----|
| Field Times | | 0:52.08 (0:06.34) | 0:45.74 (0:10.77) | 0:34.97 (0:11.02) | 0:23.95 (0:11.62) | 0:12.33 (0:12.33) | 0:34.97 | | | | | |
| Rank | TAB Horse/Jockey | Barrier | Top Speed [km/h] | Fastest Section | Margin | | | | | Distance Travelled [m] | | |
| 1 | 5 FLANK SPEED Olivia Webb | 2 | 68.9 600m | 0:06.51 Overall | 0:52.08 [1] (0:06.51) | 0:45.57 [3] (0:10.64) | 0:34.93 [2] (0:10.98) | 0:23.95 [1] (0:11.62) | 0:12.33 [1] (0:12.33) | 0:52.08 | 0:34.93 | |
| 2 | 2 AL PAL'S GAL Sophie Wilcock | 8 | 71.1 800m | 0:06.56 Overall | 0:52.49 [2] (0:06.56) | 0:45.93 [5] (0:10.61) | 0:35.32 [4] (0:11.04) | 0:24.28 [4] (0:11.75) | 0:12.53 [3] (0:12.53) | 2.3L | 0:35.32 | +10 |
| 3 | 4 HOT OR NOT Emily Lang | 4 | 68.1 800m | 0:06.34 Overall | 0:52.66 [3] (0:06.34) | 0:46.32 [1] (0:10.82) | 0:35.50 [3] (0:10.99) | 0:24.51 [3] (0:11.86) | 0:12.65 [4] (0:12.65) | 3.1L | 0:35.50 | +2 |
| 4 | 1 POLYLITHIC Sariah Champkin | 7 | 70.9 800m | 0:06.71 Overall | 0:52.81 [4] (0:06.71) | 0:46.10 [6] (0:10.40) | 0:35.70 [1] (0:11.04) | 0:24.66 [2] (0:11.79) | 0:12.87 [2] (0:12.87) | 3.9L | 0:35.70 | +4 |
| 5 | 6 BOSTON CITY Karl Zechner | 3 | 67.8 800m | 0:06.44 Overall | 0:53.00 [5] (0:06.44) | 0:46.56 [2] (0:10.96) | 0:35.60 [5] (0:11.36) | 0:24.24 [6] (0:11.78) | 0:12.46 [5] (0:12.46) | 4.9L | 0:35.60 | +9 |
| 6 | 7 COBURG Nozi Tomizawa | 1 | 67.5 800m | 0:06.74 Overall | 0:53.63 [6] (0:06.74) | 0:46.89 [7] (0:10.74) | 0:36.15 [6] (0:11.22) | 0:24.93 [5] (0:11.93) | 0:13.00 [6] (0:13.00) | 8.4L | 0:36.15 | -6 |
| 7 | 8 DAD'S LAD Madeleine Wishart | 6 | 65.4 800m | 0:06.53 Overall | 0:54.54 [7] (0:06.53) | 0:48.01 [4] (0:11.31) | 0:36.70 [7] (0:11.63) | 0:25.07 [7] (0:12.04) | 0:13.03 [7] (0:13.03) | 13.7L | 0:36.70 | +7 |

Scratched: Shock And Awe (#3)

[] Ranking at each section and finish
 -:-:- No data available at this section
 NA No data available

SCN Saddle cloth number
 DNF Did not finish
 DNT Did not track



| | |
|--------------------------------|-------------------|
| Horse/Jockey Name | Flank Speed |
| Final Rank | 1 |
| Fastest Section Time (Section) | 0:06.51 (Overall) |
| Top Speed [km/h] (Section) | 68.9 (600m) |
| Race State | Finished |



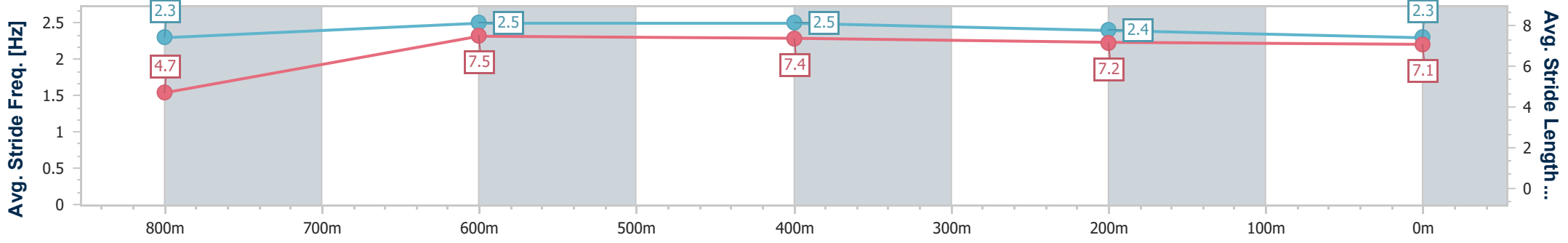
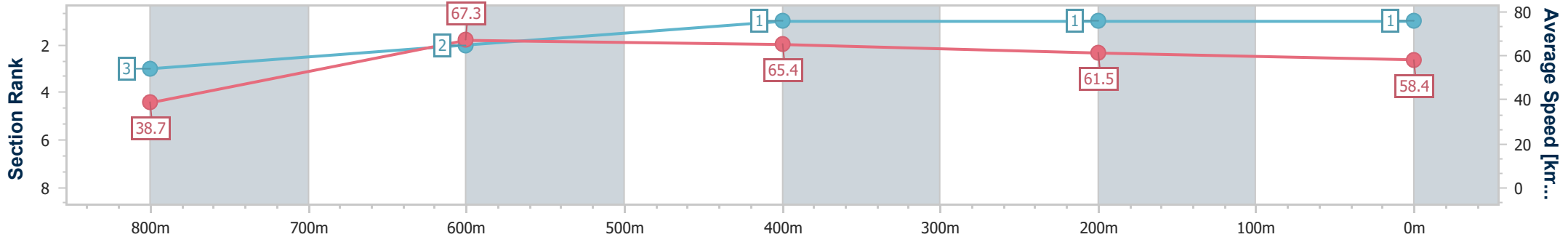
Toowoomba QLD Professional
 Race 8: 1EQUINE - FOR THE EQUINE ATHLETE BENCHMARK
 68 Handicap - 870m



24 February 2024 - 21:28

Track Rating: Soft 6, Weather: Showers, Rail Position: +2m Entire

| Section | Overall | 800m | 600m | 400m | 200m |
|------------------------|--------------------------|--------------------------|--------------------------|--------------------------|--------------------------|
| Section Times | 0:52.08 [1] (0:06.51) | 0:45.57 [3] (0:10.64) | 0:34.93 [2] (0:10.98) | 0:23.95 [1] (0:11.62) | 0:12.33 [1] (0:12.33) |
| Average Speed [km/h] | 38.7 | 67.3 | 65.4 | 61.5 | 58.4 |
| Top Speed [km/h] | 64.3 | 68.7 | 68.9 | 63.2 | 60.3 |
| Avg. Dist. to Rail [m] | 2.6 | 1.6 | 1.2 | 1.6 | 1.6 |
| Avg. Stride Freq. [Hz] | 2.3 | 2.5 | 2.5 | 2.4 | 2.3 |
| Avg. Stride Length [m] | 4.7 | 7.5 | 7.4 | 7.2 | 7.1 |



- [] Ranking at each section and finish
- .-.- No data available at this section
- NA No data available



| | |
|--------------------------------|-------------------|
| Horse/Jockey Name | Al Pal's Gal |
| Final Rank | 2 |
| Fastest Section Time (Section) | 0:06.56 (Overall) |
| Top Speed [km/h] (Section) | 71.1 (800m) |
| Race State | Finished |



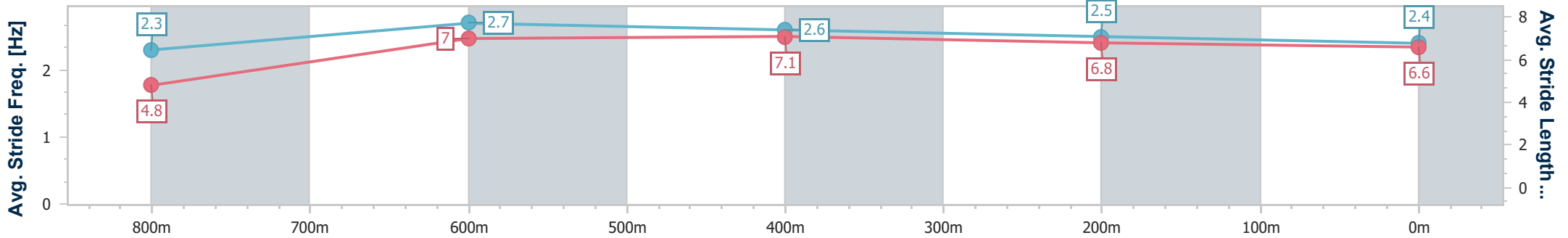
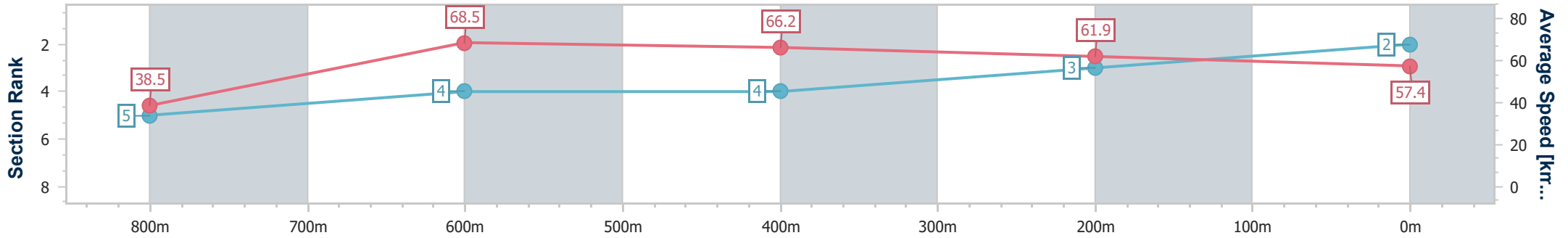
Toowoomba QLD Professional
 Race 8: 1EQUINE - FOR THE EQUINE ATHLETE BENCHMARK
 68 Handicap - 870m



24 February 2024 - 21:28

Track Rating: Soft 6, Weather: Showers, Rail Position: +2m Entire

| Section | Overall | 800m | 600m | 400m | 200m |
|------------------------|--------------------------|--------------------------|--------------------------|--------------------------|--------------------------|
| Section Times | 0:52.49 [2] (0:06.56) | 0:45.93 [5] (0:10.61) | 0:35.32 [4] (0:11.04) | 0:24.28 [4] (0:11.75) | 0:12.53 [3] (0:12.53) |
| Average Speed [km/h] | 38.5 | 68.5 | 66.2 | 61.9 | 57.4 |
| Top Speed [km/h] | 64.3 | 71.1 | 68.9 | 63.9 | 60.1 |
| Avg. Dist. to Rail [m] | 7.2 | 4.2 | 2.6 | 2.9 | 2.5 |
| Avg. Stride Freq. [Hz] | 2.3 | 2.7 | 2.6 | 2.5 | 2.4 |
| Avg. Stride Length [m] | 4.8 | 7.0 | 7.1 | 6.8 | 6.6 |



- [] Ranking at each section and finish
- .-.- No data available at this section
- NA No data available



| | |
|--------------------------------|-------------------|
| Horse/Jockey Name | Hot Or Not |
| Final Rank | 3 |
| Fastest Section Time (Section) | 0:06.34 (Overall) |
| Top Speed [km/h] (Section) | 68.1 (800m) |
| Race State | Finished |



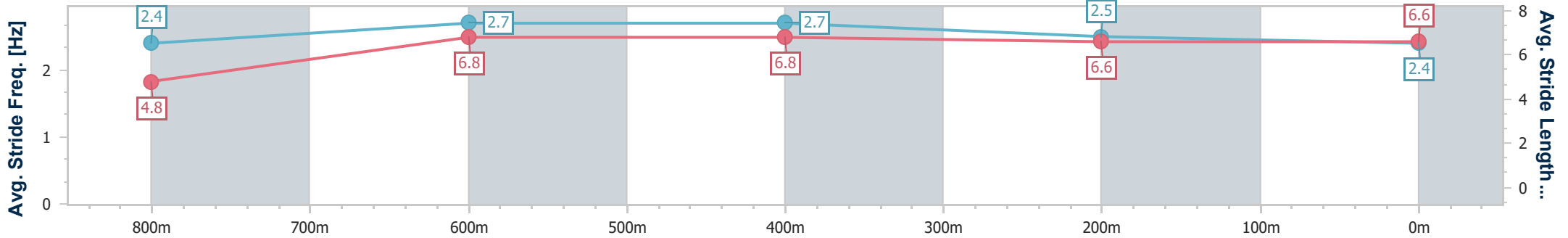
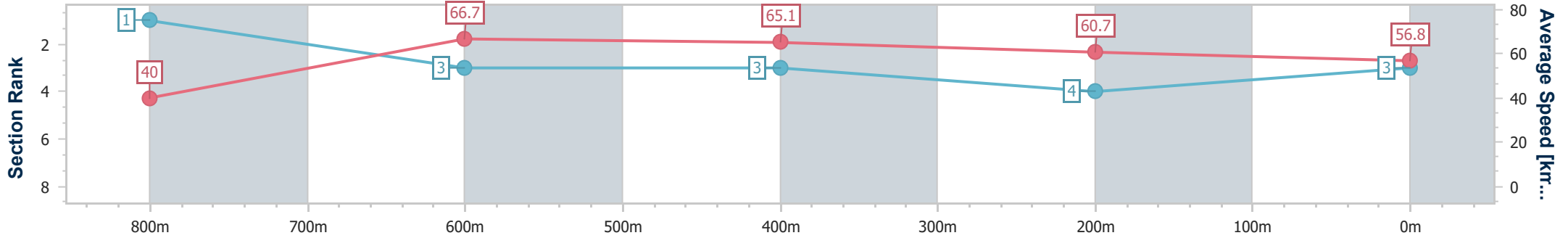
Toowoomba QLD Professional
 Race 8: 1EQUINE - FOR THE EQUINE ATHLETE BENCHMARK
 68 Handicap - 870m



24 February 2024 - 21:28

Track Rating: Soft 6, Weather: Showers, Rail Position: +2m Entire

| Section | Overall | 800m | 600m | 400m | 200m |
|------------------------|--------------------------|--------------------------|--------------------------|--------------------------|--------------------------|
| Section Times | 0:52.66 [3] (0:06.34) | 0:46.32 [1] (0:10.82) | 0:35.50 [3] (0:10.99) | 0:24.51 [3] (0:11.86) | 0:12.65 [4] (0:12.65) |
| Average Speed [km/h] | 40.0 | 66.7 | 65.1 | 60.7 | 56.8 |
| Top Speed [km/h] | 61.8 | 68.1 | 68.1 | 62.3 | 59.6 |
| Avg. Dist. to Rail [m] | 1.1 | 0.7 | 0.6 | 0.3 | 0.6 |
| Avg. Stride Freq. [Hz] | 2.4 | 2.7 | 2.7 | 2.5 | 2.4 |
| Avg. Stride Length [m] | 4.8 | 6.8 | 6.8 | 6.6 | 6.6 |



- [] Ranking at each section and finish
- .-.- No data available at this section
- NA No data available



| | |
|--------------------------------|-------------------|
| Horse/Jockey Name | Polyolithic |
| Final Rank | 4 |
| Fastest Section Time (Section) | 0:06.71 (Overall) |
| Top Speed [km/h] (Section) | 70.9 (800m) |
| Race State | Finished |



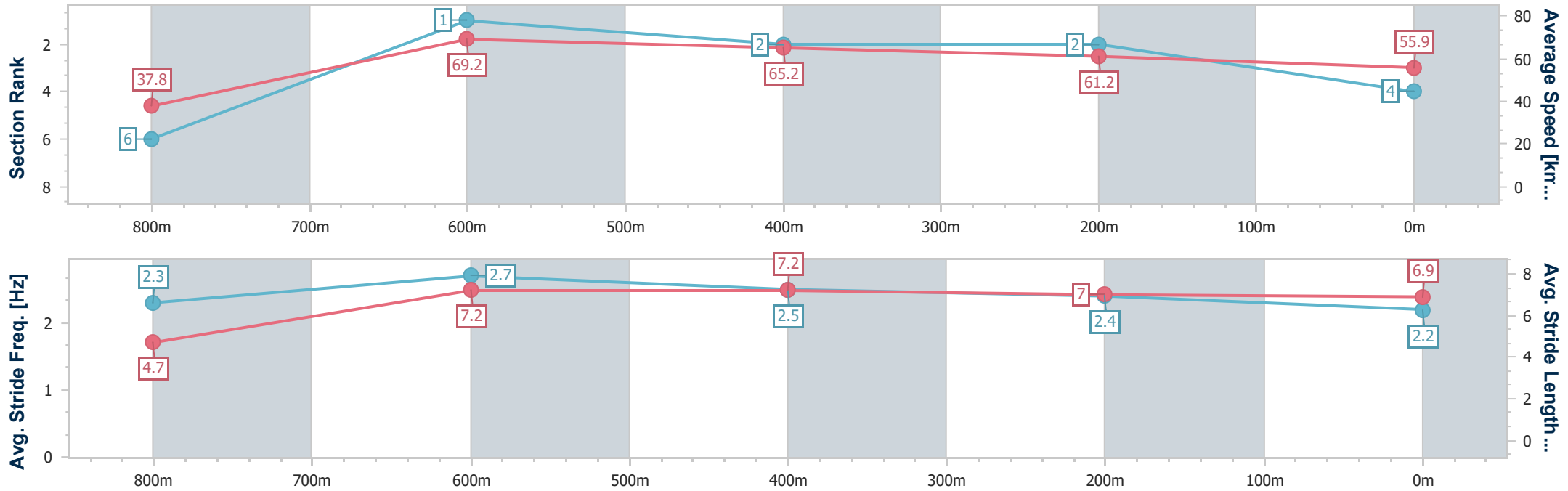
Toowoomba QLD Professional
 Race 8: 1EQUINE - FOR THE EQUINE ATHLETE BENCHMARK
 68 Handicap - 870m



24 February 2024 - 21:28

Track Rating: Soft 6, Weather: Showers, Rail Position: +2m Entire

| Section | Overall | 800m | 600m | 400m | 200m |
|------------------------|--------------------------|--------------------------|--------------------------|--------------------------|--------------------------|
| Section Times | 0:52.81 [4] (0:06.71) | 0:46.10 [6] (0:10.40) | 0:35.70 [1] (0:11.04) | 0:24.66 [2] (0:11.79) | 0:12.87 [2] (0:12.87) |
| Average Speed [km/h] | 37.8 | 69.2 | 65.2 | 61.2 | 55.9 |
| Top Speed [km/h] | 65.2 | 70.9 | 68.1 | 62.9 | 58.3 |
| Avg. Dist. to Rail [m] | 2.1 | 0.5 | 0.3 | 1.3 | 2.4 |
| Avg. Stride Freq. [Hz] | 2.3 | 2.7 | 2.5 | 2.4 | 2.2 |
| Avg. Stride Length [m] | 4.7 | 7.2 | 7.2 | 7.0 | 6.9 |



- [] Ranking at each section and finish
- .-.- No data available at this section
- NA No data available



| | |
|--------------------------------|-------------------|
| Horse/Jockey Name | Boston City |
| Final Rank | 5 |
| Fastest Section Time (Section) | 0:06.44 (Overall) |
| Top Speed [km/h] (Section) | 67.8 (800m) |
| Race State | Finished |



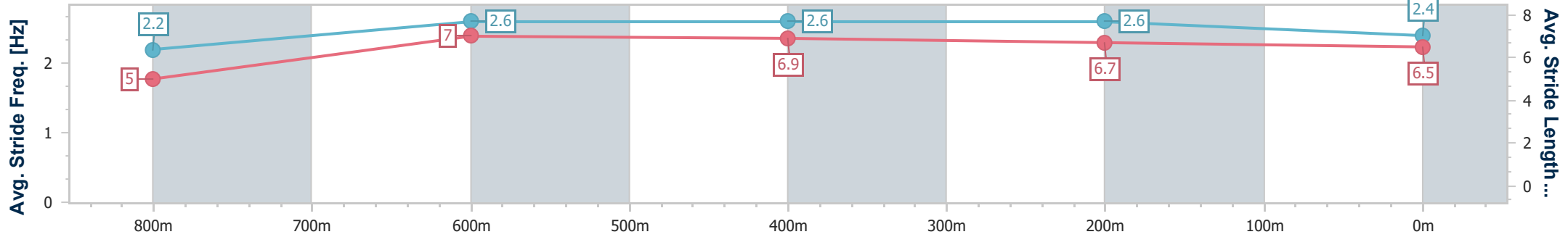
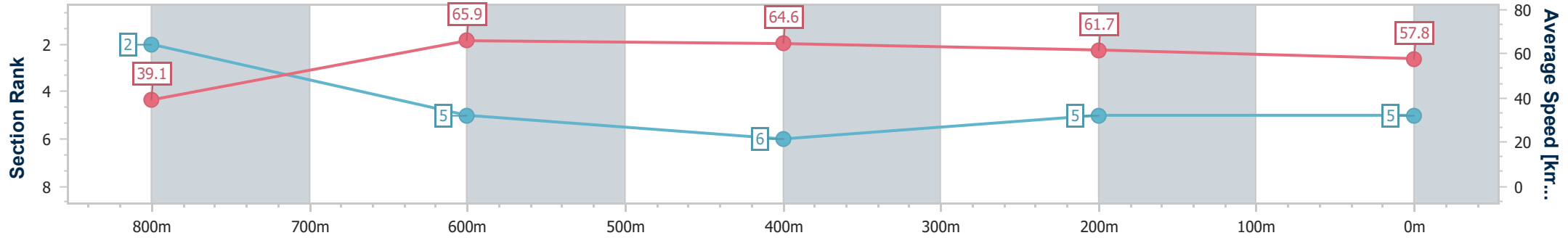
Toowoomba QLD Professional
 Race 8: 1EQUINE - FOR THE EQUINE ATHLETE BENCHMARK
 68 Handicap - 870m



24 February 2024 - 21:28

Track Rating: Soft 6, Weather: Showers, Rail Position: +2m Entire

| Section | Overall | 800m | 600m | 400m | 200m |
|------------------------|--------------------------|--------------------------|--------------------------|--------------------------|--------------------------|
| Section Times | 0:53.00 [5] (0:06.44) | 0:46.56 [2] (0:10.96) | 0:35.60 [5] (0:11.36) | 0:24.24 [6] (0:11.78) | 0:12.46 [5] (0:12.46) |
| Average Speed [km/h] | 39.1 | 65.9 | 64.6 | 61.7 | 57.8 |
| Top Speed [km/h] | 62.6 | 67.8 | 66.6 | 64.1 | 58.9 |
| Avg. Dist. to Rail [m] | 1.4 | 3.3 | 3.3 | 2.5 | 4.1 |
| Avg. Stride Freq. [Hz] | 2.2 | 2.6 | 2.6 | 2.6 | 2.4 |
| Avg. Stride Length [m] | 5.0 | 7.0 | 6.9 | 6.7 | 6.5 |



- [] Ranking at each section and finish
- .-.- No data available at this section
- NA No data available



| | |
|--------------------------------|-------------------|
| Horse/Jockey Name | Coburg |
| Final Rank | 6 |
| Fastest Section Time (Section) | 0:06.74 (Overall) |
| Top Speed [km/h] (Section) | 67.5 (800m) |
| Race State | Finished |



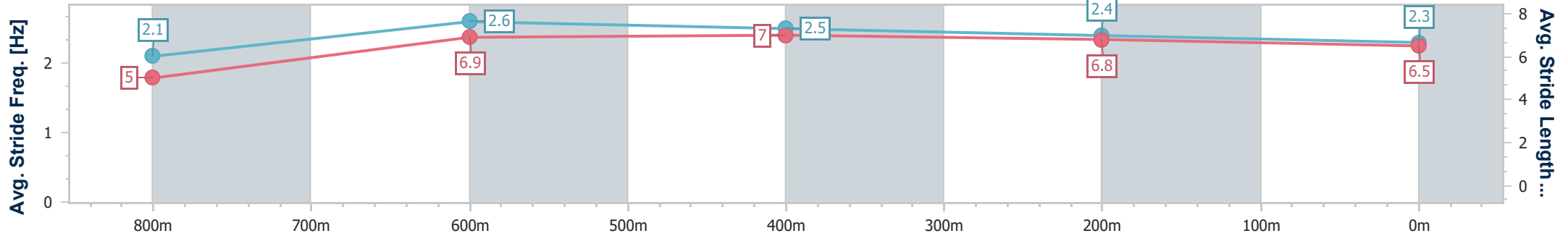
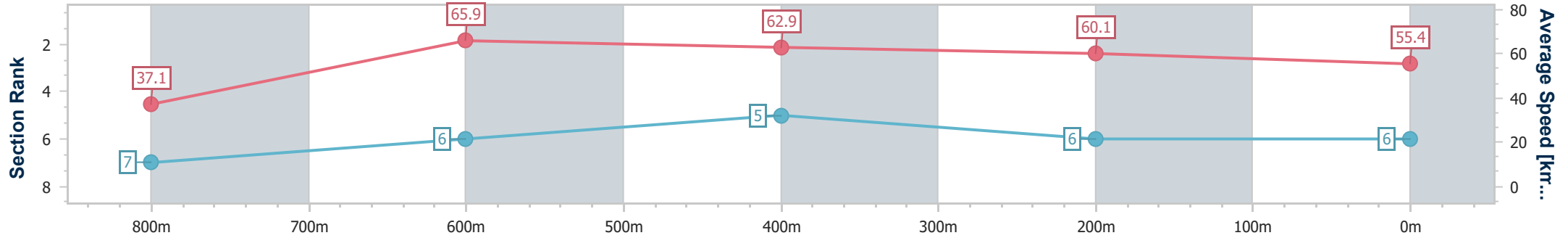
Toowoomba QLD Professional
 Race 8: 1EQUINE - FOR THE EQUINE ATHLETE BENCHMARK
 68 Handicap - 870m



24 February 2024 - 21:28

Track Rating: Soft 6, Weather: Showers, Rail Position: +2m Entire

| Section | Overall | 800m | 600m | 400m | 200m |
|------------------------|--------------------------|--------------------------|--------------------------|--------------------------|--------------------------|
| Section Times | 0:53.63 [6] (0:06.74) | 0:46.89 [7] (0:10.74) | 0:36.15 [6] (0:11.22) | 0:24.93 [5] (0:11.93) | 0:13.00 [6] (0:13.00) |
| Average Speed [km/h] | 37.1 | 65.9 | 62.9 | 60.1 | 55.4 |
| Top Speed [km/h] | 63.1 | 67.5 | 66.3 | 61.6 | 59.0 |
| Avg. Dist. to Rail [m] | 10.0 | 9.7 | 3.6 | 1.6 | 2.1 |
| Avg. Stride Freq. [Hz] | 2.1 | 2.6 | 2.5 | 2.4 | 2.3 |
| Avg. Stride Length [m] | 5.0 | 6.9 | 7.0 | 6.8 | 6.5 |



- [] Ranking at each section and finish
- .-.- No data available at this section
- NA No data available



| | |
|--------------------------------|-------------------|
| Horse/Jockey Name | Dad's Lad |
| Final Rank | 7 |
| Fastest Section Time (Section) | 0:06.53 (Overall) |
| Top Speed [km/h] (Section) | 65.4 (800m) |
| Race State | Finished |



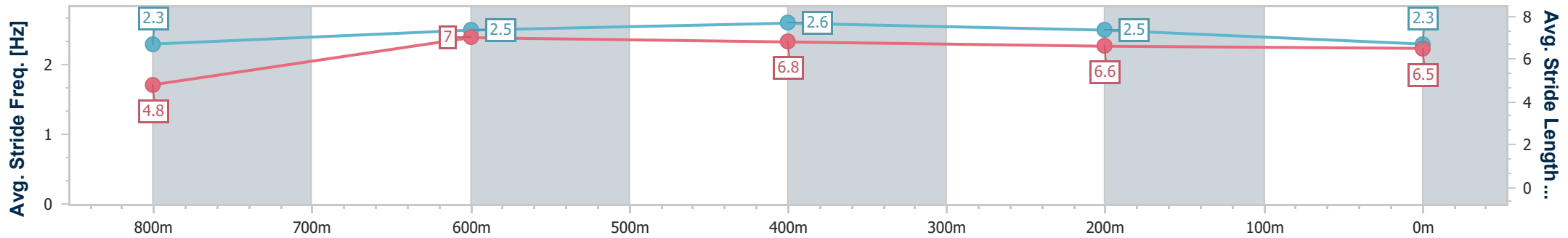
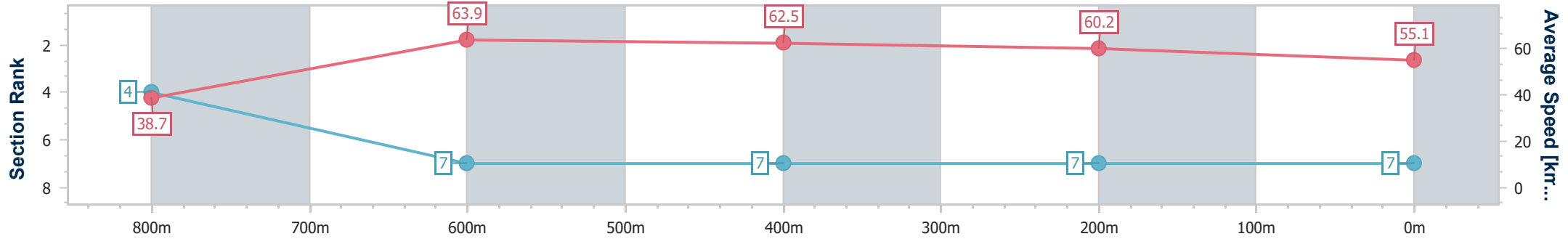
Toowoomba QLD Professional
 Race 8: 1EQUINE - FOR THE EQUINE ATHLETE BENCHMARK
 68 Handicap - 870m



24 February 2024 - 21:28

Track Rating: Soft 6, Weather: Showers, Rail Position: +2m Entire

| Section | Overall | 800m | 600m | 400m | 200m |
|------------------------|--------------------------|--------------------------|--------------------------|--------------------------|--------------------------|
| Section Times | 0:54.54 [7] (0:06.53) | 0:48.01 [4] (0:11.31) | 0:36.70 [7] (0:11.63) | 0:25.07 [7] (0:12.04) | 0:13.03 [7] (0:13.03) |
| Average Speed [km/h] | 38.7 | 63.9 | 62.5 | 60.2 | 55.1 |
| Top Speed [km/h] | 60.4 | 65.4 | 65.4 | 62.3 | 59.5 |
| Avg. Dist. to Rail [m] | 2.2 | 2.1 | 2.1 | 2.2 | 3.0 |
| Avg. Stride Freq. [Hz] | 2.3 | 2.5 | 2.6 | 2.5 | 2.3 |
| Avg. Stride Length [m] | 4.8 | 7.0 | 6.8 | 6.6 | 6.5 |



- [] Ranking at each section and finish
- .-.- No data available at this section
- NA No data available