



Toowoomba QLD Professional
Race 2: HARVEY NORMAN COMMERCIAL QTIS Three-Year-Old
BENCHMARK 60 Handicap - 1100m
06 April 2024 - 17:54



Track Rating: Heavy 9, Weather: Overcast, Rail Position: +5m Entire

Section		Field Times											Last 600m					
		Overall	1000m	800m	600m	400m	200m						0:37.94					
		1:09.50 (0:08.71)	1:00.79 (0:11.14)	0:49.65 (0:11.71)	0:37.94 (0:12.26)	0:25.68 (0:12.60)	0:13.08 (0:13.08)											
Rank	TAB	Horse/Jockey	Barrier	Top Speed [km/h]	Fastest Section												Margin	Distance Travelled [m]
1	10	BOAMBEE BEACH Courtney Bellamy	10	65.4	0:08.89	1:09.50 [1] (0:08.89)	1:00.61 [4] (0:11.13)	0:49.48 [4] (0:11.54)	0:37.94 [1] (0:12.26)	0:25.68 [1] (0:12.60)	0:13.08 [1] (0:13.08)	1:09.50	0:37.94					
2	12	BORN FEARLESS Nathan Fazackerley	12	65.3	0:09.14	1:09.64 [2] (0:09.14)	1:00.50 [8] (0:11.25)	0:49.25 [7] (0:11.57)	0:37.68 [6] (0:12.59)	0:25.09 [7] (0:12.51)	0:12.58 [3] (0:12.58)	0.8L	0:37.68	+1				
3	2	GALWAY HUSSLER Paul Hamblin	2	66.5	0:09.05	1:10.28 [3] (0:09.05)	1:01.23 [7] (0:11.25)	0:49.98 [6] (0:11.63)	0:38.35 [5] (0:12.60)	0:25.75 [6] (0:12.59)	0:13.16 [4] (0:13.16)	4.6L	0:38.35	+11				
4	4	NORTHERNONTAP Kirk Matheson	4	66.6	0:08.71	1:10.30 [4] (0:08.71)	1:01.59 [1] (0:11.20)	0:50.39 [2] (0:11.84)	0:38.55 [4] (0:12.52)	0:26.03 [3] (0:12.68)	0:13.35 [2] (0:13.35)	4.7L	0:38.55	+9				
5	8	DON'T CHA WISH Karl Zechner	8	64.8	0:09.01	1:10.38 [5] (0:09.01)	1:01.37 [6] (0:11.56)	0:49.81 [8] (0:11.71)	0:38.10 [8] (0:12.45)	0:25.65 [8] (0:12.68)	0:12.97 [7] (0:12.97)	5.1L	0:38.10	+7				
6	7	ASGOODASYOUGETT Nozi Tomizawa	7	64.6	0:09.18	1:10.48 [6] (0:09.18)	1:01.30 [9] (0:11.65)	0:49.65 [9] (0:11.58)	0:38.07 [9] (0:12.45)	0:25.62 [10] (0:12.58)	0:13.04 [8] (0:13.04)	5.6L	0:38.07	+4				
7	5	TRICKETEER Emily Lang	5	64.8	0:08.74	1:10.59 [7] (0:08.74)	1:01.85 [2] (0:11.56)	0:50.29 [5] (0:11.73)	0:38.56 [7] (0:12.45)	0:26.11 [5] (0:12.74)	0:13.37 [5] (0:13.37)	6.1L	0:38.56	+7				
8	11	BOOM BOOM BELLA Dale Smith	11	65.0	0:09.35	1:10.87 [8] (0:09.35)	1:01.52 [10] (0:11.53)	0:49.99 [10] (0:11.58)	0:38.41 [10] (0:12.36)	0:26.05 [9] (0:12.67)	0:13.38 [9] (0:13.38)	7.6L	0:38.41	+11				
9	3	LETS DANCE JANDY Alisha Donald	3	67.3	0:08.78	1:11.34 [9] (0:08.78)	1:02.56 [3] (0:11.07)	0:51.49 [1] (0:11.82)	0:39.67 [2] (0:12.56)	0:27.11 [2] (0:12.99)	0:14.12 [6] (0:14.12)	10.4L	0:39.67	+10				
10	6	VONCOSTENUFF Georgina Cartwright	6	67.6	0:08.97	1:12.68 [10] (0:08.97)	1:03.71 [5] (0:11.02)	0:52.69 [3] (0:11.74)	0:40.95 [3] (0:12.55)	0:28.40 [4] (0:13.52)	0:14.88 [10] (0:14.88)	18.2L	0:40.95	+2				

Scratched: Black Country (#13), Connewarre (#1), Velvet (#9)



Horse/Jockey Name	Boambee Beach
Final Rank	1
Fastest Section Time (Section)	0:08.89 (Overall)
Top Speed [km/h] (Section)	65.4 (1000m)
Race State	Finished



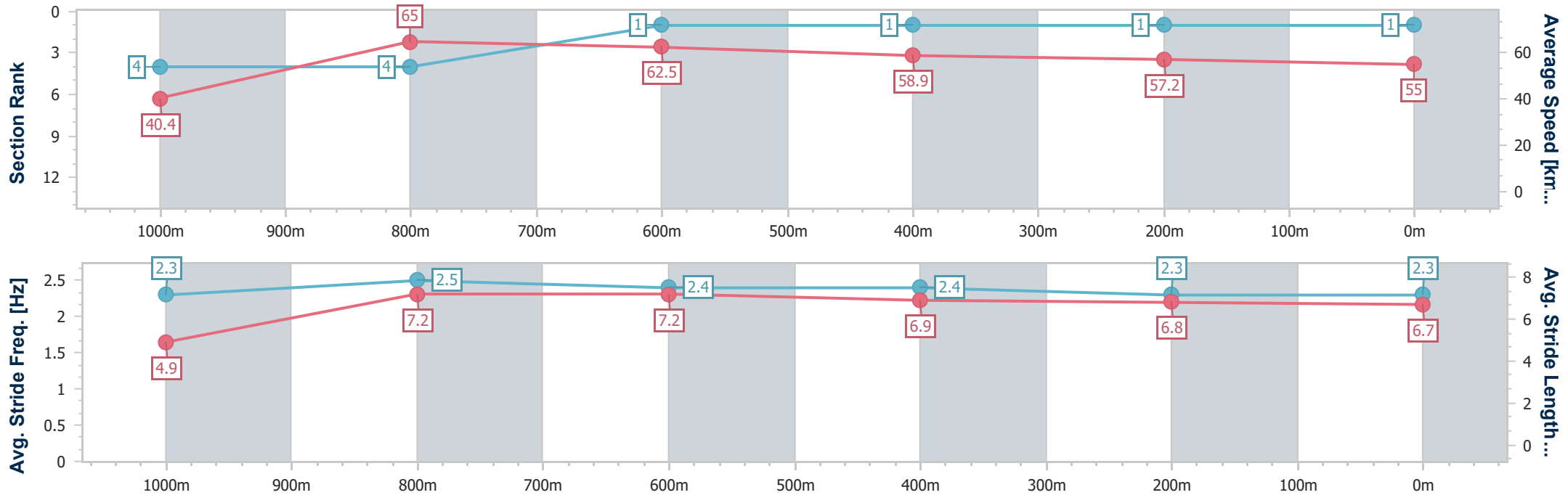
Toowoomba QLD Professional
 Race 2: HARVEY NORMAN COMMERCIAL QTIS Three-Year-Old
 BENCHMARK 60 Handicap - 1100m



06 April 2024 - 17:54

Track Rating: Heavy 9, Weather: Overcast, Rail Position: +5m
 Entire

Section	Overall	1000m	800m	600m	400m	200m							
Section Times	1:09.50 [1] (0:08.89)	1:00.61 [4] (0:11.13)	0:49.48 [4] (0:11.54)	0:37.94 [1] (0:12.26)	0:25.68 [1] (0:12.60)	0:13.08 [1] (0:13.08)							
Average Speed [km/h]	40.4	65.0	62.5	58.9	57.2	55.0							
Top Speed [km/h]	64.0	65.4	64.8	60.2	58.6	56.1							
Avg. Dist. to Rail [m]	5.6	1.0	0.5	1.0	0.5	0.5							
Avg. Stride Freq. [Hz]	2.3	2.5	2.4	2.4	2.3	2.3							
Avg. Stride Length [m]	4.9	7.2	7.2	6.9	6.8	6.7							



- [] Ranking at each section and finish
- .-.- No data available at this section
- NA No data available



Horse/Jockey Name	Born Fearless
Final Rank	2
Fastest Section Time (Section)	0:09.14 (Overall)
Top Speed [km/h] (Section)	65.3 (1000m)
Race State	Finished



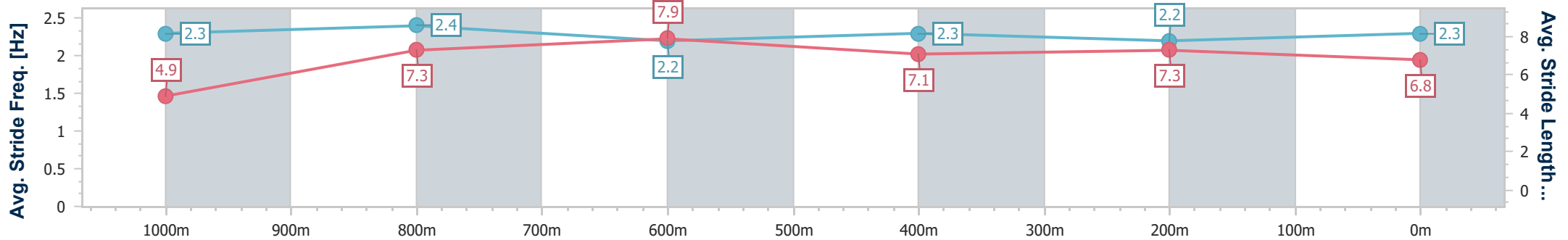
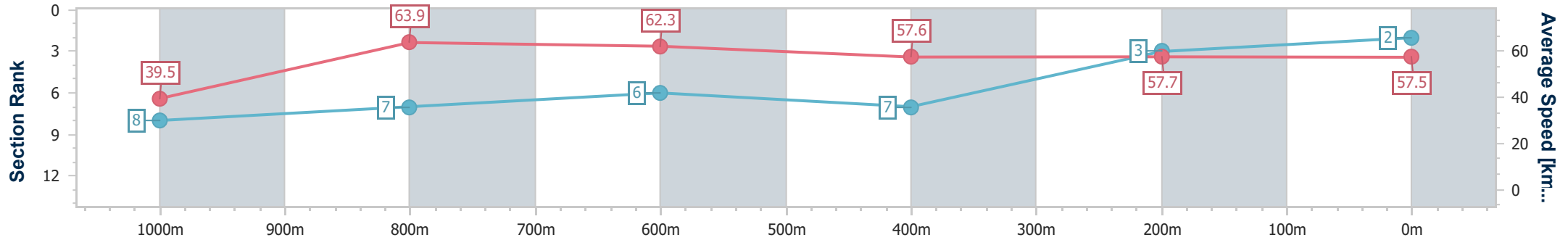
Toowoomba QLD Professional
 Race 2: HARVEY NORMAN COMMERCIAL QTIS Three-Year-Old
 BENCHMARK 60 Handicap - 1100m



06 April 2024 - 17:54

Track Rating: Heavy 9, Weather: Overcast, Rail Position: +5m
 Entire

Section	Overall	1000m	800m	600m	400m	200m
Section Times	1:09.64 [2] (0:09.14)	1:00.50 [8] (0:11.25)	0:49.25 [7] (0:11.57)	0:37.68 [6] (0:12.59)	0:25.09 [7] (0:12.51)	0:12.58 [3] (0:12.58)
Average Speed [km/h]	39.5	63.9	62.3	57.6	57.7	57.5
Top Speed [km/h]	63.3	65.3	63.9	60.5	59.0	59.1
Avg. Dist. to Rail [m]	2.8	0.4	0.7	1.5	0.9	1.3
Avg. Stride Freq. [Hz]	2.3	2.4	2.2	2.3	2.2	2.3
Avg. Stride Length [m]	4.9	7.3	7.9	7.1	7.3	6.8



- [] Ranking at each section and finish
- .-.- No data available at this section
- NA No data available



Horse/Jockey Name	Galway Hussler
Final Rank	3
Fastest Section Time (Section)	0:09.05 (Overall)
Top Speed [km/h] (Section)	66.5 (1000m)
Race State	Finished



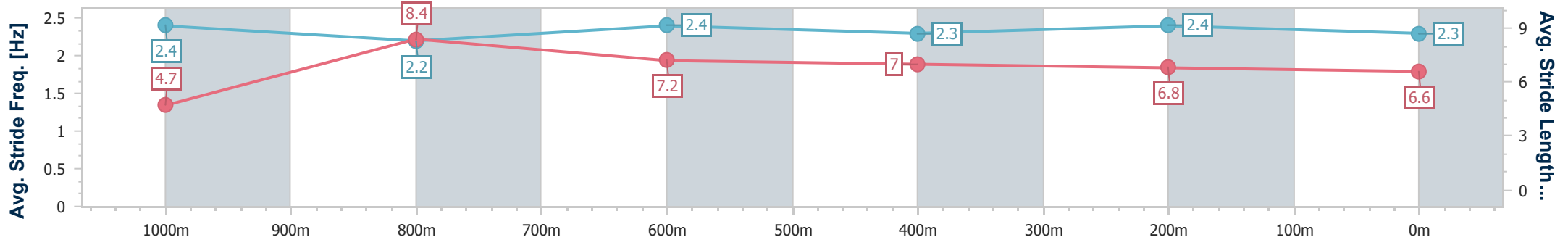
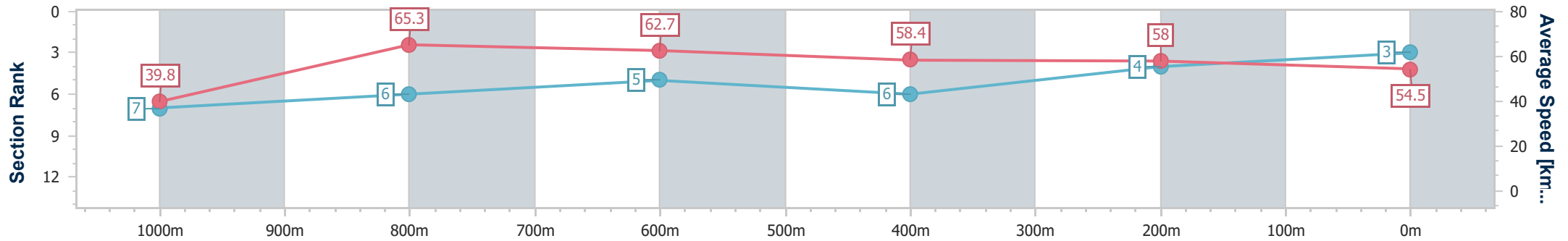
Toowoomba QLD Professional
 Race 2: HARVEY NORMAN COMMERCIAL QTIS Three-Year-Old
 BENCHMARK 60 Handicap - 1100m



06 April 2024 - 17:54

Track Rating: Heavy 9, Weather: Overcast, Rail Position: +5m
 Entire

Section	Overall	1000m	800m	600m	400m	200m
Section Times	1:10.28 [3] (0:09.05)	1:01.23 [7] (0:11.25)	0:49.98 [6] (0:11.63)	0:38.35 [5] (0:12.60)	0:25.75 [6] (0:12.59)	0:13.16 [4] (0:13.16)
Average Speed [km/h]	39.8	65.3	62.7	58.4	58.0	54.5
Top Speed [km/h]	63.7	66.5	65.1	60.8	59.0	57.8
Avg. Dist. to Rail [m]	10.8	4.7	4.6	4.5	3.8	5.0
Avg. Stride Freq. [Hz]	2.4	2.2	2.4	2.3	2.4	2.3
Avg. Stride Length [m]	4.7	8.4	7.2	7.0	6.8	6.6



- [] Ranking at each section and finish
- .-.- No data available at this section
- NA No data available



Horse/Jockey Name	Northernontap
Final Rank	4
Fastest Section Time (Section)	0:08.71 (Overall)
Top Speed [km/h] (Section)	66.6 (1000m)
Race State	Finished



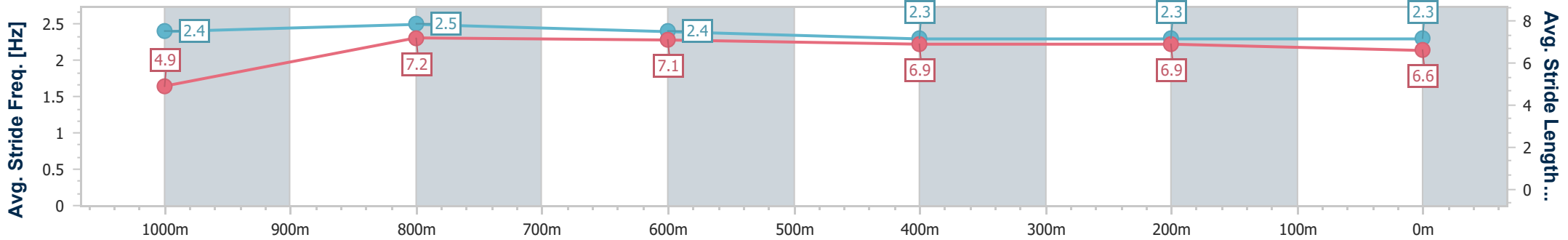
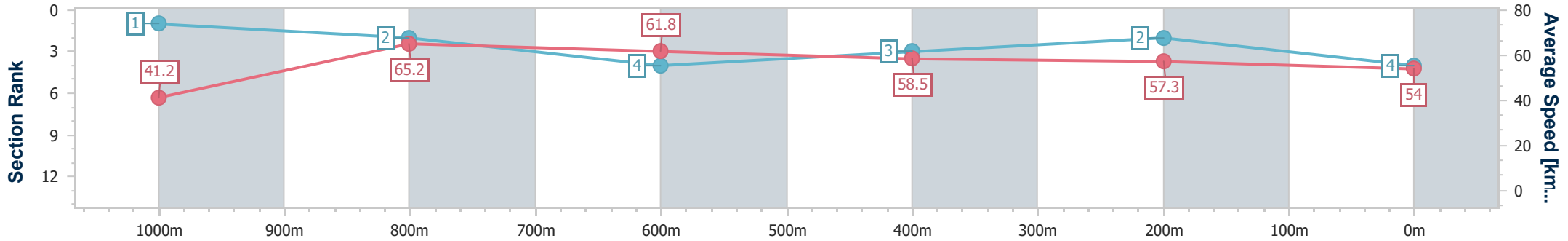
Toowoomba QLD Professional
 Race 2: HARVEY NORMAN COMMERCIAL QTIS Three-Year-Old
 BENCHMARK 60 Handicap - 1100m



06 April 2024 - 17:54

Track Rating: Heavy 9, Weather: Overcast, Rail Position: +5m
 Entire

Section	Overall	1000m	800m	600m	400m	200m
Section Times	1:10.30 [4] (0:08.71)	1:01.59 [1] (0:11.20)	0:50.39 [2] (0:11.84)	0:38.55 [4] (0:12.52)	0:26.03 [3] (0:12.68)	0:13.35 [2] (0:13.35)
Average Speed [km/h]	41.2	65.2	61.8	58.5	57.3	54.0
Top Speed [km/h]	64.1	66.6	64.7	59.6	58.1	56.2
Avg. Dist. to Rail [m]	9.3	4.6	4.5	3.6	2.1	2.1
Avg. Stride Freq. [Hz]	2.4	2.5	2.4	2.3	2.3	2.3
Avg. Stride Length [m]	4.9	7.2	7.1	6.9	6.9	6.6



- [] Ranking at each section and finish
- .-.- No data available at this section
- NA No data available



Horse/Jockey Name	Don't Cha Wish
Final Rank	5
Fastest Section Time (Section)	0:09.01 (Overall)
Top Speed [km/h] (Section)	64.8 (1000m)
Race State	Finished



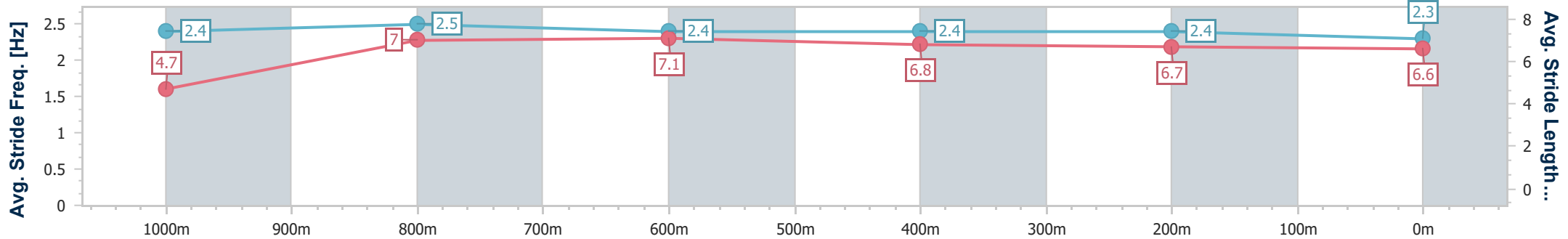
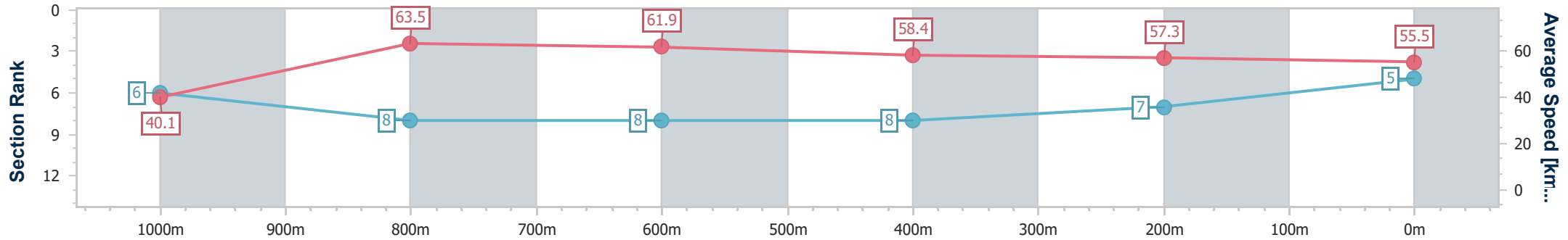
Toowoomba QLD Professional
 Race 2: HARVEY NORMAN COMMERCIAL QTIS Three-Year-Old
 BENCHMARK 60 Handicap - 1100m



06 April 2024 - 17:54

Track Rating: Heavy 9, Weather: Overcast, Rail Position: +5m
 Entire

Section	Overall	1000m	800m	600m	400m	200m
Section Times	1:10.38 [5] (0:09.01)	1:01.37 [6] (0:11.56)	0:49.81 [8] (0:11.71)	0:38.10 [8] (0:12.45)	0:25.65 [8] (0:12.68)	0:12.97 [7] (0:12.97)
Average Speed [km/h]	40.1	63.5	61.9	58.4	57.3	55.5
Top Speed [km/h]	64.4	64.8	64.0	60.7	58.5	57.4
Avg. Dist. to Rail [m]	12.2	5.5	2.7	2.2	2.5	3.5
Avg. Stride Freq. [Hz]	2.4	2.5	2.4	2.4	2.4	2.3
Avg. Stride Length [m]	4.7	7.0	7.1	6.8	6.7	6.6



- [] Ranking at each section and finish
- .-.- No data available at this section
- NA No data available



Horse/Jockey Name	Asgoodasyougett
Final Rank	6
Fastest Section Time (Section)	0:09.18 (Overall)
Top Speed [km/h] (Section)	64.6 (800m)
Race State	Finished



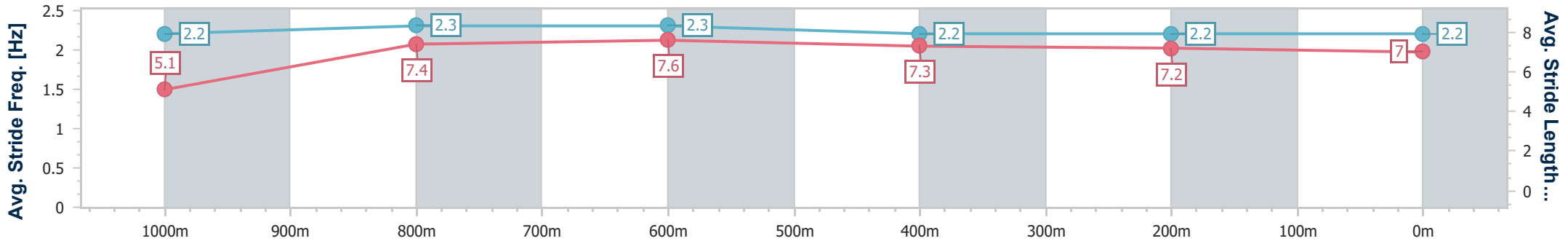
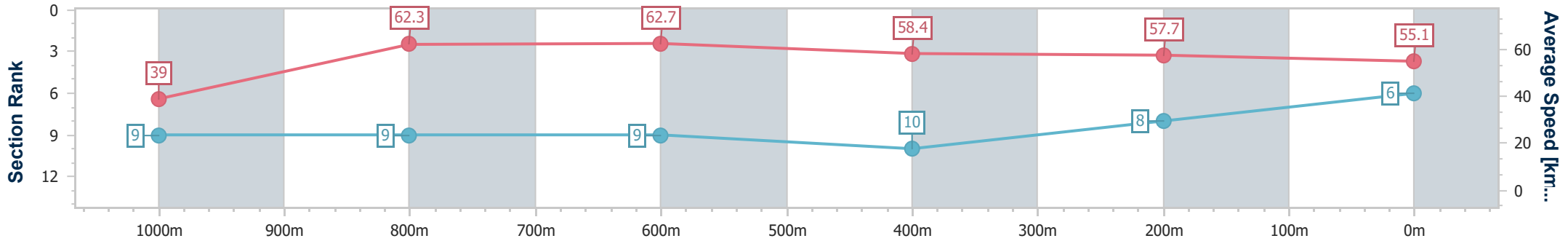
Toowoomba QLD Professional
 Race 2: HARVEY NORMAN COMMERCIAL QTIS Three-Year-Old
 BENCHMARK 60 Handicap - 1100m



06 April 2024 - 17:54

Track Rating: Heavy 9, Weather: Overcast, Rail Position: +5m
 Entire

Section	Overall	1000m	800m	600m	400m	200m
Section Times	1:10.48 [6] (0:09.18)	1:01.30 [9] (0:11.65)	0:49.65 [9] (0:11.58)	0:38.07 [9] (0:12.45)	0:25.62 [10] (0:12.58)	0:13.04 [8] (0:13.04)
Average Speed [km/h]	39.0	62.3	62.7	58.4	57.7	55.1
Top Speed [km/h]	61.8	63.1	64.6	61.6	58.5	56.9
Avg. Dist. to Rail [m]	5.3	2.4	2.2	2.1	1.7	0.3
Avg. Stride Freq. [Hz]	2.2	2.3	2.3	2.2	2.2	2.2
Avg. Stride Length [m]	5.1	7.4	7.6	7.3	7.2	7.0



- [] Ranking at each section and finish
- .-.- No data available at this section
- NA No data available



Horse/Jockey Name	Tricketeer
Final Rank	7
Fastest Section Time (Section)	0:08.74 (Overall)
Top Speed [km/h] (Section)	64.8 (1000m)
Race State	Finished



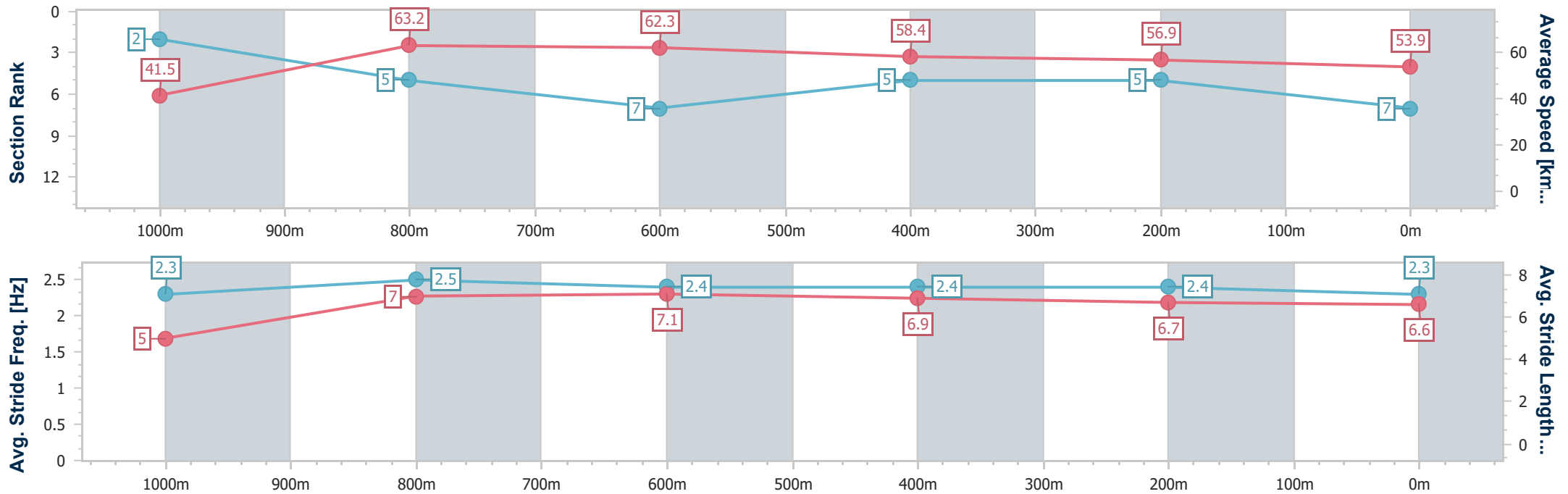
Toowoomba QLD Professional
 Race 2: HARVEY NORMAN COMMERCIAL QTIS Three-Year-Old
 BENCHMARK 60 Handicap - 1100m



06 April 2024 - 17:54

Track Rating: Heavy 9, Weather: Overcast, Rail Position: +5m
 Entire

Section	Overall	1000m	800m	600m	400m	200m
Section Times	1:10.59 [7] (0:08.74)	1:01.85 [2] (0:11.56)	0:50.29 [5] (0:11.73)	0:38.56 [7] (0:12.45)	0:26.11 [5] (0:12.74)	0:13.37 [5] (0:13.37)
Average Speed [km/h]	41.5	63.2	62.3	58.4	56.9	53.9
Top Speed [km/h]	62.4	64.8	64.6	60.5	58.3	56.0
Avg. Dist. to Rail [m]	7.8	4.2	3.8	2.3	1.5	1.6
Avg. Stride Freq. [Hz]	2.3	2.5	2.4	2.4	2.4	2.3
Avg. Stride Length [m]	5.0	7.0	7.1	6.9	6.7	6.6



- [] Ranking at each section and finish
- .-.- No data available at this section
- NA No data available



Horse/Jockey Name	Boom Boom Bella
Final Rank	8
Fastest Section Time (Section)	0:09.35 (Overall)
Top Speed [km/h] (Section)	65.0 (800m)
Race State	Finished



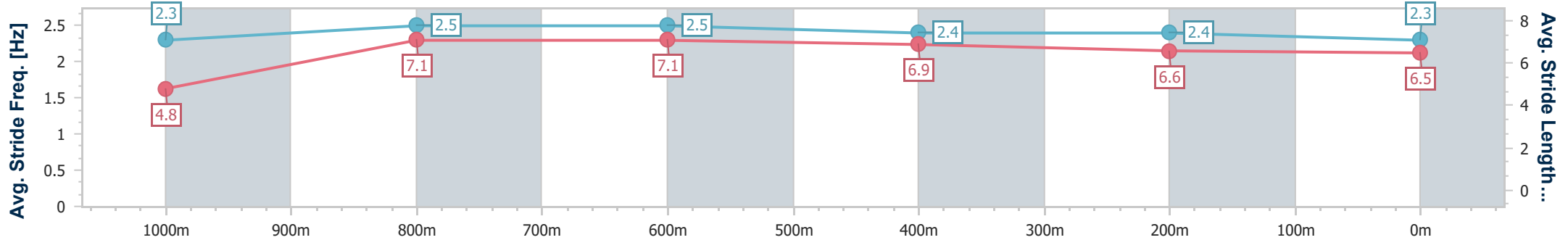
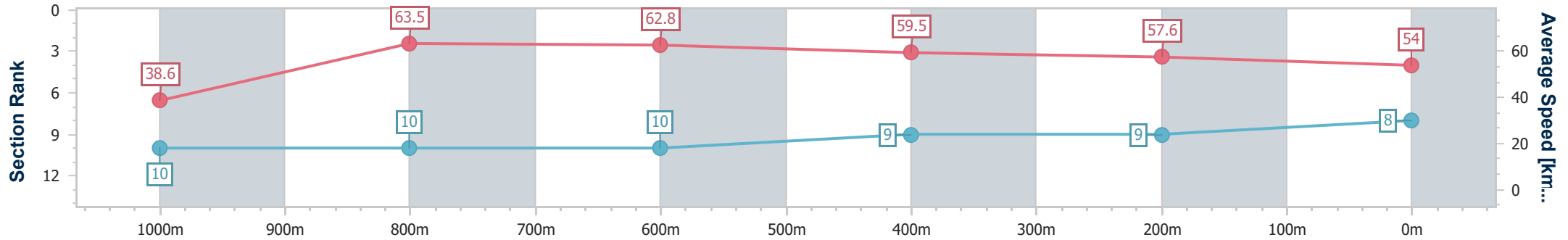
Toowoomba QLD Professional
 Race 2: HARVEY NORMAN COMMERCIAL QTIS Three-Year-Old
 BENCHMARK 60 Handicap - 1100m



06 April 2024 - 17:54

Track Rating: Heavy 9, Weather: Overcast, Rail Position: +5m
 Entire

Section	Overall	1000m	800m	600m	400m	200m
Section Times	1:10.87 [8] (0:09.35)	1:01.52 [10] (0:11.53)	0:49.99 [10] (0:11.58)	0:38.41 [10] (0:12.36)	0:26.05 [9] (0:12.67)	0:13.38 [9] (0:13.38)
Average Speed [km/h]	38.6	63.5	62.8	59.5	57.6	54.0
Top Speed [km/h]	61.9	64.9	65.0	61.9	58.8	58.0
Avg. Dist. to Rail [m]	8.2	4.8	3.6	3.9	4.3	4.2
Avg. Stride Freq. [Hz]	2.3	2.5	2.5	2.4	2.4	2.3
Avg. Stride Length [m]	4.8	7.1	7.1	6.9	6.6	6.5



- [] Ranking at each section and finish
- .-.- No data available at this section
- NA No data available



Horse/Jockey Name	Lets Dance Jandy
Final Rank	9
Fastest Section Time (Section)	0:08.78 (Overall)
Top Speed [km/h] (Section)	67.3 (1000m)
Race State	Finished



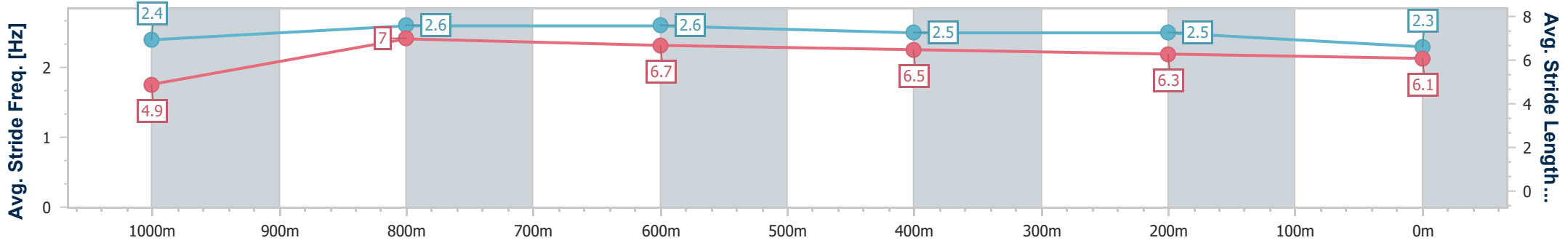
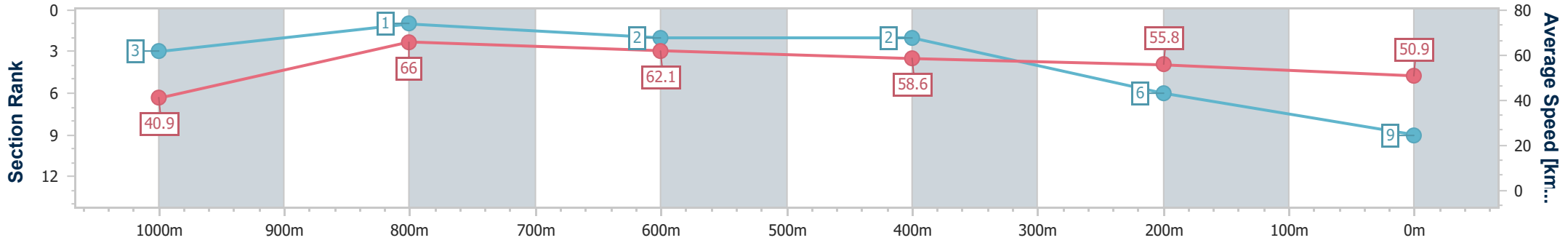
Toowoomba QLD Professional
 Race 2: HARVEY NORMAN COMMERCIAL QTIS Three-Year-Old
 BENCHMARK 60 Handicap - 1100m



06 April 2024 - 17:54

Track Rating: Heavy 9, Weather: Overcast, Rail Position: +5m
 Entire

Section	Overall	1000m	800m	600m	400m	200m								
Section Times	1:11.34 [9] (0:08.78)	1:02.56 [3] (0:11.07)	0:51.49 [1] (0:11.82)	0:39.67 [2] (0:12.56)	0:27.11 [2] (0:12.99)	0:14.12 [6]								
Average Speed [km/h]	40.9	66.0	62.1	58.6	55.8	50.9								
Top Speed [km/h]	64.8	67.3	64.1	60.0	58.7	54.2								
Avg. Dist. to Rail [m]	7.2	3.6	5.5	4.5	2.3	1.3								
Avg. Stride Freq. [Hz]	2.4	2.6	2.6	2.5	2.5	2.3								
Avg. Stride Length [m]	4.9	7.0	6.7	6.5	6.3	6.1								



- [] Ranking at each section and finish
- .-.- No data available at this section
- NA No data available



Horse/Jockey Name	Voncostenuff
Final Rank	10
Fastest Section Time (Section)	0:08.97 (Overall)
Top Speed [km/h] (Section)	67.6 (1000m)
Race State	Finished



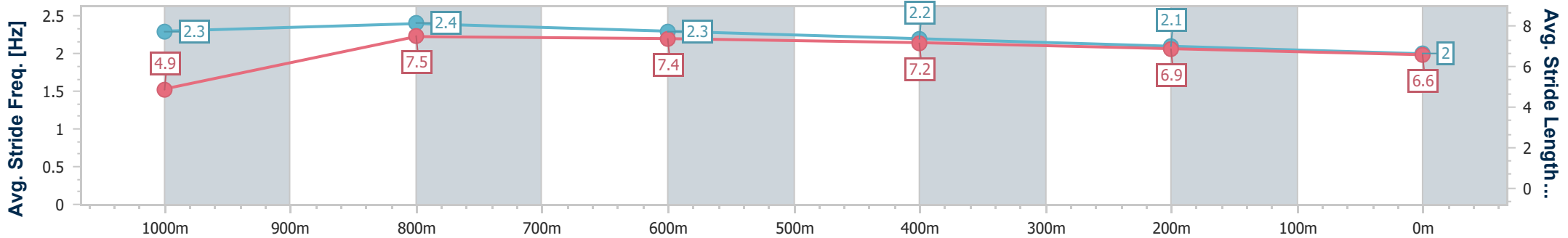
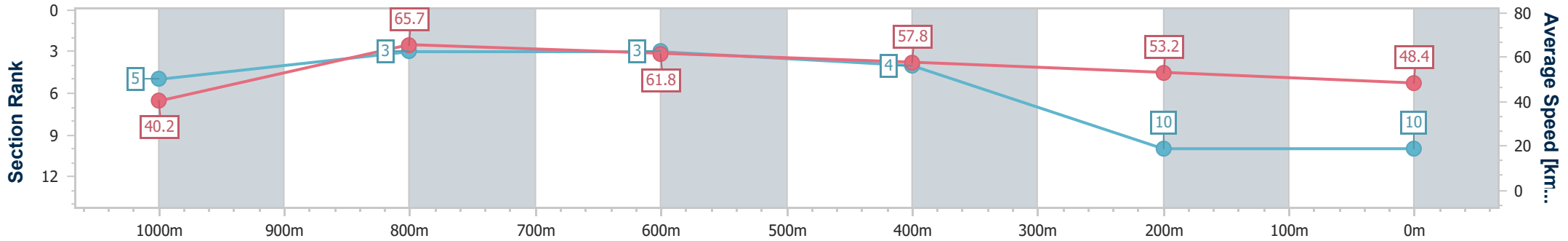
Toowoomba QLD Professional
 Race 2: HARVEY NORMAN COMMERCIAL QTIS Three-Year-Old
 BENCHMARK 60 Handicap - 1100m



06 April 2024 - 17:54

Track Rating: Heavy 9, Weather: Overcast, Rail Position: +5m
 Entire

Section	Overall	1000m	800m	600m	400m	200m
Section Times	1:12.68 [10] (0:08.97)	1:03.71 [5] (0:11.02)	0:52.69 [3] (0:11.74)	0:40.95 [3] (0:12.55)	0:28.40 [4] (0:13.52)	0:14.88 [10] (0:14.88)
Average Speed [km/h]	40.2	65.7	61.8	57.8	53.2	48.4
Top Speed [km/h]	65.4	67.6	64.5	60.1	56.4	51.2
Avg. Dist. to Rail [m]	7.7	1.4	2.7	1.7	0.3	0.2
Avg. Stride Freq. [Hz]	2.3	2.4	2.3	2.2	2.1	2.0
Avg. Stride Length [m]	4.9	7.5	7.4	7.2	6.9	6.6



- [] Ranking at each section and finish
- .-.- No data available at this section
- NA No data available