



Townsville QLD Professional

Race 3: HAPPY 70TH SUE BYRNES QTIS Two-Year-Old Handicap - 1200m

13 April 2024 - 14:11



Track Rating: Good 4, Weather: Fine, Rail Position: +6m 1000m-W/Post; +1.5m Remainder

| Section | | Overall | 1000m | 800m | 600m | 400m | 200m | Last 600m | | | | | |
|-------------|---|----------------------|----------------------|----------------------|--------------------------|--------------------------|--------------------------|--------------------------|--------------------------|--------------------------|---------|------------------------|----|
| Field Times | | 1:09.68 (0:13.59) | 0:56.09 (0:11.31) | 0:44.78 (0:11.00) | 0:33.78 (0:10.67) | 0:23.11 (0:11.18) | 0:11.93 (0:11.93) | 0:33.78 | | | | | |
| Rank | TAB Horse/Jockey | Barrier | Top Speed [km/h] | Fastest Section | | | | | | | Margin | Distance Travelled [m] | |
| 1 | 2 TIME TO PROPHET Gabrielle Semmens | 2 | 68.0 600m | 0:10.67 600m | 1:09.68 [1] (0:13.59) | 0:56.09 [1] (0:11.31) | 0:44.78 [1] (0:11.00) | 0:33.78 [1] (0:10.67) | 0:23.11 [1] (0:11.18) | 0:11.93 [1] (0:11.93) | 1:09.68 | 0:33.78 | |
| 2 | 3 FORGETABOUTIT Graham Kliese | 3 | 66.5 1000m | 0:10.99 600m | 1:11.03 [2] (0:14.20) | 0:56.83 [4] (0:11.12) | 0:45.71 [3] (0:11.07) | 0:34.64 [3] (0:10.99) | 0:23.65 [3] (0:11.32) | 0:12.33 [2] (0:12.33) | 1.35L | 0:34.64 | +2 |
| 3 | 5 MR GRUMBLER Lacey Morrison | 5 | 68.5 Overall | 0:11.02 800m | 1:11.22 [3] (0:14.20) | 0:57.02 [3] (0:11.21) | 0:45.81 [4] (0:11.02) | 0:34.79 [4] (0:11.02) | 0:23.77 [4] (0:11.36) | 0:12.41 [3] (0:12.41) | 0.19L | 0:34.79 | +3 |
| 4 | 6 MISHANI I AM Scott Sheargold | 6 | 68.2 1000m | 0:10.99 1000m | 1:11.71 [4] (0:14.66) | 0:57.05 [5] (0:10.99) | 0:46.06 [5] (0:11.01) | 0:35.05 [5] (0:11.06) | 0:23.99 [5] (0:11.41) | 0:12.58 [5] (0:12.58) | 0.49L | 0:35.05 | -2 |
| 5 | 4 TEDDY BEE BEAR Isabella Teh | 4 | 67.6 1000m | 0:11.09 800m | 1:11.87 [5] (0:14.04) | 0:57.83 [2] (0:11.14) | 0:46.69 [2] (0:11.09) | 0:35.60 [2] (0:11.11) | 0:24.49 [2] (0:11.48) | 0:13.01 [4] (0:13.01) | 0.16L | 0:35.60 | +5 |
| 6 | 7 MISHANI WOLF Chelsea Jokic | 7 | 67.7 1000m | 0:11.04 1000m | 1:12.83 [6] (0:14.88) | 0:57.95 [6] (0:11.04) | 0:46.91 [6] (0:11.11) | 0:35.80 [6] (0:11.27) | 0:24.53 [6] (0:11.76) | 0:12.77 [6] (0:12.77) | 0.96L | 0:35.80 | +2 |

Scratched: Head Honcho (#1)

[] Ranking at each section and finish
 -:-:- No data available at this section
 NA No data available

SCN Saddle cloth number
 DNF Did not finish
 DNT Did not track



| | |
|--------------------------------|-----------------|
| Horse/Jockey Name | Time To Prophet |
| Final Rank | 1 |
| Fastest Section Time (Section) | 0:10.67 (600m) |
| Top Speed [km/h] (Section) | 68.0 (600m) |
| Race State | Finished |



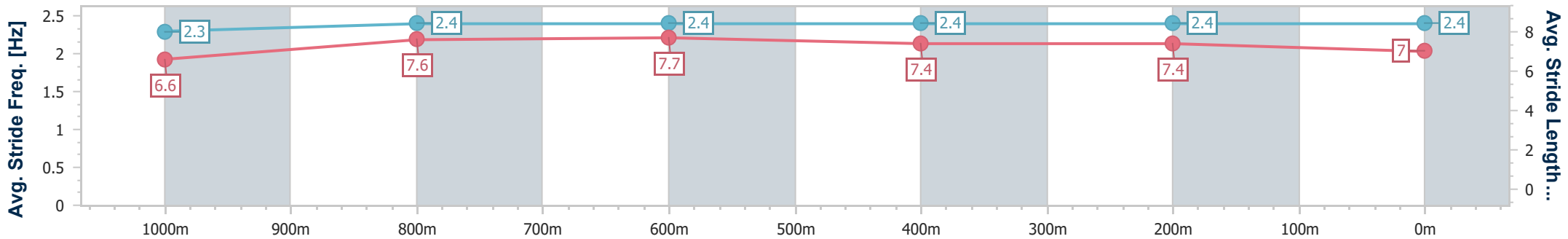
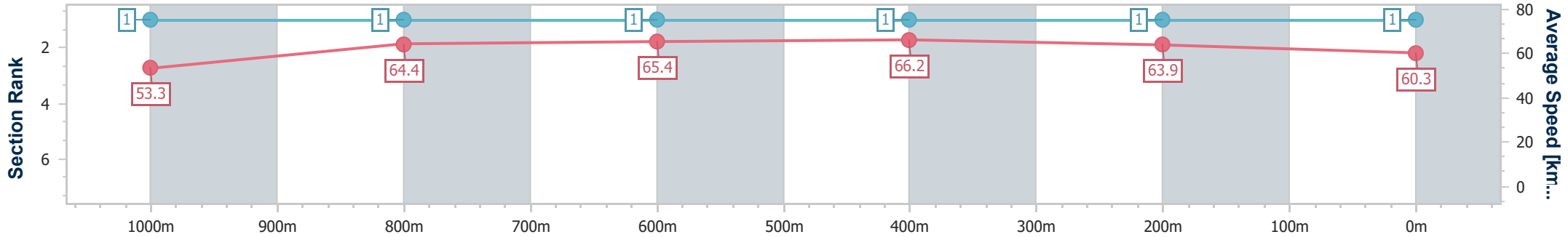
Townsville QLD Professional
Race 3: HAPPY 70TH SUE BYRNES QTIS Two-Year-Old Handicap - 1200m

13 April 2024 - 14:11

Track Rating: Good 4, Weather: Fine, Rail Position: +6m 1000m-W/Post; +1.5m Remainder



| Section | Overall | 1000m | 800m | 600m | 400m | 200m | | | | | | | | |
|------------------------|--------------------------|--------------------------|--------------------------|--------------------------|--------------------------|--------------------------|--|--|--|--|--|--|--|--|
| Section Times | 1:09.68 [1] (0:13.59) | 0:56.09 [1] (0:11.31) | 0:44.78 [1] (0:11.00) | 0:33.78 [1] (0:10.67) | 0:23.11 [1] (0:11.18) | 0:11.93 [1] (0:11.93) | | | | | | | | |
| Average Speed [km/h] | 53.3 | 64.4 | 65.4 | 66.2 | 63.9 | 60.3 | | | | | | | | |
| Top Speed [km/h] | 67.4 | 65.3 | 67.1 | 68.0 | 66.4 | 64.5 | | | | | | | | |
| Avg. Dist. to Rail [m] | 8.0 | 2.5 | 1.2 | 3.7 | 2.9 | 0.9 | | | | | | | | |
| Avg. Stride Freq. [Hz] | 2.3 | 2.4 | 2.4 | 2.4 | 2.4 | 2.4 | | | | | | | | |
| Avg. Stride Length [m] | 6.6 | 7.6 | 7.7 | 7.4 | 7.4 | 7.0 | | | | | | | | |



- [] Ranking at each section and finish
- .-.- No data available at this section
- NA No data available



| | |
|--------------------------------|----------------|
| Horse/Jockey Name | Forgetaboutit |
| Final Rank | 2 |
| Fastest Section Time (Section) | 0:10.99 (600m) |
| Top Speed [km/h] (Section) | 66.5 (1000m) |
| Race State | Finished |



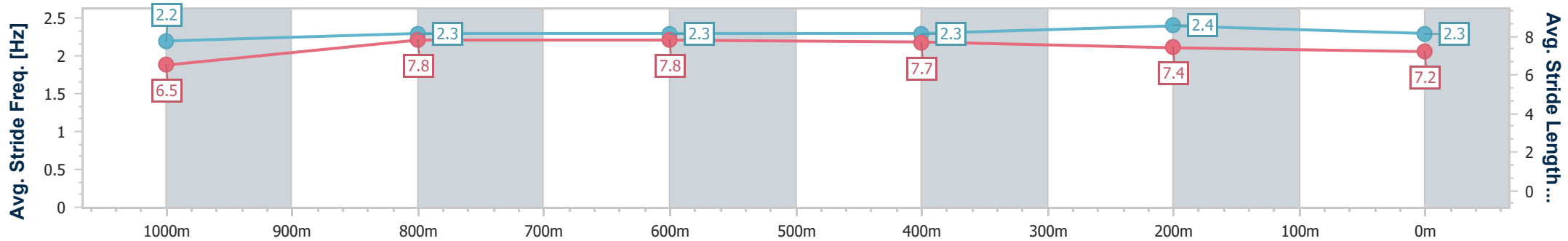
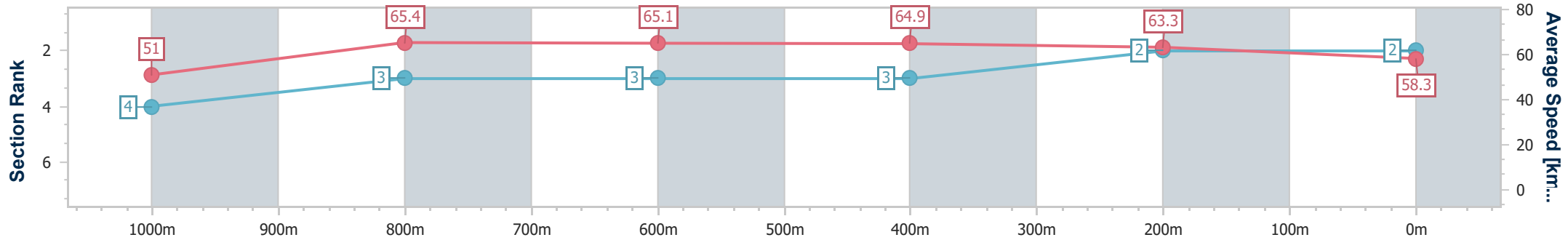
Townsville QLD Professional
Race 3: HAPPY 70TH SUE BYRNES QTIS Two-Year-Old Handicap - 1200m

13 April 2024 - 14:11

Track Rating: Good 4, Weather: Fine, Rail Position: +6m 1000m- W/Post; +1.5m Remainder



| Section | Overall | 1000m | 800m | 600m | 400m | 200m |
|------------------------|--------------------------|--------------------------|--------------------------|--------------------------|--------------------------|--------------------------|
| Section Times | 1:11.03 [2] (0:14.20) | 0:56.83 [4] (0:11.12) | 0:45.71 [3] (0:11.07) | 0:34.64 [3] (0:10.99) | 0:23.65 [3] (0:11.32) | 0:12.33 [2] (0:12.33) |
| Average Speed [km/h] | 51.0 | 65.4 | 65.1 | 64.9 | 63.3 | 58.3 |
| Top Speed [km/h] | 64.5 | 66.5 | 66.1 | 65.5 | 64.9 | 62.3 |
| Avg. Dist. to Rail [m] | 6.0 | 2.5 | 0.7 | 2.3 | 2.0 | 0.9 |
| Avg. Stride Freq. [Hz] | 2.2 | 2.3 | 2.3 | 2.3 | 2.4 | 2.3 |
| Avg. Stride Length [m] | 6.5 | 7.8 | 7.8 | 7.7 | 7.4 | 7.2 |



- [] Ranking at each section and finish
- .-.- No data available at this section
- NA No data available



| | |
|--------------------------------|----------------|
| Horse/Jockey Name | Mr Grumbler |
| Final Rank | 3 |
| Fastest Section Time (Section) | 0:11.02 (800m) |
| Top Speed [km/h] (Section) | 68.5 (Overall) |
| Race State | Finished |



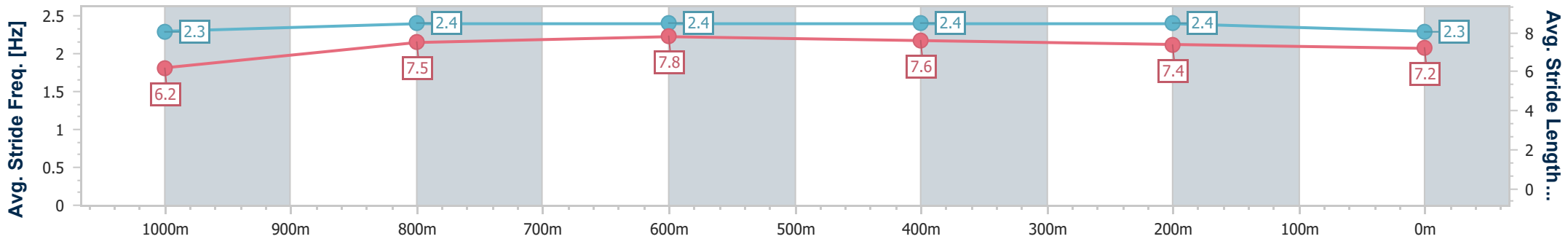
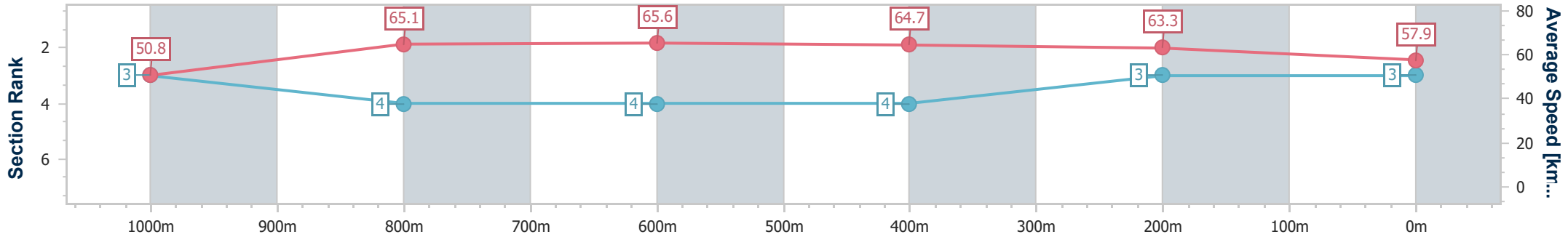
Townsville QLD Professional
Race 3: HAPPY 70TH SUE BYRNES QTIS Two-Year-Old Handicap - 1200m

13 April 2024 - 14:11

Track Rating: Good 4, Weather: Fine, Rail Position: +6m 1000m-W/Post; +1.5m Remainder



| Section | Overall | 1000m | 800m | 600m | 400m | 200m |
|------------------------|--------------------------|--------------------------|--------------------------|--------------------------|--------------------------|--------------------------|
| Section Times | 1:11.22 [3] (0:14.20) | 0:57.02 [3] (0:11.21) | 0:45.81 [4] (0:11.02) | 0:34.79 [4] (0:11.02) | 0:23.77 [4] (0:11.36) | 0:12.41 [3] (0:12.41) |
| Average Speed [km/h] | 50.8 | 65.1 | 65.6 | 64.7 | 63.3 | 57.9 |
| Top Speed [km/h] | 68.5 | 68.3 | 66.1 | 66.2 | 65.5 | 62.1 |
| Avg. Dist. to Rail [m] | 8.2 | 2.7 | 0.8 | 1.7 | 1.4 | 3.0 |
| Avg. Stride Freq. [Hz] | 2.3 | 2.4 | 2.4 | 2.4 | 2.4 | 2.3 |
| Avg. Stride Length [m] | 6.2 | 7.5 | 7.8 | 7.6 | 7.4 | 7.2 |



- [] Ranking at each section and finish
- .-.- No data available at this section
- NA No data available



| | |
|--------------------------------|-----------------|
| Horse/Jockey Name | Mishani I Am |
| Final Rank | 4 |
| Fastest Section Time (Section) | 0:10.99 (1000m) |
| Top Speed [km/h] (Section) | 68.2 (1000m) |
| Race State | Finished |



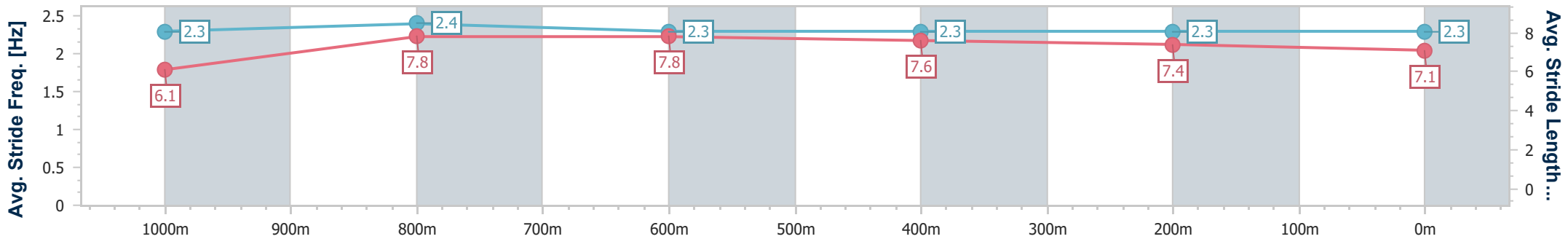
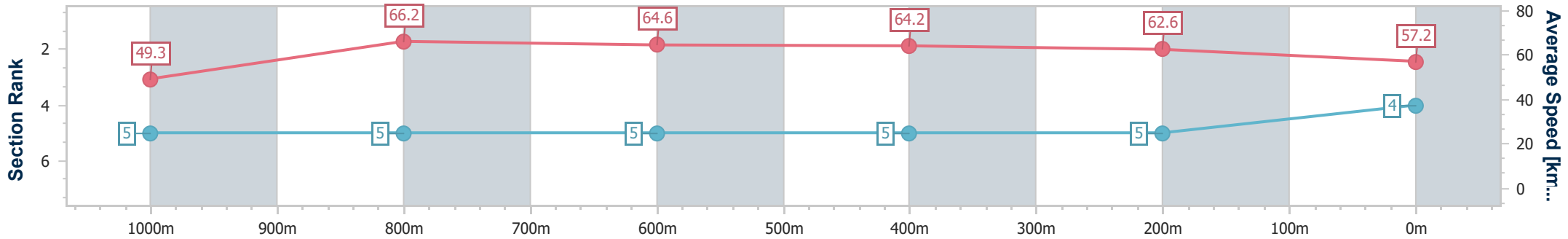
Townsville QLD Professional
Race 3: HAPPY 70TH SUE BYRNES QTIS Two-Year-Old Handicap - 1200m

13 April 2024 - 14:11

Track Rating: Good 4, Weather: Fine, Rail Position: +6m 1000m-W/Post; +1.5m Remainder



| Section | Overall | 1000m | 800m | 600m | 400m | 200m | | | | | | | | | |
|------------------------|--------------------------|--------------------------|--------------------------|--------------------------|--------------------------|--------------------------|--|--|--|--|--|--|--|--|--|
| Section Times | 1:11.71 [4] (0:14.66) | 0:57.05 [5] (0:10.99) | 0:46.06 [5] (0:11.01) | 0:35.05 [5] (0:11.06) | 0:23.99 [5] (0:11.41) | 0:12.58 [5] (0:12.58) | | | | | | | | | |
| Average Speed [km/h] | 49.3 | 66.2 | 64.6 | 64.2 | 62.6 | 57.2 | | | | | | | | | |
| Top Speed [km/h] | 67.0 | 68.2 | 66.1 | 65.3 | 64.9 | 59.9 | | | | | | | | | |
| Avg. Dist. to Rail [m] | 4.7 | 1.7 | 1.5 | 3.8 | 2.4 | 1.8 | | | | | | | | | |
| Avg. Stride Freq. [Hz] | 2.3 | 2.4 | 2.3 | 2.3 | 2.3 | 2.3 | | | | | | | | | |
| Avg. Stride Length [m] | 6.1 | 7.8 | 7.8 | 7.6 | 7.4 | 7.1 | | | | | | | | | |



- [] Ranking at each section and finish
- .-.- No data available at this section
- NA No data available



| | |
|--------------------------------|----------------|
| Horse/Jockey Name | Teddy Bee Bear |
| Final Rank | 5 |
| Fastest Section Time (Section) | 0:11.09 (800m) |
| Top Speed [km/h] (Section) | 67.6 (1000m) |
| Race State | Finished |



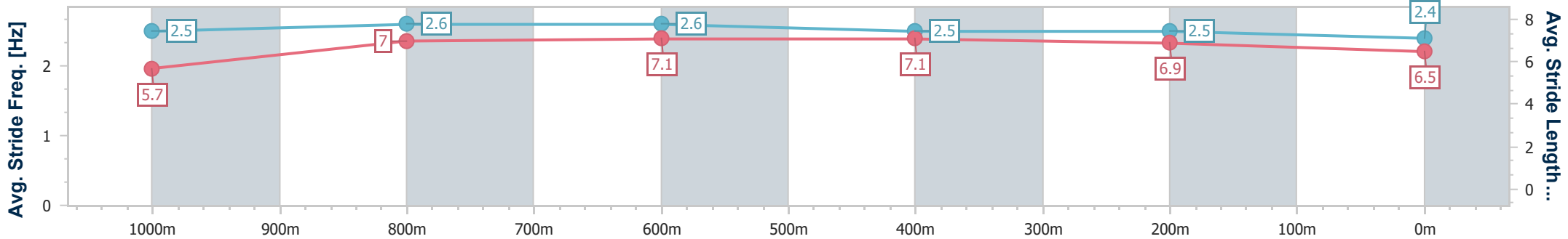
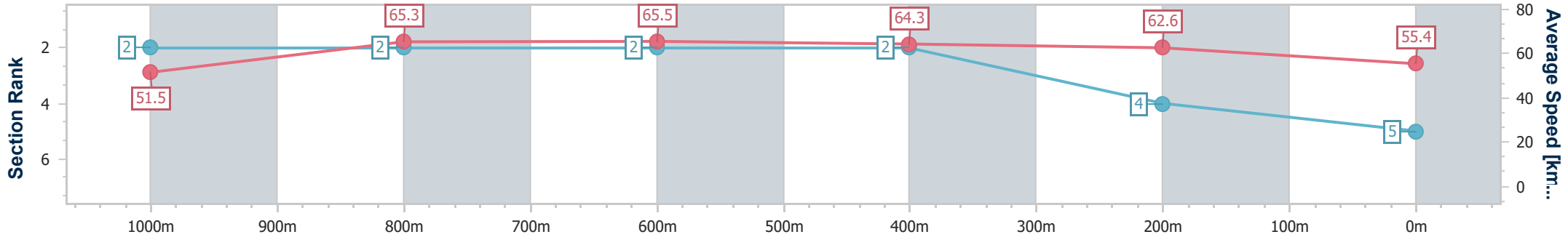
Townsville QLD Professional
Race 3: HAPPY 70TH SUE BYRNES QTIS Two-Year-Old Handicap - 1200m

13 April 2024 - 14:11

Track Rating: Good 4, Weather: Fine, Rail Position: +6m 1000m- W/Post; +1.5m Remainder



| Section | Overall | 1000m | 800m | 600m | 400m | 200m | | | | | | | | |
|------------------------|--------------------------|--------------------------|--------------------------|--------------------------|--------------------------|--------------------------|--|--|--|--|--|--|--|--|
| Section Times | 1:11.87 [5] (0:14.04) | 0:57.83 [2] (0:11.14) | 0:46.69 [2] (0:11.09) | 0:35.60 [2] (0:11.11) | 0:24.49 [2] (0:11.48) | 0:13.01 [4] (0:13.01) | | | | | | | | |
| Average Speed [km/h] | 51.5 | 65.3 | 65.5 | 64.3 | 62.6 | 55.4 | | | | | | | | |
| Top Speed [km/h] | 67.0 | 67.6 | 66.1 | 65.4 | 63.9 | 59.0 | | | | | | | | |
| Avg. Dist. to Rail [m] | 6.4 | 2.9 | 1.2 | 1.0 | 1.0 | 1.5 | | | | | | | | |
| Avg. Stride Freq. [Hz] | 2.5 | 2.6 | 2.6 | 2.5 | 2.5 | 2.4 | | | | | | | | |
| Avg. Stride Length [m] | 5.7 | 7.0 | 7.1 | 7.1 | 6.9 | 6.5 | | | | | | | | |



- [] Ranking at each section and finish
- .-.- No data available at this section
- NA No data available



| | |
|--------------------------------|-----------------|
| Horse/Jockey Name | Mishani Wolf |
| Final Rank | 6 |
| Fastest Section Time (Section) | 0:11.04 (1000m) |
| Top Speed [km/h] (Section) | 67.7 (1000m) |
| Race State | Finished |



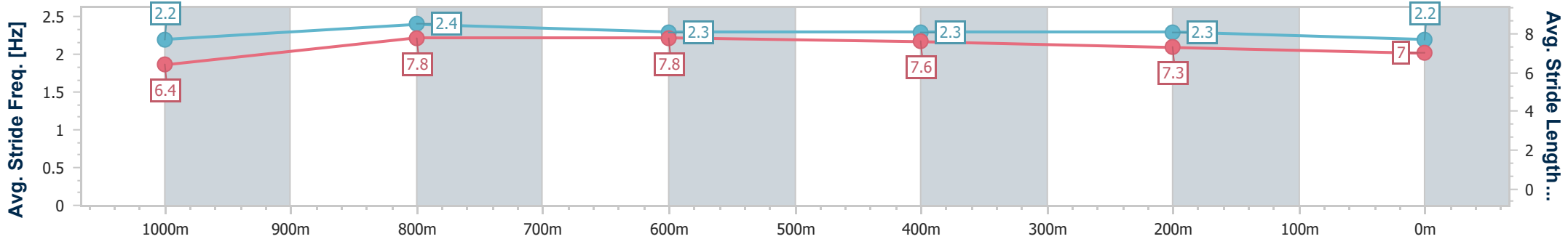
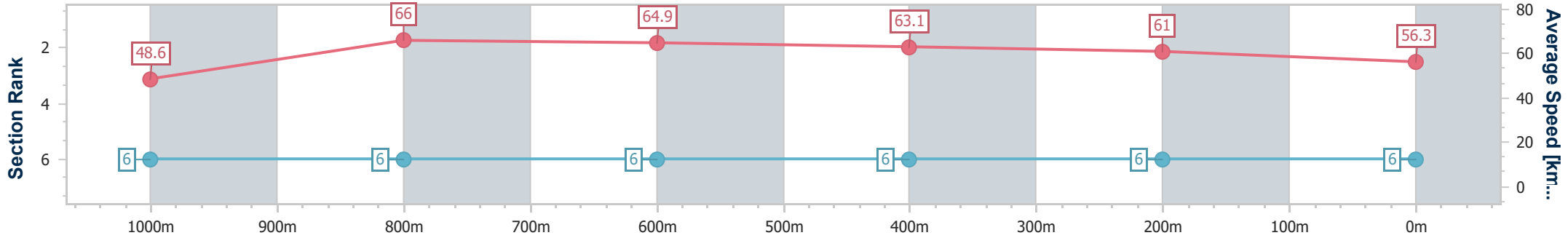
Townsville QLD Professional
Race 3: HAPPY 70TH SUE BYRNES QTIS Two-Year-Old Handicap - 1200m

13 April 2024 - 14:11

Track Rating: Good 4, Weather: Fine, Rail Position: +6m 1000m-W/Post; +1.5m Remainder



| Section | Overall | 1000m | 800m | 600m | 400m | 200m | | | | | | | | |
|------------------------|--------------------------|--------------------------|--------------------------|--------------------------|--------------------------|--------------------------|--|--|--|--|--|--|--|--|
| Section Times | 1:12.83 [6] (0:14.88) | 0:57.95 [6] (0:11.04) | 0:46.91 [6] (0:11.11) | 0:35.80 [6] (0:11.27) | 0:24.53 [6] (0:11.76) | 0:12.77 [6] (0:12.77) | | | | | | | | |
| Average Speed [km/h] | 48.6 | 66.0 | 64.9 | 63.1 | 61.0 | 56.3 | | | | | | | | |
| Top Speed [km/h] | 65.0 | 67.7 | 66.4 | 64.2 | 61.9 | 60.5 | | | | | | | | |
| Avg. Dist. to Rail [m] | 6.4 | 2.9 | 1.2 | 2.5 | 1.0 | 2.3 | | | | | | | | |
| Avg. Stride Freq. [Hz] | 2.2 | 2.4 | 2.3 | 2.3 | 2.3 | 2.2 | | | | | | | | |
| Avg. Stride Length [m] | 6.4 | 7.8 | 7.8 | 7.6 | 7.3 | 7.0 | | | | | | | | |



- [] Ranking at each section and finish
- .-.- No data available at this section
- NA No data available