



Sunshine Coast QLD Professional

Race 6: PROLIQUOR BENCHMARK 62 Handicap - 1400m

14 April 2024 - 16:20



Track Rating: Soft 6, Weather: Fine, Rail Position: True

Section		Field Times										Last 600m				
		Overall	1200m	1000m	800m	600m	400m					0:35.35				
		(0:14.31)	(0:11.87)	(0:12.57)	(0:12.33)	(0:12.00)	(0:11.45)									
Rank	TAB	Horse/Jockey	Barrier	Top Speed [km/h]	Fastest Section											Distance Travelled [m]
1	1	BASSAC LANE James Orman	1	64.0 400m	0:11.39 400m	1:26.43 [1] (0:14.43)	1:12.00 [2] (0:11.87)	1:00.13 [2] (0:12.59)	0:47.54 [2] (0:12.34)	0:35.20 [2] (0:11.91)	0:23.29 [2] (0:11.39)	0:35.20				
2	3	ADONISEA Jag Guthmann-Chester	3	64.8 400m	0:11.28 400m	1:26.43 [2] (0:14.58)	1:11.85 [3] (0:12.03)	0:59.82 [3] (0:12.52)	0:47.30 [4] (0:12.32)	0:34.98 [4] (0:11.87)	0:23.11 [4] (0:11.28)	0:34.98 +1				
3	10	JAC THE GREAT Micheal Hellyer	10	64.9 400m	0:11.16 400m	1:26.63 [3] (0:15.18)	1:11.45 [9] (0:12.13)	0:59.32 [8] (0:12.51)	0:46.81 [9] (0:12.34)	0:34.47 [9] (0:11.56)	0:22.91 [9] (0:11.16)	0:34.47 +0				
4	12	IOANE Cody Collis	12	64.5 400m	0:11.27 400m	1:26.64 [4] (0:14.99)	1:11.65 [6] (0:12.01)	0:59.64 [6] (0:12.42)	0:47.22 [5] (0:12.24)	0:34.98 [5] (0:11.83)	0:23.15 [6] (0:11.27)	0:34.98 -4				
5	6	HARMONY REIGNS Sean Cormack	6	65.6 400m	0:11.26 400m	1:26.69 [5] (0:14.87)	1:11.82 [5] (0:12.07)	0:59.75 [5] (0:12.55)	0:47.20 [6] (0:12.24)	0:34.96 [6] (0:11.67)	0:23.29 [5] (0:11.26)	0:34.96 -1				
6	14	BID FOR FAME Mark Du Plessis	14	64.6 400m	0:11.30 400m	1:26.81 [6] (0:15.02)	1:11.79 [7] (0:12.12)	0:59.67 [7] (0:12.57)	0:47.10 [7] (0:12.31)	0:34.79 [7] (0:11.59)	0:23.20 [7] (0:11.30)	0:34.79 -3				
7	11	PROUD WITH PRIDE Damien Thornton	11	63.2 400m	0:11.55 400m	1:27.05 [7] (0:14.71)	1:12.34 [4] (0:12.00)	1:00.34 [4] (0:12.41)	0:47.93 [3] (0:12.30)	0:35.63 [3] (0:11.87)	0:23.76 [3] (0:11.55)	0:35.63 -3				
8	13	TORQUE LEICA STAR Robbie Dolan	13	63.3 400m	0:11.54 400m	1:27.41 [8] (0:15.16)	1:12.25 [8] (0:12.16)	1:00.09 [9] (0:12.44)	0:47.65 [8] (0:12.32)	0:35.33 [8] (0:11.58)	0:23.75 [8] (0:11.54)	0:35.33 -9				
9	9	TUKI TWELVE Jake Bayliss	9	63.2 Overall	0:11.87 1200m	1:27.49 [9] (0:14.31)	1:13.18 [1] (0:11.87)	1:01.31 [1] (0:12.57)	0:48.74 [1] (0:12.33)	0:36.41 [1] (0:12.00)	0:24.41 [1] (0:11.94)	0:36.41 -4				

Scratched: Soarhi (#7), Picko Rocks (#2), Nightstick (#5), Sokudo (#8), Half Crown (#4), Sarodec (#15)

[] Ranking at each section and finish
 -:-:- No data available at this section
 NA No data available

SCN Saddle cloth number
 DNF Did not finish
 DNT Did not track



Sunshine Coast QLD Professional
Race 6: PROLIQUOR BENCHMARK 62 Handicap - 1400m
 14 April 2024 - 16:20



Track Rating: Soft 6, Weather: Fine, Rail Position: True

Section							200m			Last 600m
Field Times							0:11.90			0:35.35
							(0:11.90)			
Rank	TAB	Horse/Jockey	Barrier	Top Speed [km/h]	Fastest Section	Margin			Distance Travelled [m]	
1	1	BASSAC LANE James Orman	1	64.0 400m	0:11.39 400m	0:11.90 [1] (0:11.90)	1:26.43		0:35.20	
2	3	ADONISEA Jag Guthmann-Chester	3	64.8 400m	0:11.28 400m	0:11.83 [2] (0:11.83)	0.1L		0:34.98 +1	
3	10	JAC THE GREAT Micheal Hellyer	10	64.9 400m	0:11.16 400m	0:11.75 [6] (0:11.75)	1.1L		0:34.47 +0	
4	12	IOANE Cody Collis	12	64.5 400m	0:11.27 400m	0:11.88 [4] (0:11.88)	1.2L		0:34.98 -4	
5	6	HARMONY REIGNS Sean Cormack	6	65.6 400m	0:11.26 400m	0:12.03 [3] (0:12.03)	1.4L		0:34.96 -1	
6	14	BID FOR FAME Mark Du Plessis	14	64.6 400m	0:11.30 400m	0:11.90 [7] (0:11.90)	1.9L		0:34.79 -3	
7	11	PROUD WITH PRIDE Damien Thornton	11	63.2 400m	0:11.55 400m	0:12.21 [5] (0:12.21)	3.2L		0:35.63 -3	
8	13	TORQUE LEICA STAR Robbie Dolan	13	63.3 400m	0:11.54 400m	0:12.21 [9] (0:12.21)	5.2L		0:35.33 -9	
9	9	TUKI TWELVE Jake Bayliss	9	63.2 Overall	0:11.87 1200m	0:12.47 [8] (0:12.47)	5.5L		0:36.41 -4	

Scratched: Soarhi (#7), Picko Rocks (#2), Nightstick (#5), Sokudo (#8), Half Crown (#4), Sarodec (#15)

[] Ranking at each section and finish
 -:-:- No data available at this section
 NA No data available

SCN Saddle cloth number
 DNF Did not finish
 DNT Did not track



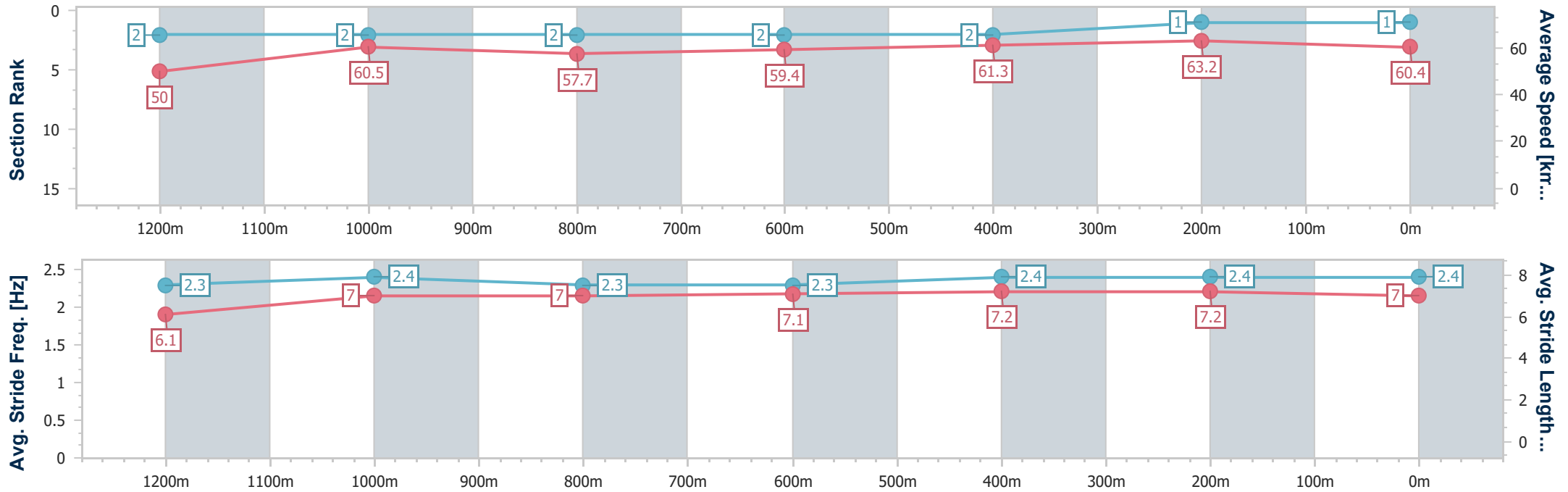
Horse/Jockey Name	Bassac Lane
Final Rank	1
Fastest Section Time (Section)	0:11.39 (400m)
Top Speed [km/h] (Section)	64.0 (400m)
Race State	Finished



Sunshine Coast QLD Professional
 Race 6: PROLIQUOR BENCHMARK 62 Handicap - 1400m
 14 April 2024 - 16:20
 Track Rating: Soft 6, Weather: Fine, Rail Position: True



Section	Overall	1200m	1000m	800m	600m	400m	200m
Section Times	1:26.43 [1] (0:14.43)	1:12.00 [2] (0:11.87)	1:00.13 [2] (0:12.59)	0:47.54 [2] (0:12.34)	0:35.20 [2] (0:11.91)	0:23.29 [2] (0:11.39)	0:11.90 [1] (0:11.90)
Average Speed [km/h]	50.0	60.5	57.7	59.4	61.3	63.2	60.4
Top Speed [km/h]	63.3	63.0	58.1	60.7	63.4	64.0	62.5
Avg. Dist. to Rail [m]	11.5	5.0	3.2	2.8	2.4	5.3	6.2
Avg. Stride Freq. [Hz]	2.3	2.4	2.3	2.3	2.4	2.4	2.4
Avg. Stride Length [m]	6.1	7.0	7.0	7.1	7.2	7.2	7.0



- [] Ranking at each section and finish
- .-.- No data available at this section
- NA No data available



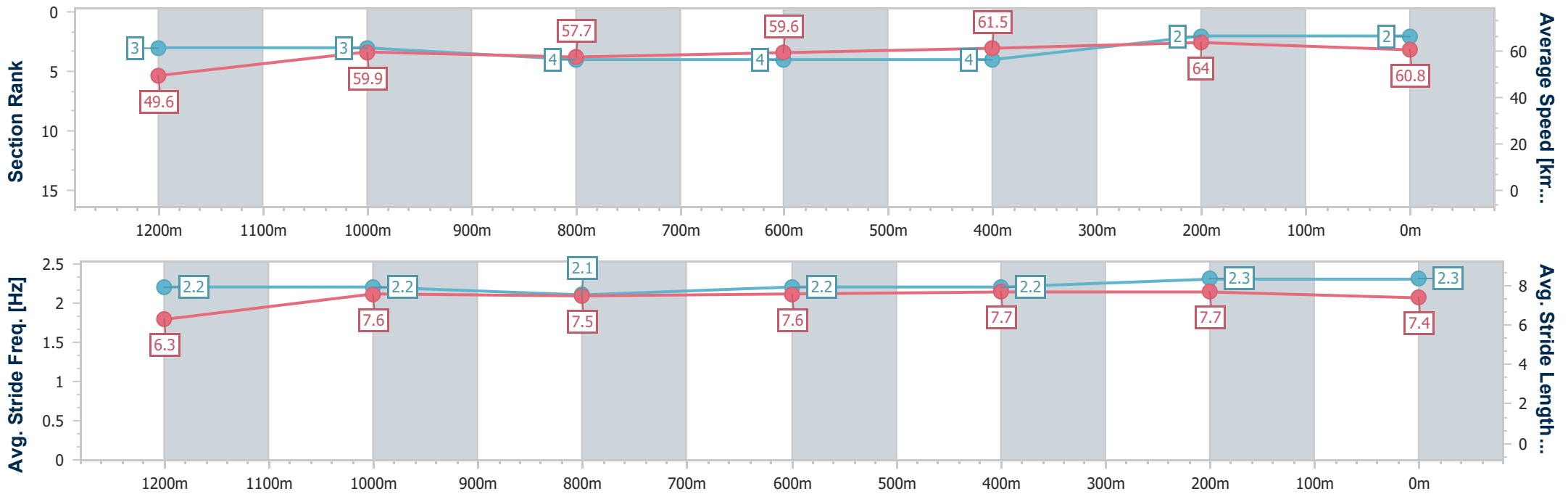
Horse/Jockey Name	Adonisea
Final Rank	2
Fastest Section Time (Section)	0:11.28 (400m)
Top Speed [km/h] (Section)	64.8 (400m)
Race State	Finished



Sunshine Coast QLD Professional
 Race 6: PROLIQUOR BENCHMARK 62 Handicap - 1400m
 14 April 2024 - 16:20
 Track Rating: Soft 6, Weather: Fine, Rail Position: True



Section	Overall	1200m	1000m	800m	600m	400m	200m
Section Times	1:26.43 [2] (0:14.58)	1:11.85 [3] (0:12.03)	0:59.82 [3] (0:12.52)	0:47.30 [4] (0:12.32)	0:34.98 [4] (0:11.87)	0:23.11 [4] (0:11.28)	0:11.83 [2] (0:11.83)
Average Speed [km/h]	49.6	59.9	57.7	59.6	61.5	64.0	60.8
Top Speed [km/h]	61.0	61.4	58.3	61.1	64.5	64.8	62.5
Avg. Dist. to Rail [m]	7.1	3.9	3.2	2.7	2.7	6.7	8.1
Avg. Stride Freq. [Hz]	2.2	2.2	2.1	2.2	2.2	2.3	2.3
Avg. Stride Length [m]	6.3	7.6	7.5	7.6	7.7	7.7	7.4



- [] Ranking at each section and finish
- .-.- No data available at this section
- NA No data available



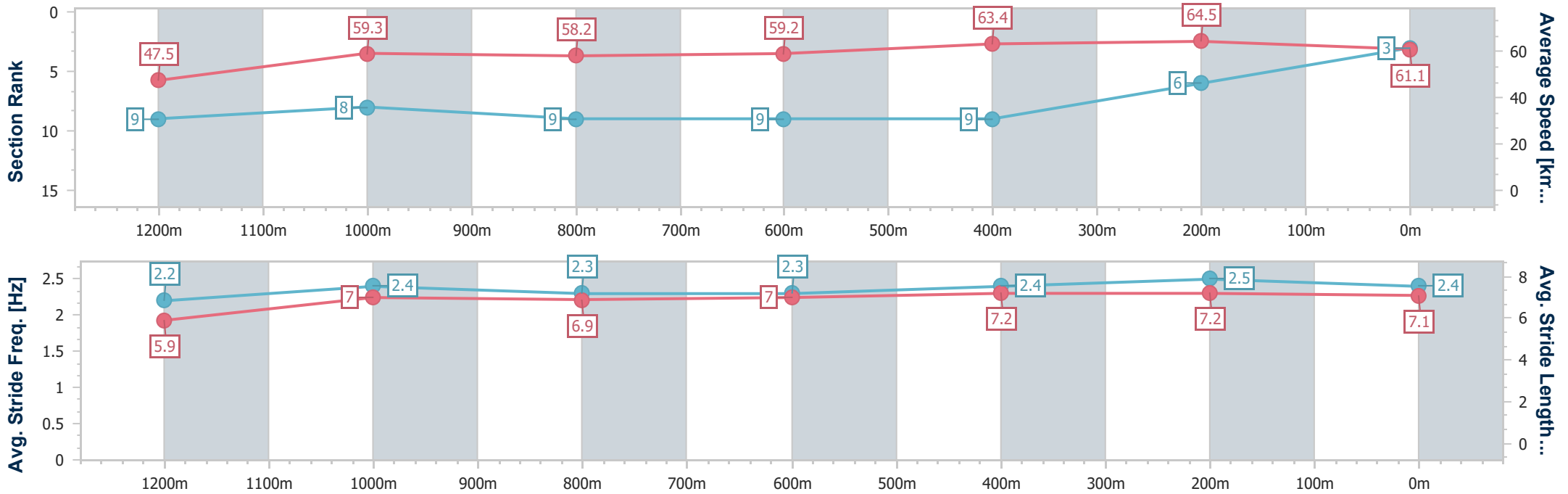
Horse/Jockey Name	Jac The Great
Final Rank	3
Fastest Section Time (Section)	0:11.16 (400m)
Top Speed [km/h] (Section)	64.9 (400m)
Race State	Finished



Sunshine Coast QLD Professional
 Race 6: PROLIQUOR BENCHMARK 62 Handicap - 1400m
 14 April 2024 - 16:20
 Track Rating: Soft 6, Weather: Fine, Rail Position: True



Section	Overall	1200m	1000m	800m	600m	400m	200m
Section Times	1:26.63 [3] (0:15.18)	1:11.45 [9] (0:12.13)	0:59.32 [8] (0:12.51)	0:46.81 [9] (0:12.34)	0:34.47 [9] (0:11.56)	0:22.91 [9] (0:11.16)	0:11.75 [6]
Average Speed [km/h]	47.5	59.3	58.2	59.2	63.4	64.5	61.1
Top Speed [km/h]	60.3	60.4	59.2	62.6	64.3	64.9	64.0
Avg. Dist. to Rail [m]	11.3	4.7	3.4	2.6	2.8	6.7	9.7
Avg. Stride Freq. [Hz]	2.2	2.4	2.3	2.3	2.4	2.5	2.4
Avg. Stride Length [m]	5.9	7.0	6.9	7.0	7.2	7.2	7.1



- [] Ranking at each section and finish
- .-.- No data available at this section
- NA No data available



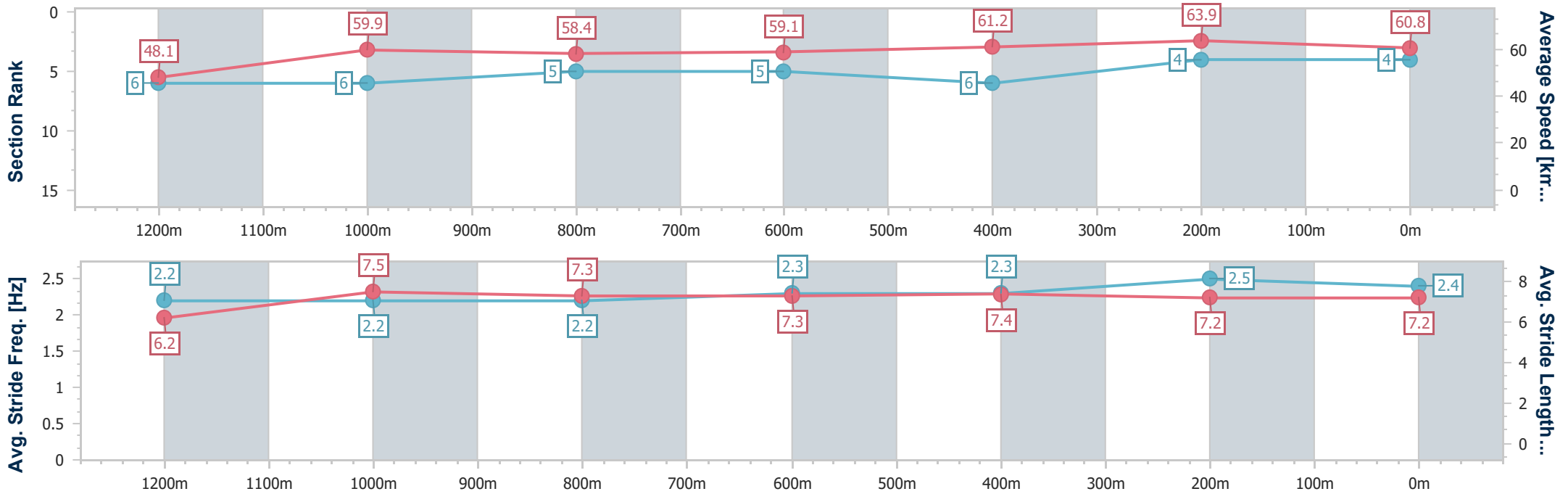
Horse/Jockey Name	Ioane
Final Rank	4
Fastest Section Time (Section)	0:11.27 (400m)
Top Speed [km/h] (Section)	64.5 (400m)
Race State	Finished



Sunshine Coast QLD Professional
 Race 6: PROLIQUOR BENCHMARK 62 Handicap - 1400m
 14 April 2024 - 16:20
 Track Rating: Soft 6, Weather: Fine, Rail Position: True



Section	Overall	1200m	1000m	800m	600m	400m	200m
Section Times	1:26.64 [4] (0:14.99)	1:11.65 [6] (0:12.01)	0:59.64 [6] (0:12.42)	0:47.22 [5] (0:12.24)	0:34.98 [5] (0:11.83)	0:23.15 [6] (0:11.27)	0:11.88 [4] (0:11.88)
Average Speed [km/h]	48.1	59.9	58.4	59.1	61.2	63.9	60.8
Top Speed [km/h]	61.1	60.9	59.3	61.5	63.8	64.5	63.2
Avg. Dist. to Rail [m]	5.6	2.8	2.2	1.6	0.8	2.9	5.2
Avg. Stride Freq. [Hz]	2.2	2.2	2.2	2.3	2.3	2.5	2.4
Avg. Stride Length [m]	6.2	7.5	7.3	7.3	7.4	7.2	7.2



- [] Ranking at each section and finish
- .-.- No data available at this section
- NA No data available



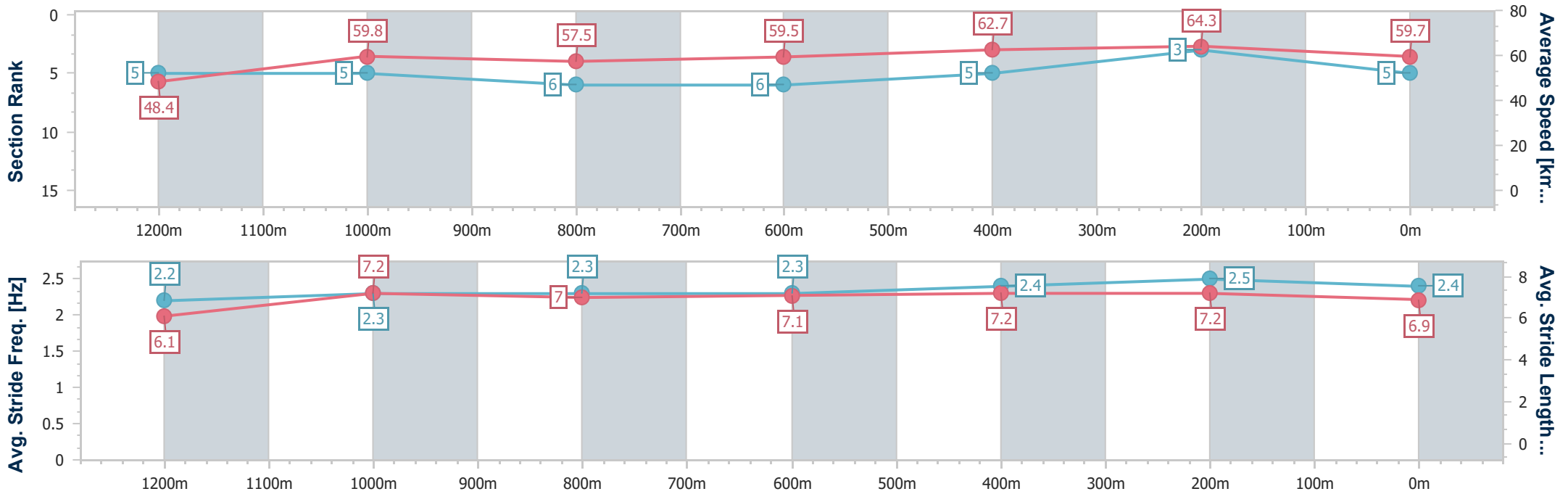
Horse/Jockey Name	Harmony Reigns
Final Rank	5
Fastest Section Time (Section)	0:11.26 (400m)
Top Speed [km/h] (Section)	65.6 (400m)
Race State	Finished



Sunshine Coast QLD Professional
 Race 6: PROLIQUOR BENCHMARK 62 Handicap - 1400m
 14 April 2024 - 16:20
 Track Rating: Soft 6, Weather: Fine, Rail Position: True



Section	Overall	1200m	1000m	800m	600m	400m	200m
Section Times	1:26.69 [5] (0:14.87)	1:11.82 [5] (0:12.07)	0:59.75 [5] (0:12.55)	0:47.20 [6] (0:12.24)	0:34.96 [6] (0:11.67)	0:23.29 [5] (0:11.26)	0:12.03 [3] (0:12.03)
Average Speed [km/h]	48.4	59.8	57.5	59.5	62.7	64.3	59.7
Top Speed [km/h]	60.9	61.5	58.3	62.2	65.6	65.6	62.4
Avg. Dist. to Rail [m]	5.4	3.9	3.1	1.9	2.7	8.0	11.0
Avg. Stride Freq. [Hz]	2.2	2.3	2.3	2.3	2.4	2.5	2.4
Avg. Stride Length [m]	6.1	7.2	7.0	7.1	7.2	7.2	6.9



- [] Ranking at each section and finish
- .-.- No data available at this section
- NA No data available



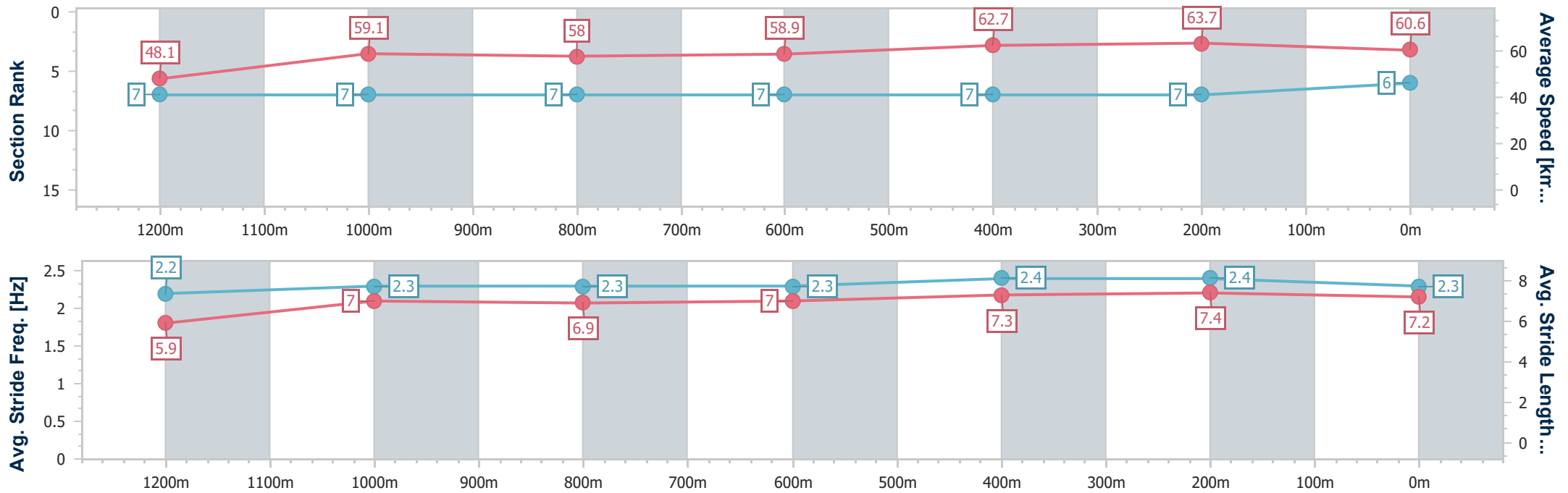
Horse/Jockey Name	Bid For Fame
Final Rank	6
Fastest Section Time (Section)	0:11.30 (400m)
Top Speed [km/h] (Section)	64.6 (400m)
Race State	Finished



Sunshine Coast QLD Professional
 Race 6: PROLIQUOR BENCHMARK 62 Handicap - 1400m
 14 April 2024 - 16:20
 Track Rating: Soft 6, Weather: Fine, Rail Position: True



Section	Overall	1200m	1000m	800m	600m	400m	200m
Section Times	1:26.81 [6] (0:15.02)	1:11.79 [7] (0:12.12)	0:59.67 [7] (0:12.57)	0:47.10 [7] (0:12.31)	0:34.79 [7] (0:11.59)	0:23.20 [7] (0:11.30)	0:11.90 [7] (0:11.90)
Average Speed [km/h]	48.1	59.1	58.0	58.9	62.7	63.7	60.6
Top Speed [km/h]	59.8	61.2	59.6	62.0	63.5	64.6	63.6
Avg. Dist. to Rail [m]	6.3	3.8	2.9	1.7	1.5	5.3	6.2
Avg. Stride Freq. [Hz]	2.2	2.3	2.3	2.3	2.4	2.4	2.3
Avg. Stride Length [m]	5.9	7.0	6.9	7.0	7.3	7.4	7.2



- [] Ranking at each section and finish
- .-.- No data available at this section
- NA No data available



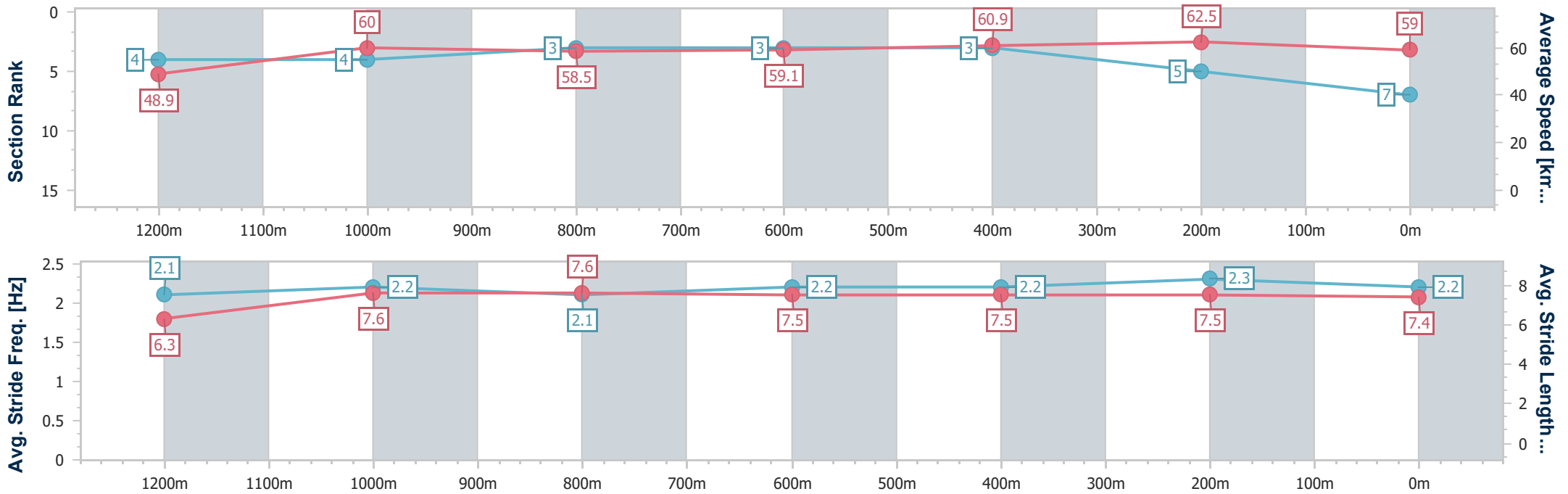
Horse/Jockey Name	Proud With Pride
Final Rank	7
Fastest Section Time (Section)	0:11.55 (400m)
Top Speed [km/h] (Section)	63.2 (400m)
Race State	Finished



Sunshine Coast QLD Professional
 Race 6: PROLIQUOR BENCHMARK 62 Handicap - 1400m
 14 April 2024 - 16:20
 Track Rating: Soft 6, Weather: Fine, Rail Position: True



Section	Overall	1200m	1000m	800m	600m	400m	200m
Section Times	1:27.05 [7] (0:14.71)	1:12.34 [4] (0:12.00)	1:00.34 [4] (0:12.41)	0:47.93 [3] (0:12.30)	0:35.63 [3] (0:11.87)	0:23.76 [3] (0:11.55)	0:12.21 [5] (0:12.21)
Average Speed [km/h]	48.9	60.0	58.5	59.1	60.9	62.5	59.0
Top Speed [km/h]	61.4	61.5	58.8	60.7	63.0	63.2	61.4
Avg. Dist. to Rail [m]	4.9	3.2	2.3	1.7	1.2	4.0	5.7
Avg. Stride Freq. [Hz]	2.1	2.2	2.1	2.2	2.2	2.3	2.2
Avg. Stride Length [m]	6.3	7.6	7.6	7.5	7.5	7.5	7.4



- [] Ranking at each section and finish
- .-.- No data available at this section
- NA No data available



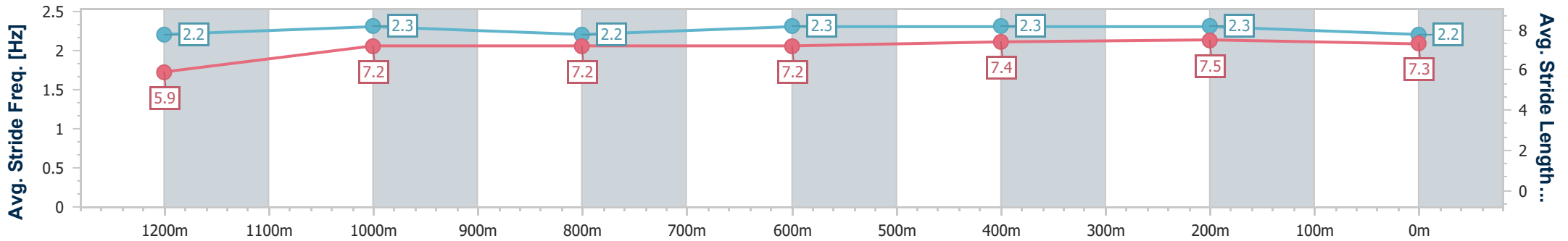
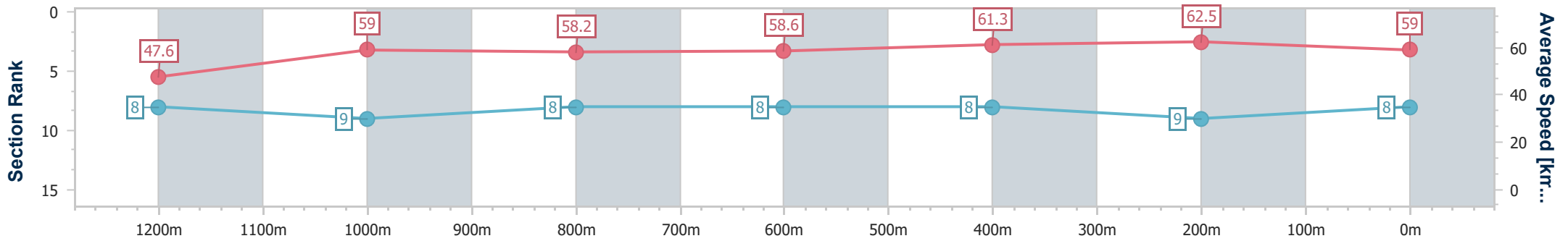
Horse/Jockey Name	Torque Leica Star
Final Rank	8
Fastest Section Time (Section)	0:11.54 (400m)
Top Speed [km/h] (Section)	63.3 (400m)
Race State	Finished



Sunshine Coast QLD Professional
 Race 6: PROLIQUOR BENCHMARK 62 Handicap - 1400m
 14 April 2024 - 16:20
 Track Rating: Soft 6, Weather: Fine, Rail Position: True



Section	Overall	1200m	1000m	800m	600m	400m	200m
Section Times	1:27.41 [8] (0:15.16)	1:12.25 [8] (0:12.16)	1:00.09 [9] (0:12.44)	0:47.65 [8] (0:12.32)	0:35.33 [8] (0:11.58)	0:23.75 [8] (0:11.54)	0:12.21 [9] (0:12.21)
Average Speed [km/h]	47.6	59.0	58.2	58.6	61.3	62.5	59.0
Top Speed [km/h]	61.5	60.2	59.1	60.6	62.7	63.3	61.8
Avg. Dist. to Rail [m]	8.7	3.4	2.1	1.2	2.5	2.2	6.8
Avg. Stride Freq. [Hz]	2.2	2.3	2.2	2.3	2.3	2.3	2.2
Avg. Stride Length [m]	5.9	7.2	7.2	7.2	7.4	7.5	7.3



- [] Ranking at each section and finish
- .-.- No data available at this section
- NA No data available



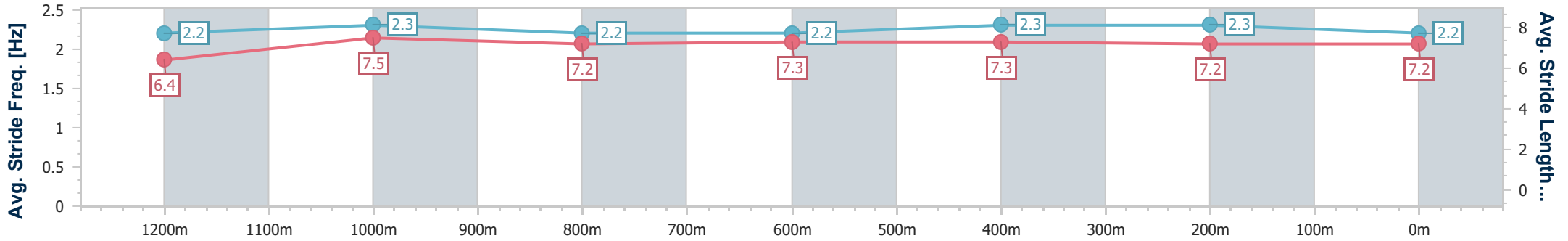
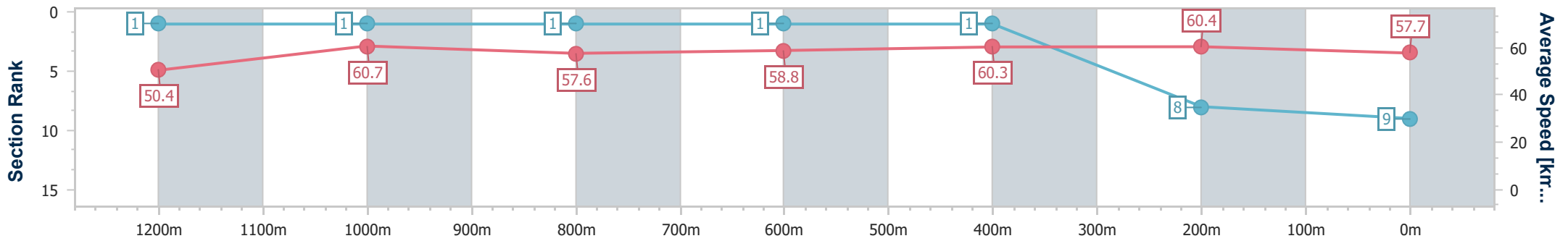
Horse/Jockey Name	Tuki Twelve
Final Rank	9
Fastest Section Time (Section)	0:11.87 (1200m)
Top Speed [km/h] (Section)	63.2 (Overall)
Race State	Finished



Sunshine Coast QLD Professional
 Race 6: PROLIQUOR BENCHMARK 62 Handicap - 1400m
 14 April 2024 - 16:20
 Track Rating: Soft 6, Weather: Fine, Rail Position: True



Section	Overall	1200m	1000m	800m	600m	400m	200m
Section Times	1:27.49 [9] (0:14.31)	1:13.18 [1] (0:11.87)	1:01.31 [1] (0:12.57)	0:48.74 [1] (0:12.33)	0:36.41 [1] (0:12.00)	0:24.41 [1] (0:11.94)	0:12.47 [8] (0:12.47)
Average Speed [km/h]	50.4	60.7	57.6	58.8	60.3	60.4	57.7
Top Speed [km/h]	63.2	63.0	58.3	59.5	61.4	60.6	59.6
Avg. Dist. to Rail [m]	9.4	4.3	2.3	1.1	0.7	3.9	5.8
Avg. Stride Freq. [Hz]	2.2	2.3	2.2	2.2	2.3	2.3	2.2
Avg. Stride Length [m]	6.4	7.5	7.2	7.3	7.3	7.2	7.2



- [] Ranking at each section and finish
- .-.- No data available at this section
- NA No data available