



Townsville QLD Professional

Race 6: Ladbrokes Yard Comments QTIS Three-Years-Old Handicap - 1200m

30 April 2024 - 16:18



Track Rating: Soft 5, Weather: Fine, Rail Position: +0.5m 1000m-W/Post; +1.5m Remainder

Section												Last 600m		
Field Times		Overall	1000m	800m	600m	400m	200m						0:34.75	
		1:10.40 (0:13.63)	0:56.77 (0:11.02)	0:45.75 (0:11.00)	0:34.75 (0:11.49)	0:23.26 (0:11.48)	0:11.78 (0:11.78)							
Rank	TAB	Horse/Jockey	Barrier	Top Speed [km/h]	Fastest Section							Margin	Distance Travelled [m]	
1	1	TRACK TALE	8	66.8	0:11.04	1:10.40 [1]	0:56.53 [2]	0:45.48 [3]	0:34.44 [3]	0:23.09 [3]	0:11.78 [1]	1:10.40	0:34.44	
		Ryan Wiggins		Overall	800m	(0:13.87)	(0:11.05)	(0:11.04)	(0:11.35)	(0:11.31)	(0:11.78)			
2	2	BEAU RAIN	11	66.6	0:11.07	1:10.58 [2]	0:56.37 [7]	0:45.30 [7]	0:34.21 [7]	0:22.92 [7]	0:11.70 [5]	0.18L	0:34.21	+2
		Nathan Thomas		400m	1000m	(0:14.21)	(0:11.07)	(0:11.09)	(0:11.29)	(0:11.22)	(0:11.70)			
2	8	YELLOWSTONE BETH	1	67.2	0:11.02	1:10.58 [2]	0:56.47 [6]	0:45.45 [5]	0:34.36 [6]	0:22.99 [6]	0:11.73 [3]	0L	0:34.36	+3
		Justin Stanley		800m	1000m	(0:14.11)	(0:11.02)	(0:11.09)	(0:11.37)	(0:11.26)	(0:11.73)			
4	6	SWEET KISSES	13	67.1	0:10.97	1:10.69 [4]	0:56.21 [9]	0:45.24 [8]	0:34.24 [8]	0:22.98 [8]	0:11.81 [6]	0.11L	0:34.24	-5
		Lacey Morrison		1000m	1000m	(0:14.48)	(0:10.97)	(0:11.00)	(0:11.26)	(0:11.17)	(0:11.81)			
5	7	CRAICARO	2	66.7	0:11.05	1:10.80 [5]	0:56.80 [4]	0:45.69 [4]	0:34.64 [5]	0:23.41 [5]	0:12.11 [2]	0.11L	0:34.64	+3
		Adrian Layt		600m	800m	(0:14.00)	(0:11.11)	(0:11.05)	(0:11.23)	(0:11.30)	(0:12.11)			
6	9	CATALINA DREAMING	4	66.2	0:10.86	1:11.06 [6]	0:57.08 [3]	0:45.88 [6]	0:35.02 [4]	0:23.71 [4]	0:12.15 [7]	0.26L	0:35.02	-9
		Jason Taylor		800m	800m	(0:13.98)	(0:11.20)	(0:10.86)	(0:11.31)	(0:11.56)	(0:12.15)			
6	10	FIND MY CALM	9	67.8	0:10.85	1:11.06 [6]	0:56.21 [10]	0:45.22 [10]	0:34.37 [9]	0:23.05 [9]	0:11.91 [9]	0L	0:34.37	+1
		Jackson Murphy		800m	800m	(0:14.85)	(0:10.99)	(0:10.85)	(0:11.32)	(0:11.14)	(0:11.91)			
8	3	NAZORIAN	10	69.7	0:10.85	1:11.41 [8]	0:57.35 [5]	0:46.50 [2]	0:35.61 [2]	0:24.26 [2]	0:12.56 [4]	0.35L	0:35.61	+0
		s Jenna Edwards		1000m	1000m	(0:14.06)	(0:10.85)	(0:10.89)	(0:11.35)	(0:11.70)	(0:12.56)			
9	11	WIN AND TONIC	5	66.9	0:11.00	1:11.48 [9]	0:57.85 [1]	0:46.83 [1]	0:35.83 [1]	0:24.34 [1]	0:12.48 [8]	0.07L	0:35.83	-4
		Chelsea Jokic		1000m	800m	(0:13.63)	(0:11.02)	(0:11.00)	(0:11.49)	(0:11.86)	(0:12.48)			
10	15	MOON MISSILE	3	66.8	0:11.15	1:11.58 [10]	0:57.22 [8]	0:46.07 [9]	0:34.88 [10]	0:23.53 [10]	0:12.05 [10]	0.1L	0:34.88	-1
		Rebecca Wilson		1000m	1000m	(0:14.36)	(0:11.15)	(0:11.19)	(0:11.35)	(0:11.48)	(0:12.05)			

Scratched: Don't Cha Wish (#5), Papasito (#4), I Eff Oh (#13), Chucka Dummy (#14), Floral Code (#12)



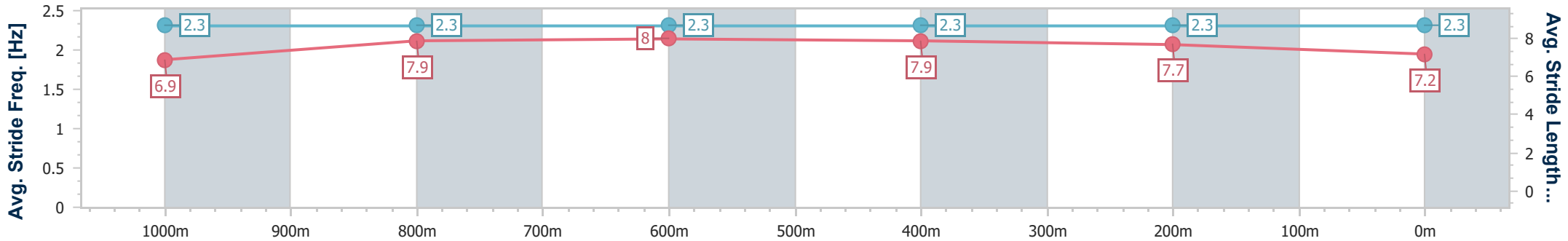
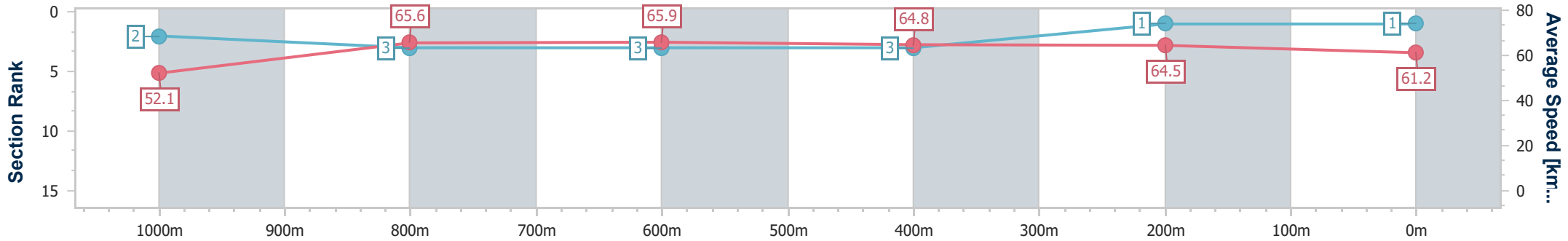
Horse/Jockey Name	Track Tale
Final Rank	1
Fastest Section Time (Section)	0:11.04 (800m)
Top Speed [km/h] (Section)	66.8 (Overall)
Race State	Finished



Townsville QLD Professional
Race 6: Ladbrokes Yard Comments QTIS Three-Years-Old Handicap - 1200m
30 April 2024 - 16:18
Track Rating: Soft 5, Weather: Fine, Rail Position: +0.5m 1000m-W/Post; +1.5m Remainder



Section	Overall	1000m	800m	600m	400m	200m								
Section Times	1:10.40 [1] (0:13.87)	0:56.53 [2] (0:11.05)	0:45.48 [3] (0:11.04)	0:34.44 [3] (0:11.35)	0:23.09 [3] (0:11.31)	0:11.78 [1] (0:11.78)								
Average Speed [km/h]	52.1	65.6	65.9	64.8	64.5	61.2								
Top Speed [km/h]	66.8	66.1	66.6	66.1	65.3	64.0								
Avg. Dist. to Rail [m]	7.0	1.2	1.9	4.6	7.0	8.2								
Avg. Stride Freq. [Hz]	2.3	2.3	2.3	2.3	2.3	2.3								
Avg. Stride Length [m]	6.9	7.9	8.0	7.9	7.7	7.2								



- [] Ranking at each section and finish
- .-.- No data available at this section
- NA No data available



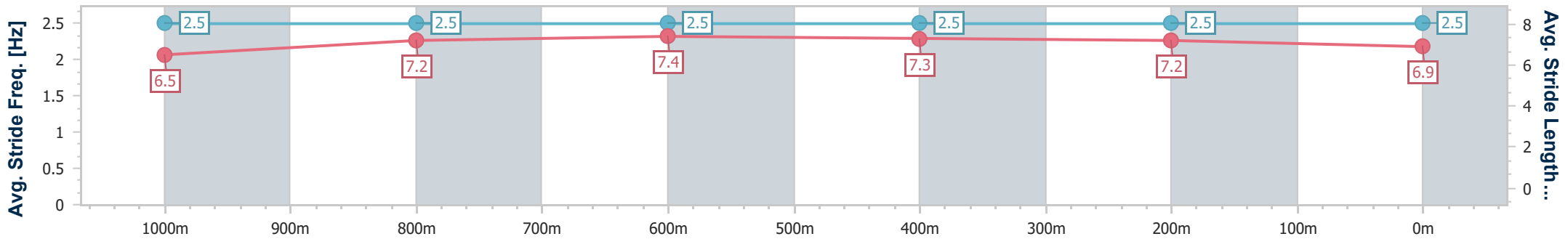
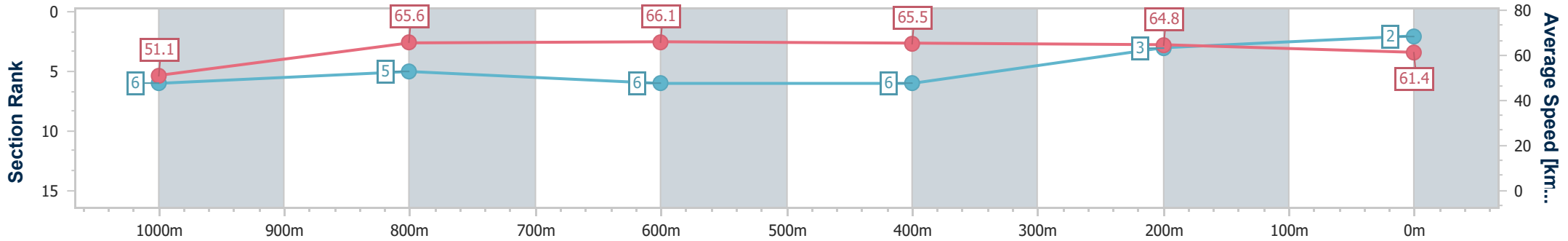
Horse/Jockey Name	Yellowstone Beth
Final Rank	2
Fastest Section Time (Section)	0:11.02 (1000m)
Top Speed [km/h] (Section)	67.2 (800m)
Race State	Finished



Townsville QLD Professional
Race 6: Ladbrokes Yard Comments QTIS Three-Years-Old Handicap - 1200m
30 April 2024 - 16:18
Track Rating: Soft 5, Weather: Fine, Rail Position: +0.5m 1000m-W/Post; +1.5m Remainder



Section	Overall	1000m	800m	600m	400m	200m
Section Times	1:10.58 [2] (0:14.11)	0:56.47 [6] (0:11.02)	0:45.45 [5] (0:11.09)	0:34.36 [6] (0:11.37)	0:22.99 [6] (0:11.26)	0:11.73 [3] (0:11.73)
Average Speed [km/h]	51.1	65.6	66.1	65.5	64.8	61.4
Top Speed [km/h]	65.6	66.5	67.2	66.4	65.8	63.3
Avg. Dist. to Rail [m]	2.5	1.0	3.9	6.5	8.7	11.2
Avg. Stride Freq. [Hz]	2.5	2.5	2.5	2.5	2.5	2.5
Avg. Stride Length [m]	6.5	7.2	7.4	7.3	7.2	6.9



- [] Ranking at each section and finish
- .-.- No data available at this section
- NA No data available



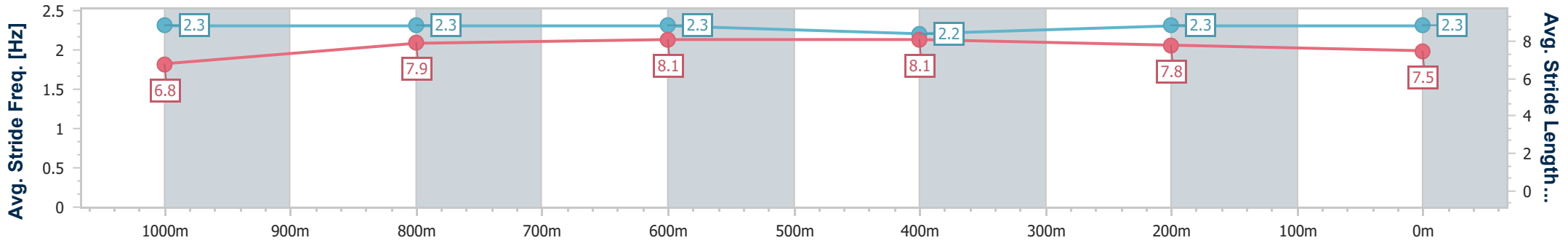
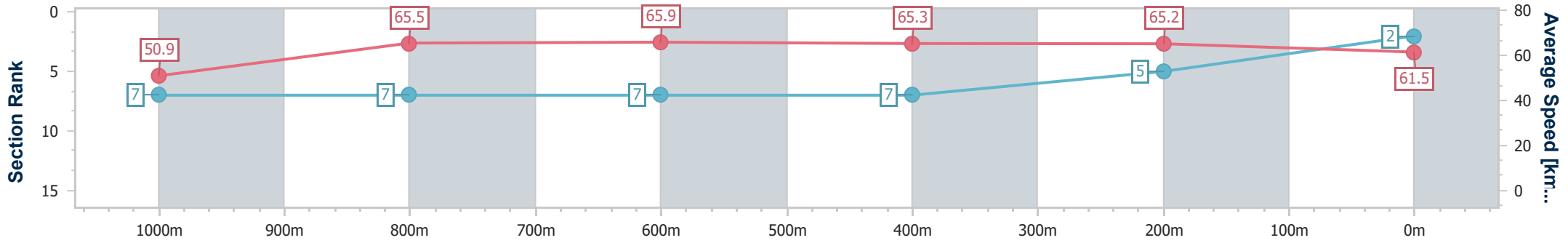
Horse/Jockey Name	Beau Rain
Final Rank	2
Fastest Section Time (Section)	0:11.07 (1000m)
Top Speed [km/h] (Section)	66.6 (400m)
Race State	Finished



Townsville QLD Professional
Race 6: Ladbrokes Yard Comments QTIS Three-Years-Old Handicap - 1200m
30 April 2024 - 16:18
Track Rating: Soft 5, Weather: Fine, Rail Position: +0.5m 1000m-W/Post; +1.5m Remainder



Section	Overall	1000m	800m	600m	400m	200m									
Section Times	1:10.58 [2] (0:14.21)	0:56.37 [7] (0:11.07)	0:45.30 [7] (0:11.09)	0:34.21 [7] (0:11.29)	0:22.92 [7] (0:11.22)	0:11.70 [5] (0:11.70)									
Average Speed [km/h]	50.9	65.5	65.9	65.3	65.2	61.5									
Top Speed [km/h]	65.5	66.4	66.4	65.9	66.6	63.5									
Avg. Dist. to Rail [m]	8.3	1.8	2.7	5.1	9.1	11.9									
Avg. Stride Freq. [Hz]	2.3	2.3	2.3	2.2	2.3	2.3									
Avg. Stride Length [m]	6.8	7.9	8.1	8.1	7.8	7.5									



- [] Ranking at each section and finish
- .-.- No data available at this section
- NA No data available



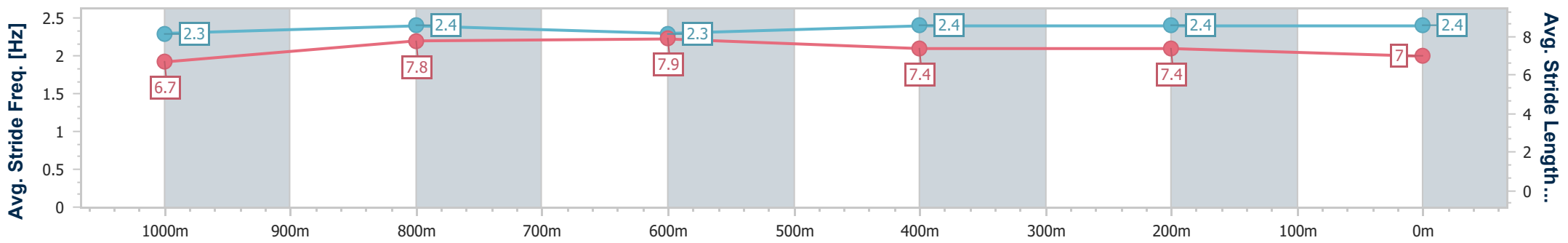
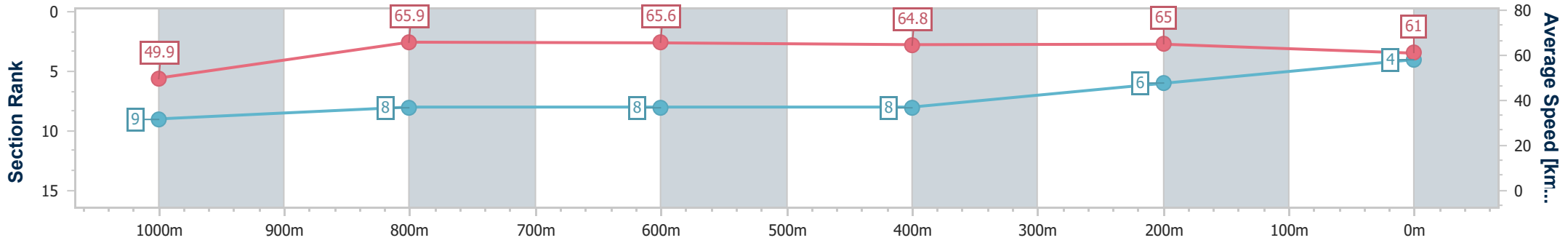
Horse/Jockey Name	Sweet Kisses
Final Rank	4
Fastest Section Time (Section)	0:10.97 (1000m)
Top Speed [km/h] (Section)	67.1 (1000m)
Race State	Finished



Townsville QLD Professional
Race 6: Ladbrokes Yard Comments QTIS Three-Years-Old Handicap - 1200m
30 April 2024 - 16:18
Track Rating: Soft 5, Weather: Fine, Rail Position: +0.5m 1000m-W/Post; +1.5m Remainder



Section	Overall	1000m	800m	600m	400m	200m								
Section Times	1:10.69 [4] (0:14.48)	0:56.21 [9] (0:10.97)	0:45.24 [8] (0:11.00)	0:34.24 [8] (0:11.26)	0:22.98 [8] (0:11.17)	0:11.81 [6] (0:11.81)								
Average Speed [km/h]	49.9	65.9	65.6	64.8	65.0	61.0								
Top Speed [km/h]	65.8	67.1	66.2	66.3	66.3	63.2								
Avg. Dist. to Rail [m]	7.5	0.5	0.8	3.0	4.3	5.2								
Avg. Stride Freq. [Hz]	2.3	2.4	2.3	2.4	2.4	2.4								
Avg. Stride Length [m]	6.7	7.8	7.9	7.4	7.4	7.0								



- [] Ranking at each section and finish
- .-.- No data available at this section
- NA No data available



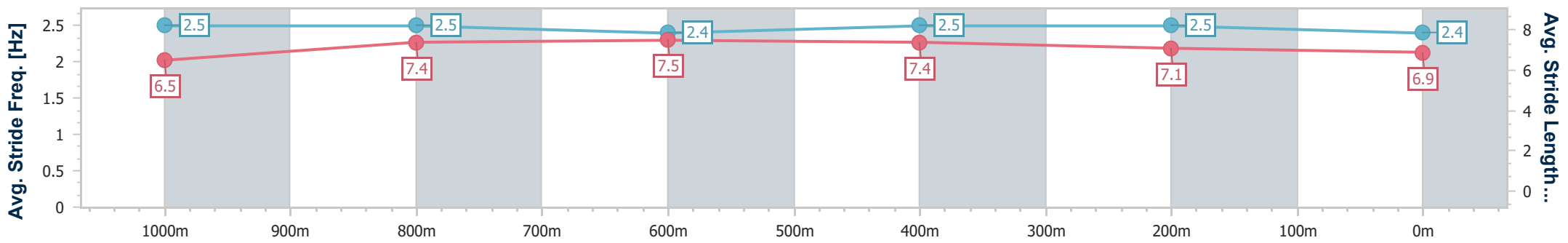
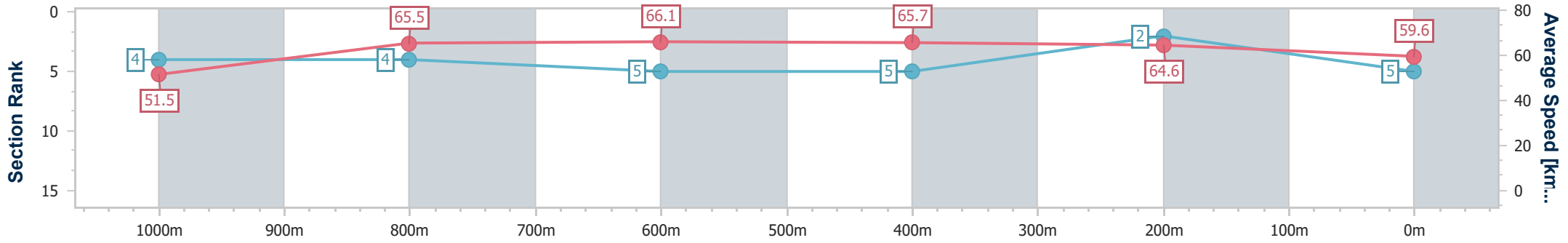
Horse/Jockey Name	Craicaro
Final Rank	5
Fastest Section Time (Section)	0:11.05 (800m)
Top Speed [km/h] (Section)	66.7 (600m)
Race State	Finished



Townsville QLD Professional
Race 6: Ladbrokes Yard Comments QTIS Three-Years-Old Handicap - 1200m
30 April 2024 - 16:18
Track Rating: Soft 5, Weather: Fine, Rail Position: +0.5m 1000m-W/Post; +1.5m Remainder



Section	Overall	1000m	800m	600m	400m	200m								
Section Times	1:10.80 [5] (0:14.00)	0:56.80 [4] (0:11.11)	0:45.69 [4] (0:11.05)	0:34.64 [5] (0:11.23)	0:23.41 [5] (0:11.30)	0:12.11 [2] (0:12.11)								
Average Speed [km/h]	51.5	65.5	66.1	65.7	64.6	59.6								
Top Speed [km/h]	66.0	66.5	66.6	66.7	65.8	63.4								
Avg. Dist. to Rail [m]	4.6	2.3	2.6	5.0	8.2	8.7								
Avg. Stride Freq. [Hz]	2.5	2.5	2.4	2.5	2.5	2.4								
Avg. Stride Length [m]	6.5	7.4	7.5	7.4	7.1	6.9								



- [] Ranking at each section and finish
- .-.- No data available at this section
- NA No data available



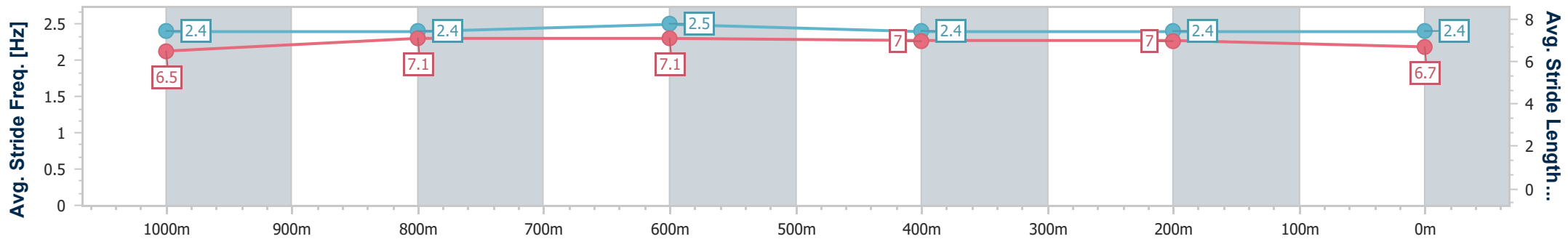
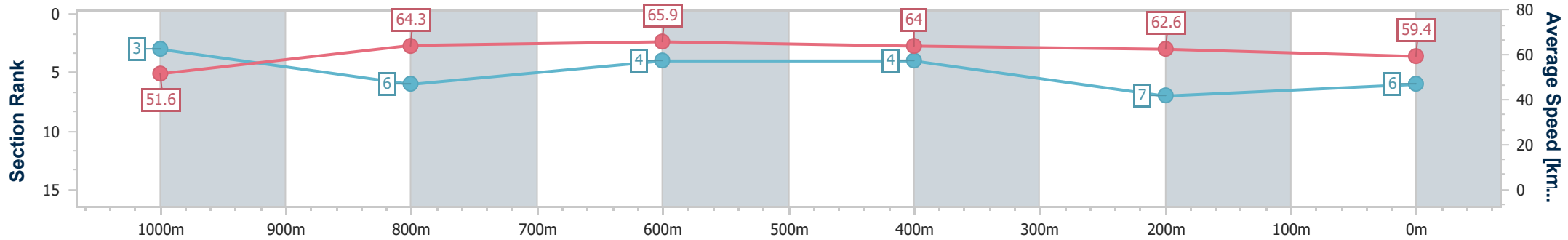
Horse/Jockey Name	Catalina Dreaming
Final Rank	6
Fastest Section Time (Section)	0:10.86 (800m)
Top Speed [km/h] (Section)	66.2 (800m)
Race State	Finished



Townsville QLD Professional
Race 6: Ladbrokes Yard Comments QTIS Three-Years-Old Handicap - 1200m
30 April 2024 - 16:18
Track Rating: Soft 5, Weather: Fine, Rail Position: +0.5m 1000m-W/Post; +1.5m Remainder



Section	Overall	1000m	800m	600m	400m	200m								
Section Times	1:11.06 [6] (0:13.98)	0:57.08 [3] (0:11.20)	0:45.88 [6] (0:10.86)	0:35.02 [4] (0:11.31)	0:23.71 [4] (0:11.56)	0:12.15 [7] (0:12.15)								
Average Speed [km/h]	51.6	64.3	65.9	64.0	62.6	59.4								
Top Speed [km/h]	64.8	65.6	66.2	65.9	63.4	62.4								
Avg. Dist. to Rail [m]	4.0	0.5	0.8	1.2	4.2	6.7								
Avg. Stride Freq. [Hz]	2.4	2.4	2.5	2.4	2.4	2.4								
Avg. Stride Length [m]	6.5	7.1	7.1	7.0	7.0	6.7								



- [] Ranking at each section and finish
- .-.- No data available at this section
- NA No data available



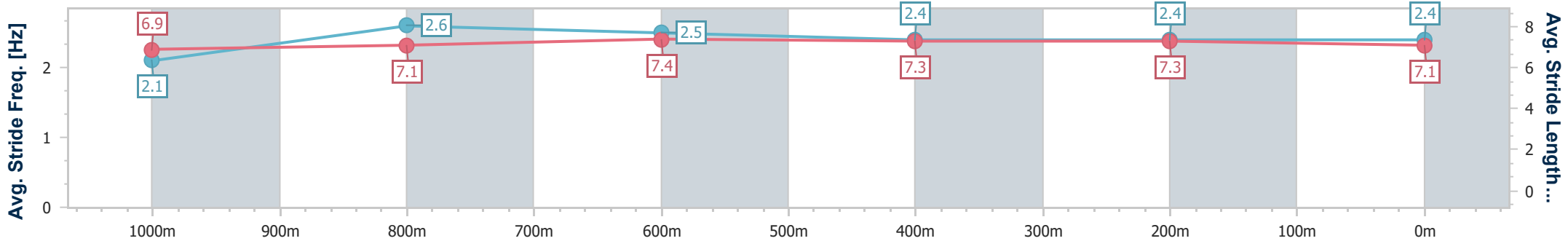
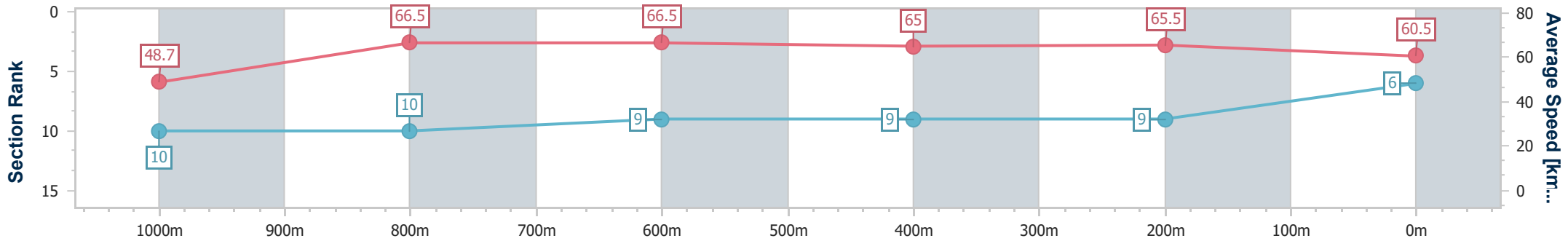
Horse/Jockey Name	Find My Calm
Final Rank	6
Fastest Section Time (Section)	0:10.85 (800m)
Top Speed [km/h] (Section)	67.8 (800m)
Race State	Finished



Townsville QLD Professional
Race 6: Ladbrokes Yard Comments QTIS Three-Years-Old Handicap - 1200m
30 April 2024 - 16:18
Track Rating: Soft 5, Weather: Fine, Rail Position: +0.5m 1000m-W/Post; +1.5m Remainder



Section	Overall	1000m	800m	600m	400m	200m								
Section Times	1:11.06 [6] (0:14.85)	0:56.21 [10] (0:10.99)	0:45.22 [10] (0:10.85)	0:34.37 [9] (0:11.32)	0:23.05 [9] (0:11.14)	0:11.91 [9] (0:11.91)								
Average Speed [km/h]	48.7	66.5	66.5	65.0	65.5	60.5								
Top Speed [km/h]	65.7	67.7	67.8	67.3	66.9	64.4								
Avg. Dist. to Rail [m]	4.1	3.0	0.6	4.6	7.3	8.7								
Avg. Stride Freq. [Hz]	2.1	2.6	2.5	2.4	2.4	2.4								
Avg. Stride Length [m]	6.9	7.1	7.4	7.3	7.3	7.1								



- [] Ranking at each section and finish
- .-.- No data available at this section
- NA No data available



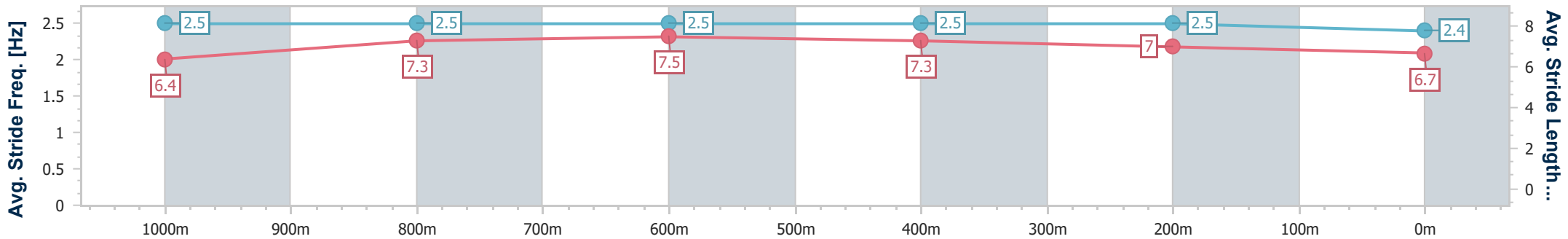
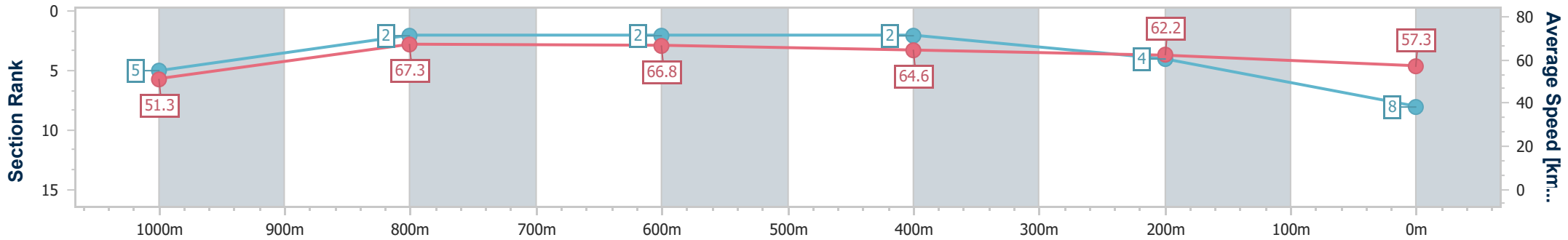
Horse/Jockey Name	Nazorian
Final Rank	8
Fastest Section Time (Section)	0:10.85 (1000m)
Top Speed [km/h] (Section)	69.7 (1000m)
Race State	Finished



Townsville QLD Professional
Race 6: Ladbrokes Yard Comments QTIS Three-Years-Old Handicap - 1200m
30 April 2024 - 16:18
Track Rating: Soft 5, Weather: Fine, Rail Position: +0.5m 1000m-W/Post; +1.5m Remainder



Section	Overall	1000m	800m	600m	400m	200m								
Section Times	1:11.41 [8] (0:14.06)	0:57.35 [5] (0:10.85)	0:46.50 [2] (0:10.89)	0:35.61 [2] (0:11.35)	0:24.26 [2] (0:11.70)	0:12.56 [4] (0:12.56)								
Average Speed [km/h]	51.3	67.3	66.8	64.6	62.2	57.3								
Top Speed [km/h]	66.1	69.7	69.1	66.0	63.2	61.3								
Avg. Dist. to Rail [m]	7.2	2.4	2.3	3.8	5.5	6.7								
Avg. Stride Freq. [Hz]	2.5	2.5	2.5	2.5	2.5	2.4								
Avg. Stride Length [m]	6.4	7.3	7.5	7.3	7.0	6.7								



- [] Ranking at each section and finish
- .-.- No data available at this section
- NA No data available



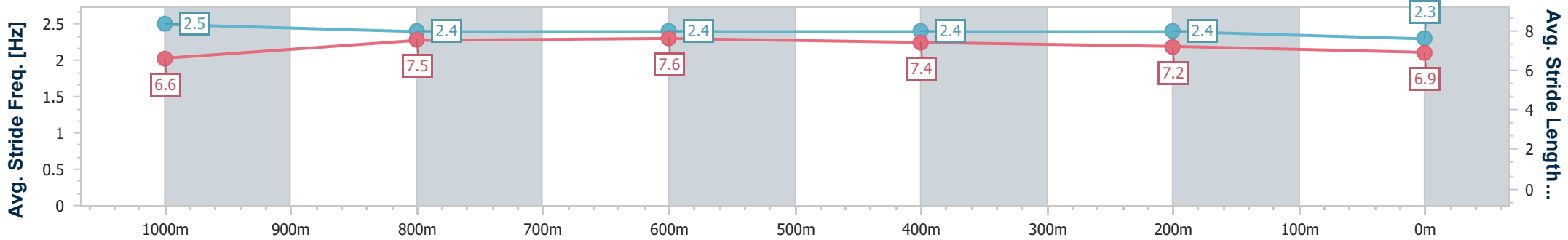
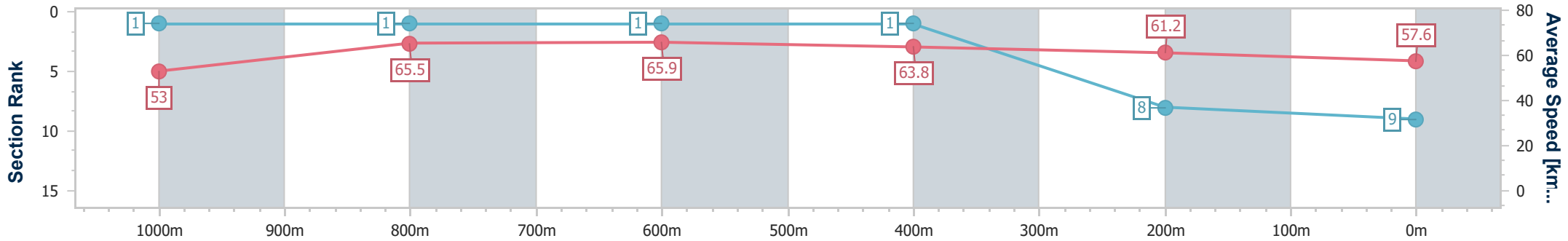
Horse/Jockey Name	Win And Tonic
Final Rank	9
Fastest Section Time (Section)	0:11.00 (800m)
Top Speed [km/h] (Section)	66.9 (1000m)
Race State	Finished



Townsville QLD Professional
Race 6: Ladbrokes Yard Comments QTIS Three-Years-Old Handicap - 1200m
30 April 2024 - 16:18
Track Rating: Soft 5, Weather: Fine, Rail Position: +0.5m 1000m-W/Post; +1.5m Remainder



Section	Overall	1000m	800m	600m	400m	200m
Section Times	1:11.48 [9] (0:13.63)	0:57.85 [1] (0:11.02)	0:46.83 [1] (0:11.00)	0:35.83 [1] (0:11.49)	0:24.34 [1] (0:11.86)	0:12.48 [8] (0:12.48)
Average Speed [km/h]	53.0	65.5	65.9	63.8	61.2	57.6
Top Speed [km/h]	66.5	66.9	66.8	65.4	62.7	60.1
Avg. Dist. to Rail [m]	5.3	0.5	1.4	3.5	4.5	4.7
Avg. Stride Freq. [Hz]	2.5	2.4	2.4	2.4	2.4	2.3
Avg. Stride Length [m]	6.6	7.5	7.6	7.4	7.2	6.9



- [] Ranking at each section and finish
- .-.- No data available at this section
- NA No data available



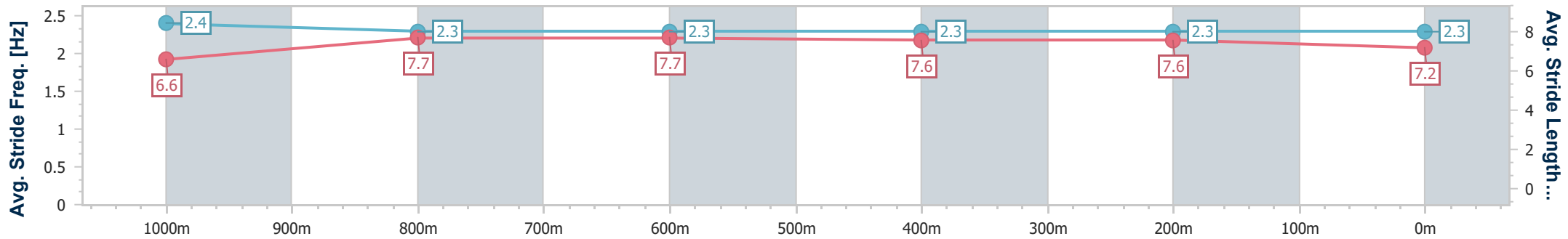
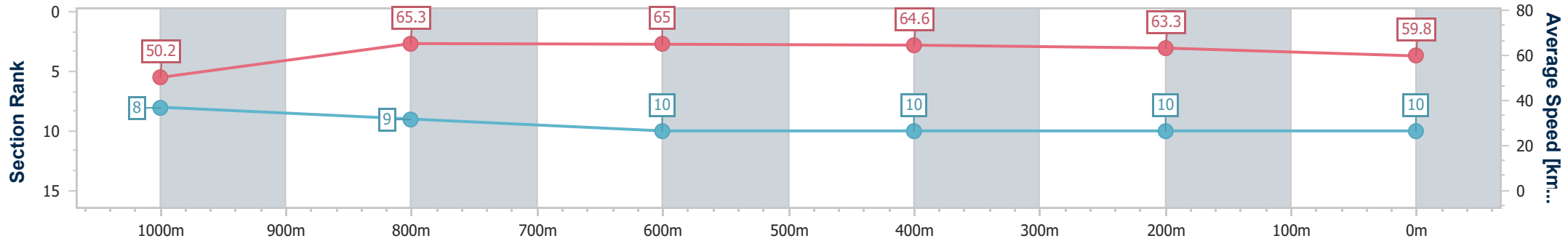
Horse/Jockey Name	Moon Missile
Final Rank	10
Fastest Section Time (Section)	0:11.15 (1000m)
Top Speed [km/h] (Section)	66.8 (1000m)
Race State	Finished



Townsville QLD Professional
Race 6: Ladbrokes Yard Comments QTIS Three-Years-Old Handicap - 1200m
30 April 2024 - 16:18
Track Rating: Soft 5, Weather: Fine, Rail Position: +0.5m 1000m-W/Post; +1.5m Remainder



Section	Overall	1000m	800m	600m	400m	200m								
Section Times	1:11.58 [10] (0:14.36)	0:57.22 [8] (0:11.15)	0:46.07 [9] (0:11.19)	0:34.88 [10] (0:11.35)	0:23.53 [10] (0:11.48)	0:12.05 [10] (0:12.05)								
Average Speed [km/h]	50.2	65.3	65.0	64.6	63.3	59.8								
Top Speed [km/h]	63.9	66.8	66.4	65.7	65.0	63.1								
Avg. Dist. to Rail [m]	4.2	2.0	2.2	3.8	5.7	7.3								
Avg. Stride Freq. [Hz]	2.4	2.3	2.3	2.3	2.3	2.3								
Avg. Stride Length [m]	6.6	7.7	7.7	7.6	7.6	7.2								



- [] Ranking at each section and finish
- .-.- No data available at this section
- NA No data available