



Sunshine Coast Poly Track QLD Professional
Race 1: THE PUMP HOUSE QTIS Two-Year-Old Handicap - 1000m
12 May 2024 - 12:45



Track Rating: Synthetic, Weather: Overcast, Rail Position: True

Section		Overall	800m	600m	400m	200m	Last 600m					
Field Times		0:57.32 (0:13.25)	0:44.07 (0:10.92)	0:33.15 (0:11.00)	0:22.15 (0:10.72)	0:11.43 (0:11.43)	0:33.15					
Rank	TAB Horse/Jockey	Barrier	Top Speed [km/h]	Fastest Section	Margin					Distance Travelled [m]		
1	4 FITZPATRICK Damien Thornton	3	69.5	0:10.72	0:57.32 [1] (0:13.25)	0:44.07 [1] (0:10.92)	0:33.15 [1] (0:11.00)	0:22.15 [1] (0:10.72)	0:11.43 [1] (0:11.43)	0:57.32	0:33.15	
2	7 DAITANNA Robbie Dolan	2	68.1	0:10.88	0:58.44 [2] (0:13.80)	0:44.64 [4] (0:10.88)	0:33.76 [3] (0:11.28)	0:22.48 [2] (0:10.98)	0:11.50 [2] (0:11.50)	6.5L	0:33.76	+7
3	3 EAGLE'S FIRE Nozi Tomizawa	6	68.2	0:11.08	0:58.83 [3] (0:13.69)	0:45.14 [3] (0:11.08)	0:34.06 [4] (0:11.44)	0:22.62 [4] (0:11.17)	0:11.45 [3] (0:11.45)	8.5L	0:34.06	+11
4	1 SAMBUCA Jai Williams	1	69.3	0:11.00	0:58.88 [4] (0:14.08)	0:44.80 [5] (0:11.00)	0:33.80 [5] (0:11.31)	0:22.49 [5] (0:11.11)	0:11.38 [5] (0:11.38)	8.7L	0:33.80	+2
5	6 GREEN LABEL Dan McGillivray	4	68.6	0:11.13	0:59.67 [5] (0:13.44)	0:46.23 [2] (0:11.13)	0:35.10 [2] (0:11.41)	0:23.69 [3] (0:11.42)	0:12.27 [4] (0:12.27)	13.2L	0:35.10	+12

Did Not Finish: Mishani Fire (#5)

Scratched: Aquaholic (#2)

[] Ranking at each section and finish
 -:-:-:- No data available at this section
 NA No data available

SCN Saddle cloth number
 DNF Did not finish
 DNT Did not track



Horse/Jockey Name	Fitzpatrick
Final Rank	1
Fastest Section Time (Section)	0:10.72 (400m)
Top Speed [km/h] (Section)	69.5 (Overall)
Race State	Finished



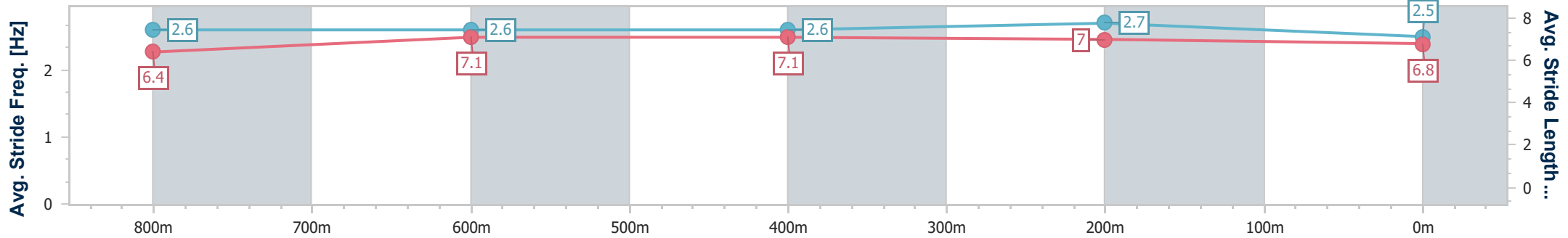
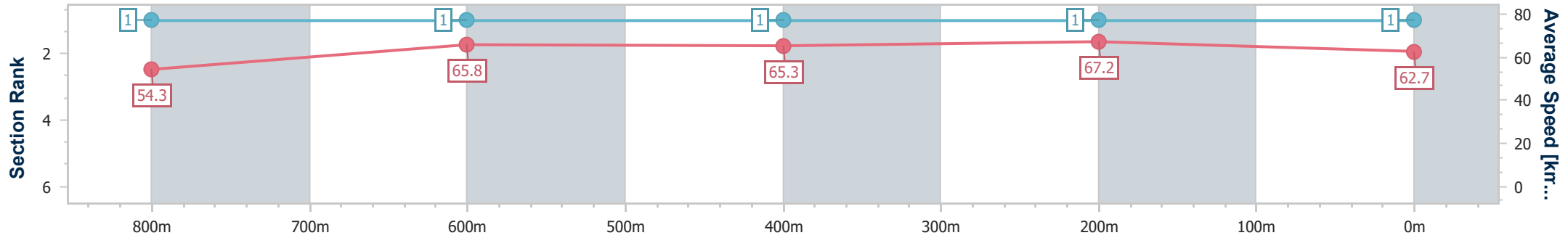
Sunshine Coast Poly Track QLD Professional
Race 1: THE PUMP HOUSE QTIS Two-Year-Old Handicap - 1000m



12 May 2024 - 12:45

Track Rating: Synthetic, Weather: Overcast, Rail Position: True

Section	Overall	800m	600m	400m	200m
Section Times	0:57.32 [1] (0:13.25)	0:44.07 [1] (0:10.92)	0:33.15 [1] (0:11.00)	0:22.15 [1] (0:10.72)	0:11.43 [1] (0:11.43)
Average Speed [km/h]	54.3	65.8	65.3	67.2	62.7
Top Speed [km/h]	69.5	68.7	66.7	67.7	66.1
Avg. Dist. to Rail [m]	2.4	0.6	0.4	0.6	1.2
Avg. Stride Freq. [Hz]	2.6	2.6	2.6	2.7	2.5
Avg. Stride Length [m]	6.4	7.1	7.1	7.0	6.8



- [] Ranking at each section and finish
- .-.- No data available at this section
- NA No data available



Horse/Jockey Name	Daitanna
Final Rank	2
Fastest Section Time (Section)	0:10.88 (800m)
Top Speed [km/h] (Section)	68.1 (800m)
Race State	Finished



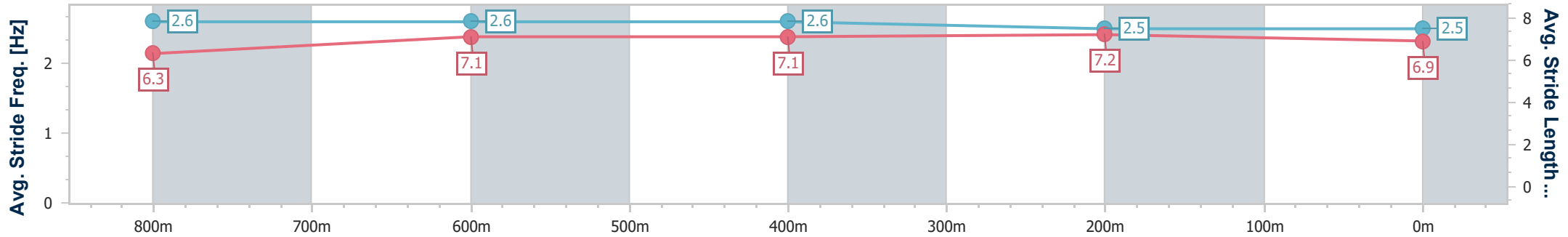
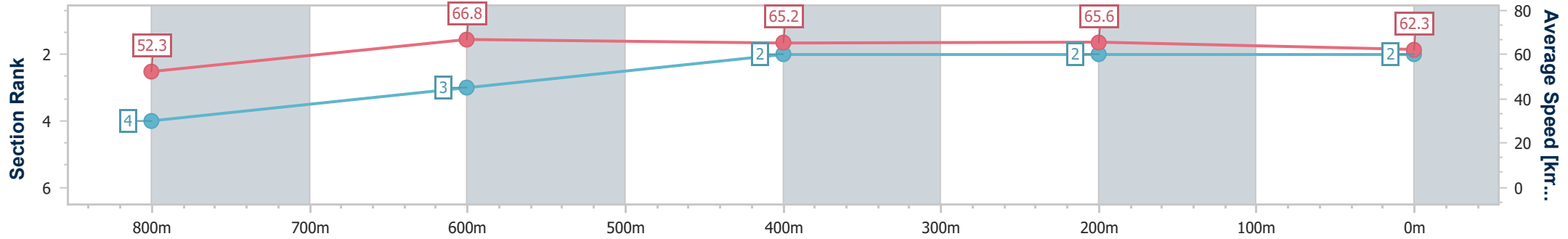
Sunshine Coast Poly Track QLD Professional
Race 1: THE PUMP HOUSE QTIS Two-Year-Old Handicap - 1000m



12 May 2024 - 12:45

Track Rating: Synthetic, Weather: Overcast, Rail Position: True

Section	Overall	800m	600m	400m	200m
Section Times	0:58.44 [2] (0:13.80)	0:44.64 [4] (0:10.88)	0:33.76 [3] (0:11.28)	0:22.48 [2] (0:10.98)	0:11.50 [2] (0:11.50)
Average Speed [km/h]	52.3	66.8	65.2	65.6	62.3
Top Speed [km/h]	68.1	68.1	66.3	66.5	64.2
Avg. Dist. to Rail [m]	2.7	1.7	3.0	5.0	4.4
Avg. Stride Freq. [Hz]	2.6	2.6	2.6	2.5	2.5
Avg. Stride Length [m]	6.3	7.1	7.1	7.2	6.9



- [] Ranking at each section and finish
- .-.- No data available at this section
- NA No data available



Horse/Jockey Name	Eagle's Fire
Final Rank	3
Fastest Section Time (Section)	0:11.08 (800m)
Top Speed [km/h] (Section)	68.2 (800m)
Race State	Finished



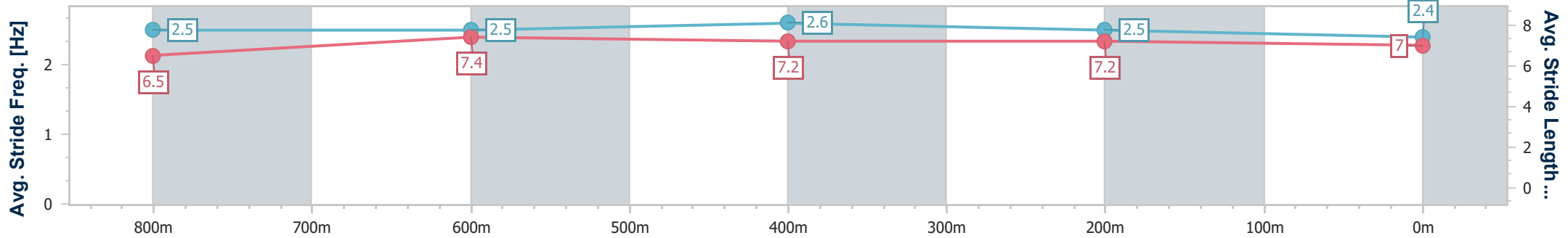
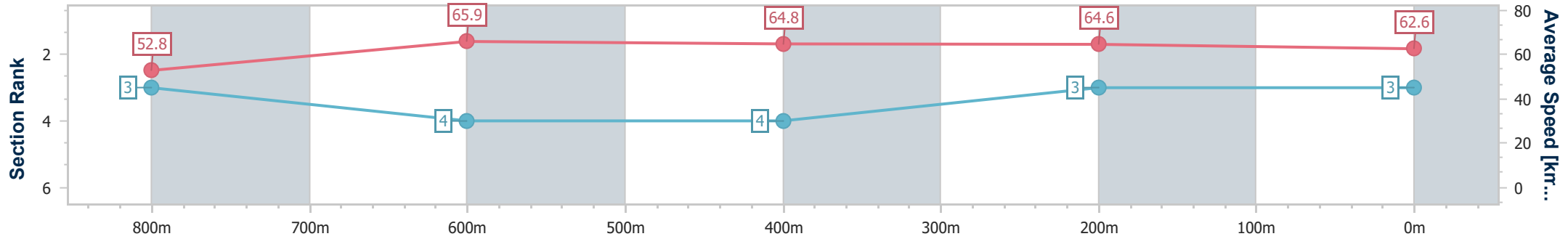
Sunshine Coast Poly Track QLD Professional
 Race 1: THE PUMP HOUSE QTIS Two-Year-Old Handicap - 1000m



12 May 2024 - 12:45

Track Rating: Synthetic, Weather: Overcast, Rail Position: True

Section	Overall	800m	600m	400m	200m
Section Times	0:58.83 [3] (0:13.69)	0:45.14 [3] (0:11.08)	0:34.06 [4] (0:11.44)	0:22.62 [4] (0:11.17)	0:11.45 [3] (0:11.45)
Average Speed [km/h]	52.8	65.9	64.8	64.6	62.6
Top Speed [km/h]	67.9	68.2	67.7	67.1	63.4
Avg. Dist. to Rail [m]	5.9	2.2	4.3	8.1	7.3
Avg. Stride Freq. [Hz]	2.5	2.5	2.6	2.5	2.4
Avg. Stride Length [m]	6.5	7.4	7.2	7.2	7.0



- [] Ranking at each section and finish
- .-.- No data available at this section
- NA No data available



Horse/Jockey Name	Sambuca
Final Rank	4
Fastest Section Time (Section)	0:11.00 (800m)
Top Speed [km/h] (Section)	69.3 (Overall)
Race State	Finished



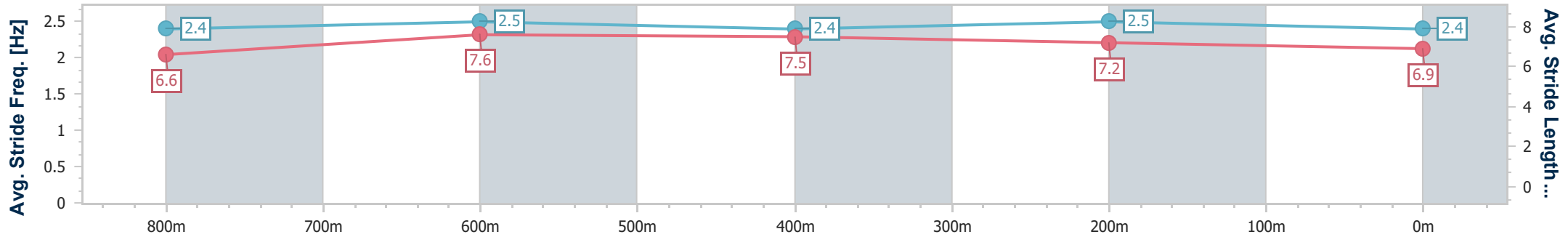
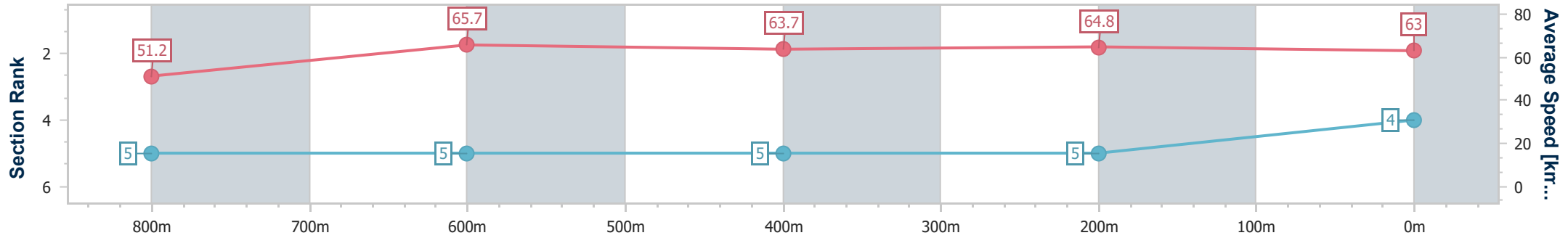
Sunshine Coast Poly Track QLD Professional
 Race 1: THE PUMP HOUSE QTIS Two-Year-Old Handicap - 1000m



12 May 2024 - 12:45

Track Rating: Synthetic, Weather: Overcast, Rail Position: True

Section	Overall	800m	600m	400m	200m
Section Times	0:58.88 [4] (0:14.08)	0:44.80 [5] (0:11.00)	0:33.80 [5] (0:11.31)	0:22.49 [5] (0:11.11)	0:11.38 [5] (0:11.38)
Average Speed [km/h]	51.2	65.7	63.7	64.8	63.0
Top Speed [km/h]	69.3	67.9	66.4	66.3	64.0
Avg. Dist. to Rail [m]	1.9	0.8	0.2	0.6	0.3
Avg. Stride Freq. [Hz]	2.4	2.5	2.4	2.5	2.4
Avg. Stride Length [m]	6.6	7.6	7.5	7.2	6.9



- [] Ranking at each section and finish
- .-.- No data available at this section
- NA No data available



Horse/Jockey Name	Green Label
Final Rank	5
Fastest Section Time (Section)	0:11.13 (800m)
Top Speed [km/h] (Section)	68.6 (Overall)
Race State	Finished



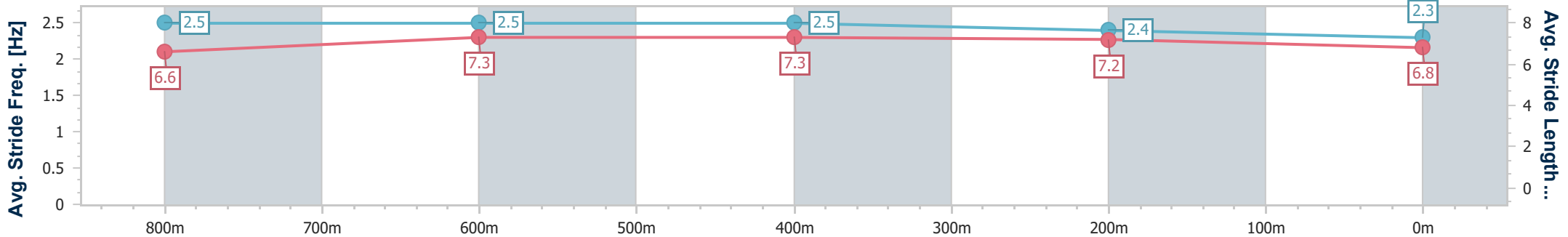
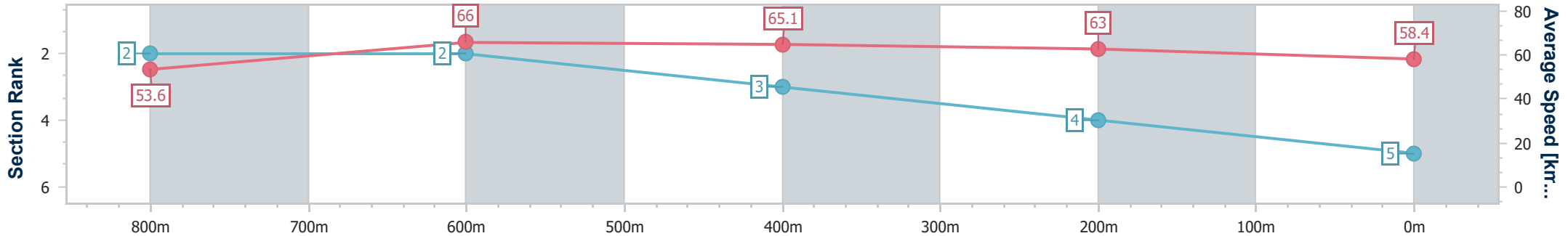
Sunshine Coast Poly Track QLD Professional
Race 1: THE PUMP HOUSE QTIS Two-Year-Old Handicap - 1000m



12 May 2024 - 12:45

Track Rating: Synthetic, Weather: Overcast, Rail Position: True

Section	Overall	800m	600m	400m	200m
Section Times	0:59.67 [5] (0:13.44)	0:46.23 [2] (0:11.13)	0:35.10 [2] (0:11.41)	0:23.69 [3] (0:11.42)	0:12.27 [4] (0:12.27)
Average Speed [km/h]	53.6	66.0	65.1	63.0	58.4
Top Speed [km/h]	68.6	67.9	66.6	65.4	59.9
Avg. Dist. to Rail [m]	4.5	2.9	4.5	6.2	4.6
Avg. Stride Freq. [Hz]	2.5	2.5	2.5	2.4	2.3
Avg. Stride Length [m]	6.6	7.3	7.3	7.2	6.8



- [] Ranking at each section and finish
- .-.- No data available at this section
- NA No data available



Horse/Jockey Name	Mishani Fire
Final Rank	2147483647
Fastest Section Time (Section)	0:00.00 (Overall)
Top Speed [km/h] (Section)	--
Race State	DidNotFinish



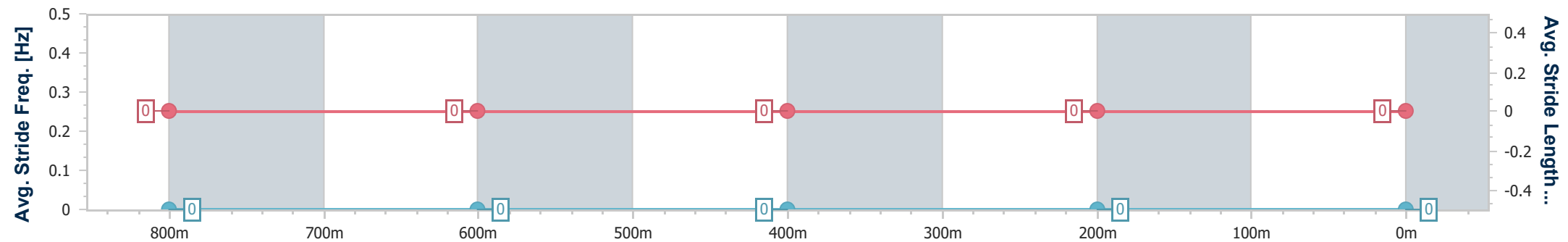
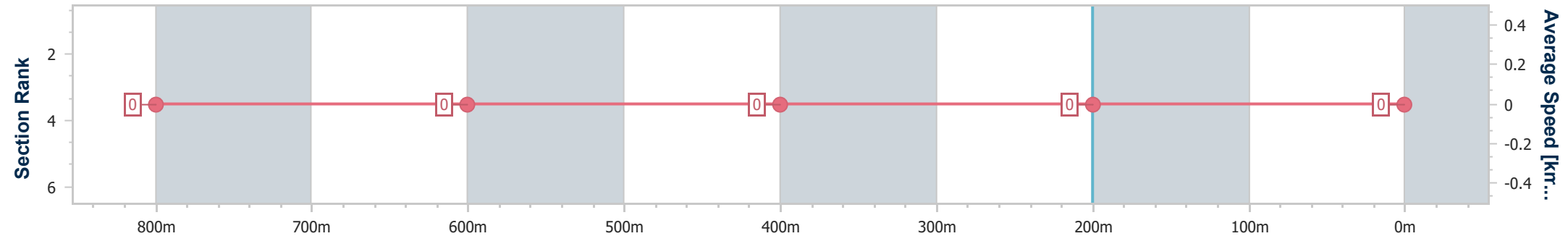
Sunshine Coast Poly Track QLD Professional
Race 1: THE PUMP HOUSE QTIS Two-Year-Old Handicap - 1000m



12 May 2024 - 12:45

Track Rating: Synthetic, Weather: Overcast, Rail Position: True

Section	Overall	800m	600m	400m	200m									
Section Times	-:--	-:--	-:--	-:--	-:--									
Average Speed [km/h]	0.0	0.0	0.0	0.0	0.0									
Top Speed [km/h]	--	--	--	--	--									
Avg. Dist. to Rail [m]	0.0	0.0	0.0	0.0	0.0									
Avg. Stride Freq. [Hz]	--	--	--	--	--									
Avg. Stride Length [m]	--	--	--	--	--									



- [] Ranking at each section and finish
- :-- No data available at this section
- NA No data available