



Sunshine Coast Poly Track QLD Professional

Race 6: SOMMER'S FUEL SUPPLIES BENCHMARK 65 Handicap - 1400m

12 May 2024 - 15:43



Track Rating: Synthetic, Weather: Fine, Rail Position: True

Section		Field Times										Last 600m	
		Overall	1200m	1000m	800m	600m	400m					0:34.96	
		(0:13.31)	(0:11.36)	(0:11.33)	(0:11.85)	(0:11.70)	(0:11.33)						
Rank	TAB	Horse/Jockey	Barrier	Top Speed [km/h]	Fastest Section							Distance Travelled [m]	
1	5	DENIED Emily Lang	11	65.9	0:11.29	1:22.81 [1] (0:13.40)	1:09.41 [2] (0:11.42)	0:57.99 [3] (0:11.29)	0:46.70 [3] (0:11.83)	0:34.87 [2] (0:11.61)	0:23.26 [1] (0:11.33)	0:34.87	
2	4	OUR FREE SPIRIT Boris Thornton	12	65.8	0:11.36	1:23.53 [2] (0:13.67)	1:09.86 [3] (0:11.38)	0:58.48 [4] (0:11.36)	0:47.12 [4] (0:11.74)	0:35.38 [4] (0:11.73)	0:23.65 [3] (0:11.53)	0:35.38	+2
3	12	NOBLE STYLE Lilli Barr	9	66.5	0:11.33	1:23.67 [3] (0:13.31)	1:10.36 [1] (0:11.36)	0:59.00 [1] (0:11.33)	0:47.67 [1] (0:11.85)	0:35.82 [1] (0:11.82)	0:24.00 [2] (0:11.62)	0:35.82	-7
4	11	CHANGE THE DEEL Robbie Dolan	13	67.1	0:10.99	1:23.98 [4] (0:14.44)	1:09.54 [9] (0:10.99)	0:58.55 [8] (0:11.44)	0:47.11 [8] (0:11.65)	0:35.46 [8] (0:11.81)	0:23.65 [8] (0:11.58)	0:35.46	-2
5	2	PERNELL Jai Williams	5	65.9	0:11.17	1:24.02 [5] (0:14.10)	1:09.92 [7] (0:11.17)	0:58.75 [7] (0:11.44)	0:47.31 [7] (0:11.67)	0:35.64 [6] (0:12.04)	0:23.60 [9] (0:11.53)	0:35.64	+2
6	13	STORM FORCE TEN Cody Collis	7	67.3	0:11.29	1:24.08 [6] (0:13.80)	1:10.28 [4] (0:11.34)	0:58.94 [6] (0:11.29)	0:47.65 [5] (0:11.96)	0:35.69 [7] (0:11.80)	0:23.89 [5] (0:11.65)	0:35.69	+3
7	9	ENUNCIATION Jim Byrne	14	65.2	0:11.30	1:24.32 [7] (0:14.26)	1:10.06 [8] (0:11.30)	0:58.76 [9] (0:11.44)	0:47.32 [9] (0:11.57)	0:35.75 [9] (0:11.66)	0:24.09 [7] (0:11.69)	0:35.75	+5
8	14	PAULI Melea Castle	2	66.8	0:11.16	1:24.50 [8] (0:13.89)	1:10.61 [6] (0:11.16)	0:59.45 [5] (0:11.43)	0:48.02 [6] (0:11.83)	0:36.19 [5] (0:11.91)	0:24.28 [6] (0:11.91)	0:36.19	-1
9	1	CENTAUR Dan McGillivray	6	69.6	0:10.96	1:24.90 [9] (0:13.84)	1:11.06 [5] (0:10.96)	1:00.10 [2] (0:11.29)	0:48.81 [2] (0:11.97)	0:36.84 [3] (0:11.89)	0:24.95 [4] (0:11.96)	0:36.84	+5

Scratched: Gentle Prince (#6), Tornado Rouge (#7), Picko Rocks (#8), Freckle Rock (#3), Scottish Prince (#10)

[] Ranking at each section and finish
 -:-:- No data available at this section
 NA No data available

SCN Saddle cloth number
 DNF Did not finish
 DNT Did not track



Sunshine Coast Poly Track QLD Professional
Race 6: SOMMER'S FUEL SUPPLIES BENCHMARK 65 Handicap - 1400m
 12 May 2024 - 15:43



Track Rating: Synthetic, Weather: Fine, Rail Position: True

Section				200m				Last 600m	
Field Times				0:11.93 (0:11.93)				0:34.96	
Rank	TAB	Horse/Jockey	Barrier	Top Speed [km/h]	Fastest Section	Margin			Distance Travelled [m]
1	5	DENIED Emily Lang	11	65.9 Overall	0:11.29 1000m	0:11.93 [1] (0:11.93)	1:22.81		0:34.87
2	4	OUR FREE SPIRIT Boris Thornton	12	65.8 1200m	0:11.36 1000m	0:12.12 [3] (0:12.12)	4L		0:35.38 +2
3	12	NOBLE STYLE Lilli Barr	9	66.5 Overall	0:11.33 1000m	0:12.38 [2] (0:12.38)	4.8L		0:35.82 -7
4	11	CHANGE THE DEEL Robbie Dolan	13	67.1 1200m	0:10.99 1200m	0:12.07 [5] (0:12.07)	6.6L		0:35.46 -2
5	2	PERNELL Jai Williams	5	65.9 1200m	0:11.17 1200m	0:12.07 [8] (0:12.07)	6.8L		0:35.64 +2
6	13	STORM FORCE TEN Cody Collis	7	67.3 Overall	0:11.29 1000m	0:12.24 [4] (0:12.24)	7L		0:35.69 +3
7	9	ENUNCIATION Jim Byrne	14	65.2 1200m	0:11.30 1200m	0:12.40 [7] (0:12.40)	8.3L		0:35.75 +5
8	14	PAULI Melea Castle	2	66.8 1200m	0:11.16 1200m	0:12.37 [9] (0:12.37)	9.3L		0:36.19 -1
9	1	CENTAUR Dan McGillivray	6	69.6 1200m	0:10.96 1200m	0:12.99 [5] (0:12.99)	11.6L		0:36.84 +5

Scratched: Gentle Prince (#6), Toronado Rouge (#7), Picko Rocks (#8), Freckle Rock (#3), Scottish Prince (#10)

[] Ranking at each section and finish
 -:-:- No data available at this section
 NA No data available

SCN Saddle cloth number
 DNF Did not finish
 DNT Did not track



Horse/Jockey Name	Denied
Final Rank	1
Fastest Section Time (Section)	0:11.29 (1000m)
Top Speed [km/h] (Section)	65.9 (Overall)
Race State	Finished

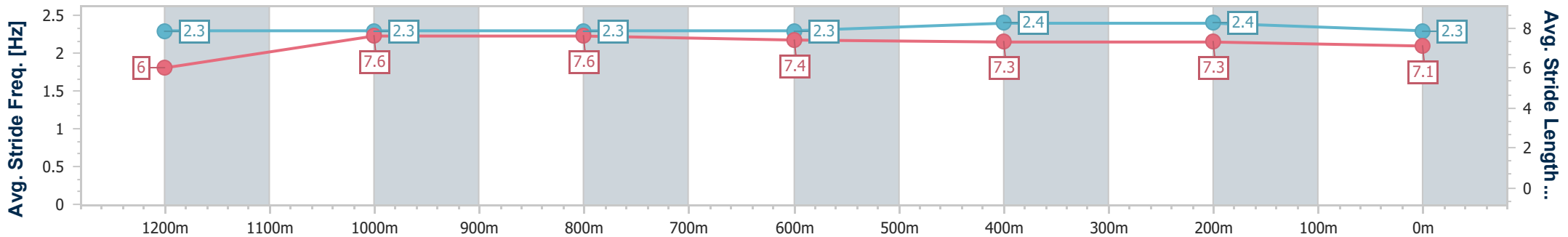
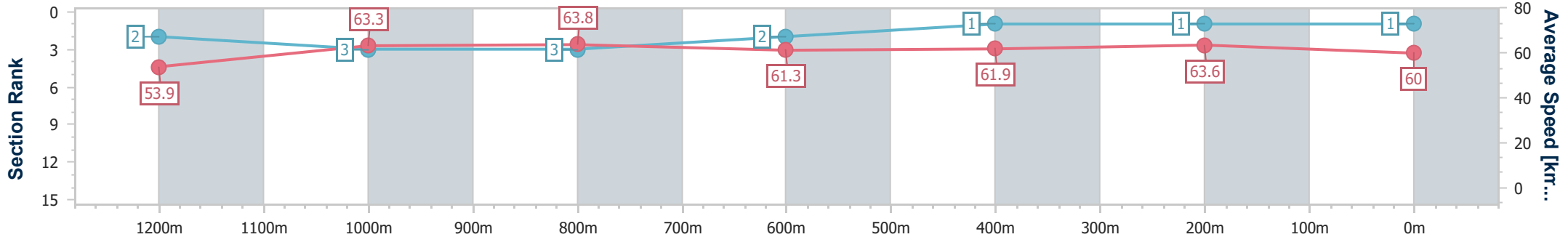


Sunshine Coast Poly Track QLD Professional
 Race 6: SOMMER'S FUEL SUPPLIES BENCHMARK 65
 Handicap - 1400m
 12 May 2024 - 15:43



Track Rating: Synthetic, Weather: Fine, Rail Position: True

Section	Overall	1200m	1000m	800m	600m	400m	200m
Section Times	1:22.81 [1] (0:13.40)	1:09.41 [2] (0:11.42)	0:57.99 [3] (0:11.29)	0:46.70 [3] (0:11.83)	0:34.87 [2] (0:11.61)	0:23.26 [1] (0:11.33)	0:11.93 [1] (0:11.93)
Average Speed [km/h]	53.9	63.3	63.8	61.3	61.9	63.6	60.0
Top Speed [km/h]	65.9	65.5	64.7	63.0	64.2	64.8	62.4
Avg. Dist. to Rail [m]	5.2	1.7	2.1	0.7	0.3	1.0	1.3
Avg. Stride Freq. [Hz]	2.3	2.3	2.3	2.3	2.4	2.4	2.3
Avg. Stride Length [m]	6.0	7.6	7.6	7.4	7.3	7.3	7.1



- [] Ranking at each section and finish
- .-.- No data available at this section
- NA No data available



Horse/Jockey Name	Our Free Spirit
Final Rank	2
Fastest Section Time (Section)	0:11.36 (1000m)
Top Speed [km/h] (Section)	65.8 (1200m)
Race State	Finished

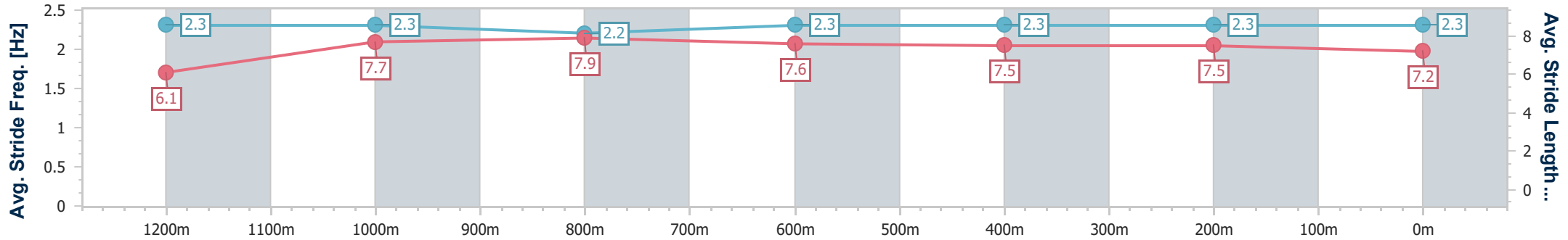
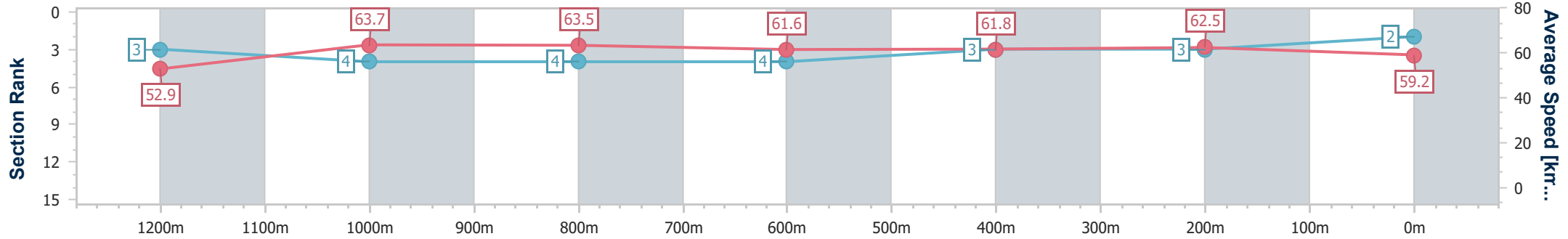


Sunshine Coast Poly Track QLD Professional
 Race 6: SOMMER'S FUEL SUPPLIES BENCHMARK 65
 Handicap - 1400m
 12 May 2024 - 15:43



Track Rating: Synthetic, Weather: Fine, Rail Position: True

Section	Overall	1200m	1000m	800m	600m	400m	200m
Section Times	1:23.53 [2] (0:13.67)	1:09.86 [3] (0:11.38)	0:58.48 [4] (0:11.36)	0:47.12 [4] (0:11.74)	0:35.38 [4] (0:11.73)	0:23.65 [3] (0:11.53)	0:12.12 [3] (0:12.12)
Average Speed [km/h]	52.9	63.7	63.5	61.6	61.8	62.5	59.2
Top Speed [km/h]	65.0	65.8	63.7	63.3	63.1	63.3	60.9
Avg. Dist. to Rail [m]	6.9	2.8	2.2	0.9	1.1	2.8	4.1
Avg. Stride Freq. [Hz]	2.3	2.3	2.2	2.3	2.3	2.3	2.3
Avg. Stride Length [m]	6.1	7.7	7.9	7.6	7.5	7.5	7.2



- [] Ranking at each section and finish
- .-.- No data available at this section
- NA No data available



Horse/Jockey Name	Noble Style
Final Rank	3
Fastest Section Time (Section)	0:11.33 (1000m)
Top Speed [km/h] (Section)	66.5 (Overall)
Race State	Finished

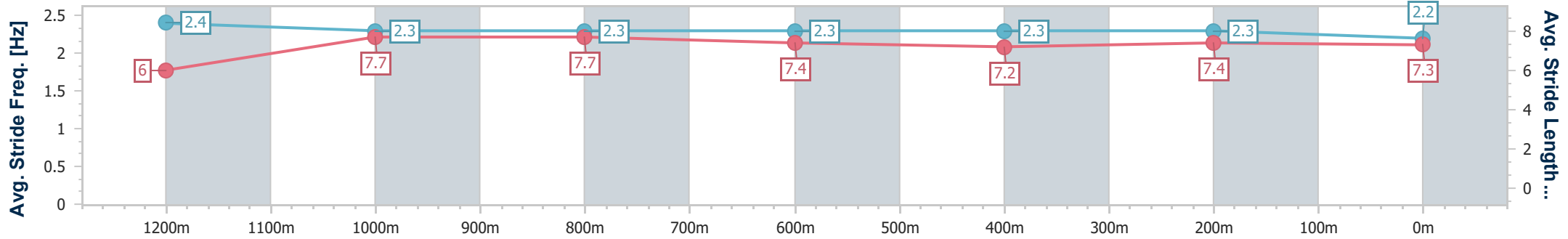
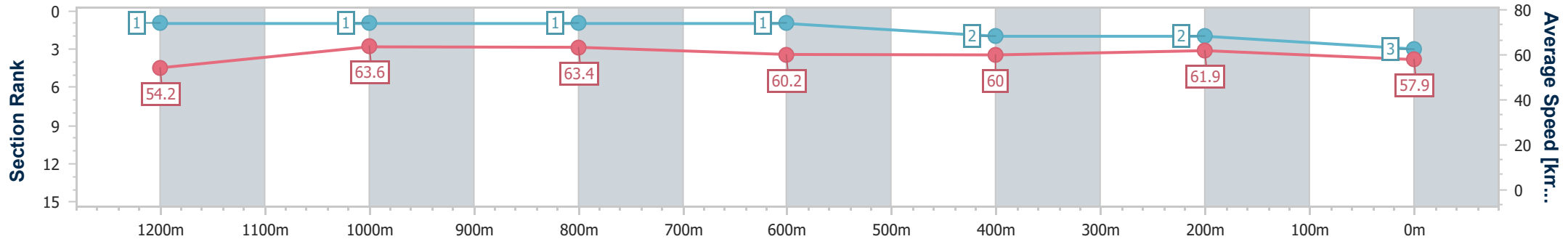


Sunshine Coast Poly Track QLD Professional
 Race 6: SOMMER'S FUEL SUPPLIES BENCHMARK 65
 Handicap - 1400m
 12 May 2024 - 15:43



Track Rating: Synthetic, Weather: Fine, Rail Position: True

Section	Overall	1200m	1000m	800m	600m	400m	200m
Section Times	1:23.67 [3] (0:13.31)	1:10.36 [1] (0:11.36)	0:59.00 [1] (0:11.33)	0:47.67 [1] (0:11.85)	0:35.82 [1] (0:11.82)	0:24.00 [2] (0:11.62)	0:12.38 [2] (0:12.38)
Average Speed [km/h]	54.2	63.6	63.4	60.2	60.0	61.9	57.9
Top Speed [km/h]	66.5	65.7	64.3	62.9	61.8	63.2	60.0
Avg. Dist. to Rail [m]	3.7	0.4	0.3	1.2	2.4	2.7	0.8
Avg. Stride Freq. [Hz]	2.4	2.3	2.3	2.3	2.3	2.3	2.2
Avg. Stride Length [m]	6.0	7.7	7.7	7.4	7.2	7.4	7.3



- [] Ranking at each section and finish
- .-.- No data available at this section
- NA No data available



Horse/Jockey Name	Change The Deel
Final Rank	4
Fastest Section Time (Section)	0:10.99 (1200m)
Top Speed [km/h] (Section)	67.1 (1200m)
Race State	Finished

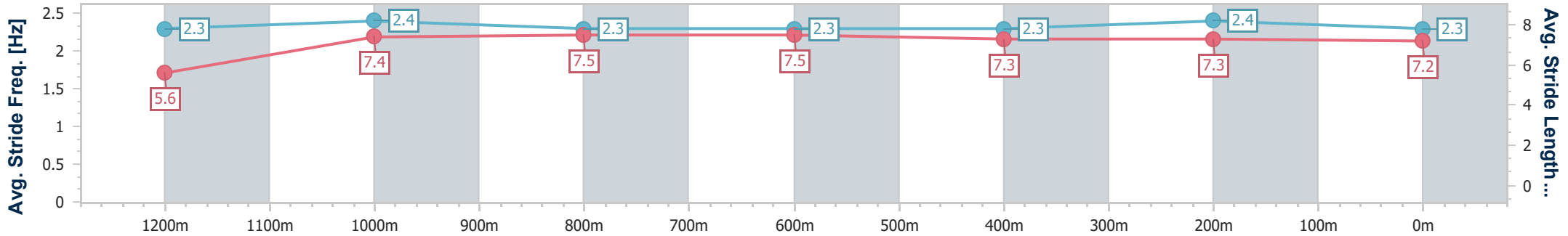
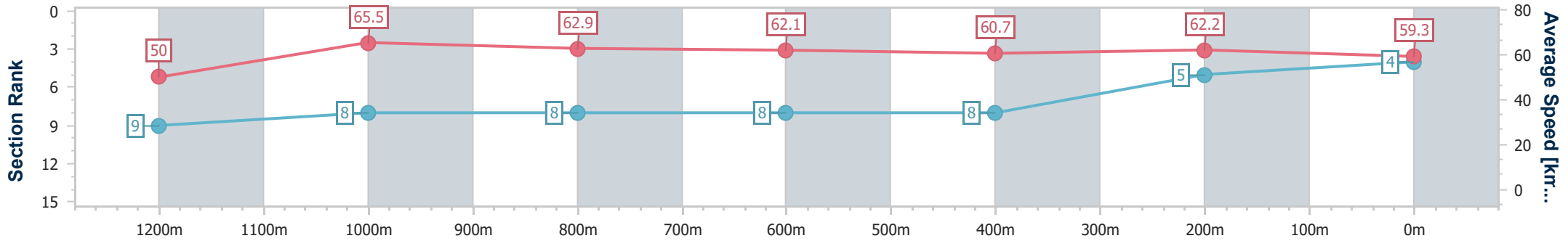


Sunshine Coast Poly Track QLD Professional
 Race 6: SOMMER'S FUEL SUPPLIES BENCHMARK 65
 Handicap - 1400m
 12 May 2024 - 15:43



Track Rating: Synthetic, Weather: Fine, Rail Position: True

Section	Overall	1200m	1000m	800m	600m	400m	200m
Section Times	1:23.98 [4] (0:14.44)	1:09.54 [9] (0:10.99)	0:58.55 [8] (0:11.44)	0:47.11 [8] (0:11.65)	0:35.46 [8] (0:11.81)	0:23.65 [8] (0:11.58)	0:12.07 [5] (0:12.07)
Average Speed [km/h]	50.0	65.5	62.9	62.1	60.7	62.2	59.3
Top Speed [km/h]	65.1	67.1	64.9	63.4	61.8	63.4	61.6
Avg. Dist. to Rail [m]	5.2	0.7	1.0	0.6	0.7	1.2	2.3
Avg. Stride Freq. [Hz]	2.3	2.4	2.3	2.3	2.3	2.4	2.3
Avg. Stride Length [m]	5.6	7.4	7.5	7.5	7.3	7.3	7.2



- [] Ranking at each section and finish
- .-.- No data available at this section
- NA No data available



Horse/Jockey Name	Pernell
Final Rank	5
Fastest Section Time (Section)	0:11.17 (1200m)
Top Speed [km/h] (Section)	65.9 (1200m)
Race State	Finished

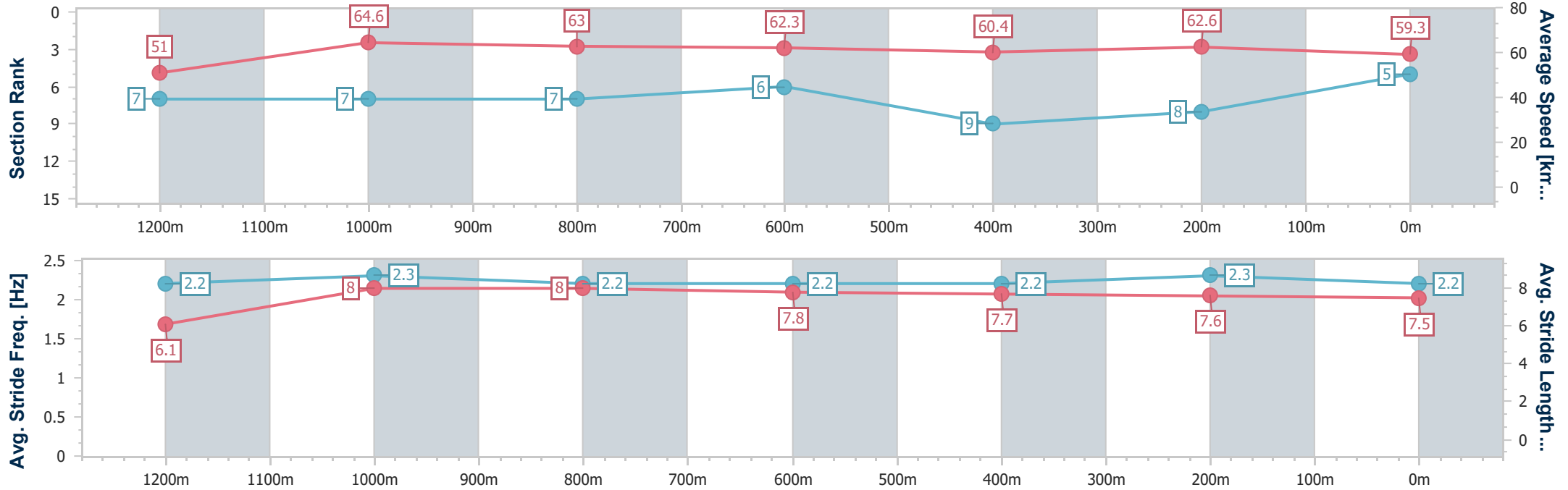


Sunshine Coast Poly Track QLD Professional
 Race 6: SOMMER'S FUEL SUPPLIES BENCHMARK 65
 Handicap - 1400m
 12 May 2024 - 15:43



Track Rating: Synthetic, Weather: Fine, Rail Position: True

Section	Overall	1200m	1000m	800m	600m	400m	200m
Section Times	1:24.02 [5] (0:14.10)	1:09.92 [7] (0:11.17)	0:58.75 [7] (0:11.44)	0:47.31 [7] (0:11.67)	0:35.64 [6] (0:12.04)	0:23.60 [9] (0:11.53)	0:12.07 [8]
Average Speed [km/h]	51.0	64.6	63.0	62.3	60.4	62.6	59.3
Top Speed [km/h]	64.8	65.9	63.8	63.7	61.8	63.2	61.2
Avg. Dist. to Rail [m]	2.0	1.2	1.8	1.4	1.8	6.8	9.5
Avg. Stride Freq. [Hz]	2.2	2.3	2.2	2.2	2.2	2.3	2.2
Avg. Stride Length [m]	6.1	8.0	8.0	7.8	7.7	7.6	7.5



- [] Ranking at each section and finish
- .-.- No data available at this section
- NA No data available



Horse/Jockey Name	Storm Force Ten
Final Rank	6
Fastest Section Time (Section)	0:11.29 (1000m)
Top Speed [km/h] (Section)	67.3 (Overall)
Race State	Finished

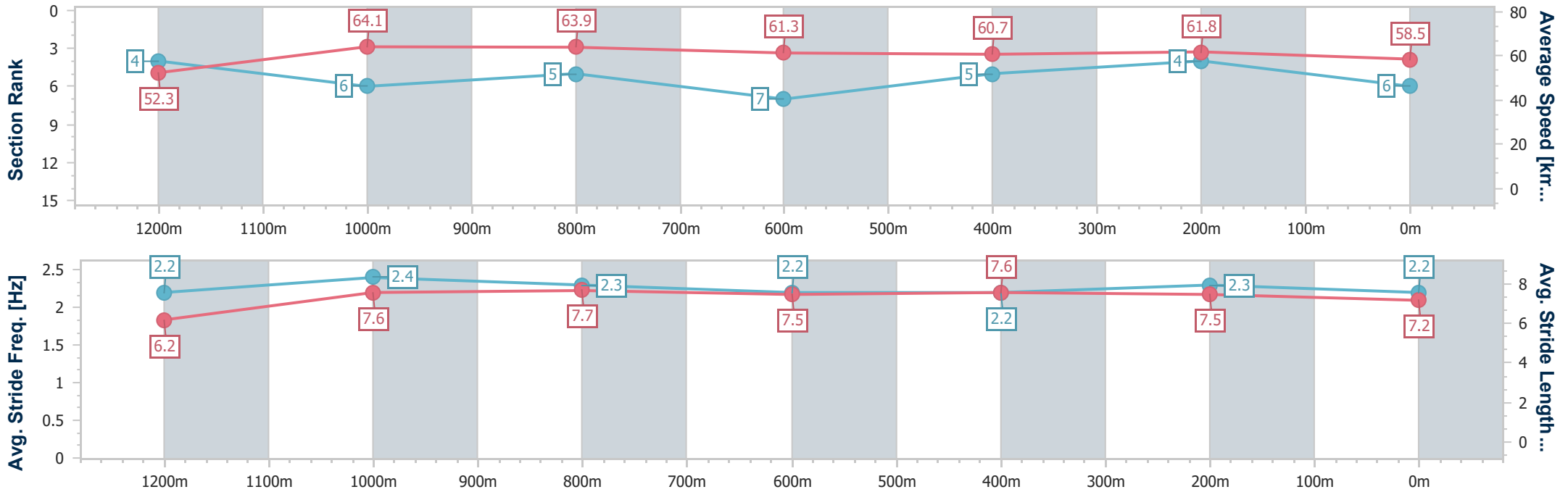


Sunshine Coast Poly Track QLD Professional
 Race 6: SOMMER'S FUEL SUPPLIES BENCHMARK 65
 Handicap - 1400m
 12 May 2024 - 15:43



Track Rating: Synthetic, Weather: Fine, Rail Position: True

Section	Overall	1200m	1000m	800m	600m	400m	200m
Section Times	1:24.08 [6] (0:13.80)	1:10.28 [4] (0:11.34)	0:58.94 [6] (0:11.29)	0:47.65 [5] (0:11.96)	0:35.69 [7] (0:11.80)	0:23.89 [5] (0:11.65)	0:12.24 [4] (0:12.24)
Average Speed [km/h]	52.3	64.1	63.9	61.3	60.7	61.8	58.5
Top Speed [km/h]	67.3	66.3	65.7	62.7	61.8	62.8	60.8
Avg. Dist. to Rail [m]	4.3	4.1	4.1	2.5	0.9	1.6	3.1
Avg. Stride Freq. [Hz]	2.2	2.4	2.3	2.2	2.2	2.3	2.2
Avg. Stride Length [m]	6.2	7.6	7.7	7.5	7.6	7.5	7.2



- [] Ranking at each section and finish
- .-.- No data available at this section
- NA No data available



Horse/Jockey Name	Enunciation
Final Rank	7
Fastest Section Time (Section)	0:11.30 (1200m)
Top Speed [km/h] (Section)	65.2 (1200m)
Race State	Finished

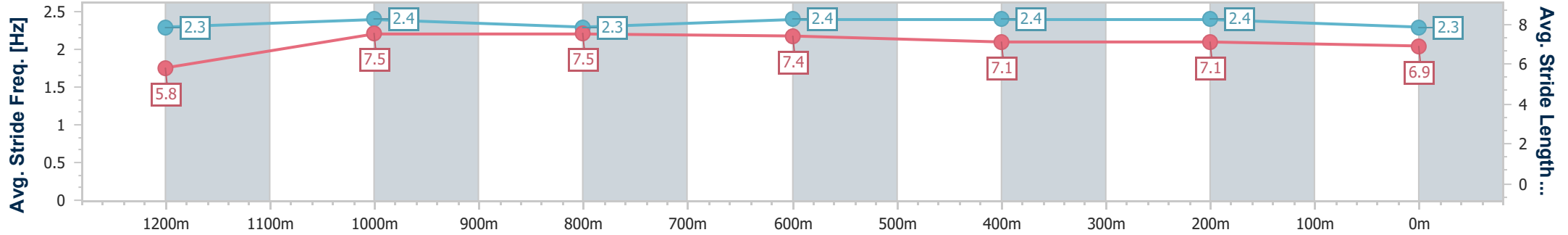
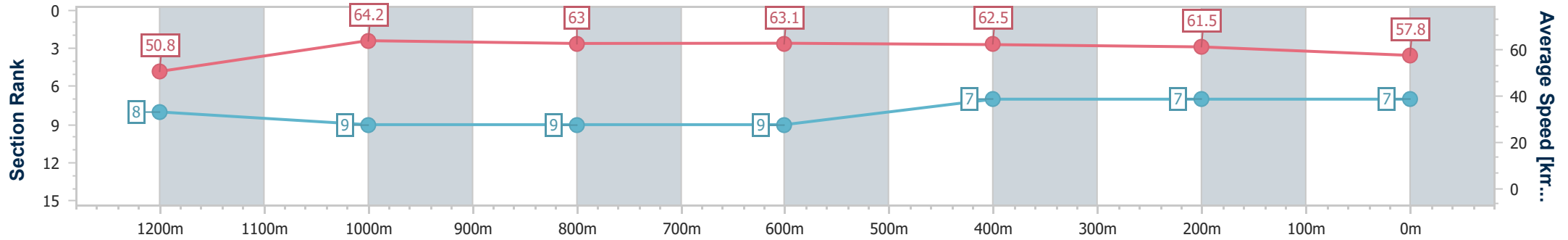


Sunshine Coast Poly Track QLD Professional
 Race 6: SOMMER'S FUEL SUPPLIES BENCHMARK 65
 Handicap - 1400m
 12 May 2024 - 15:43



Track Rating: Synthetic, Weather: Fine, Rail Position: True

Section	Overall	1200m	1000m	800m	600m	400m	200m
Section Times	1:24.32 [7] (0:14.26)	1:10.06 [8] (0:11.30)	0:58.76 [9] (0:11.44)	0:47.32 [9] (0:11.57)	0:35.75 [9] (0:11.66)	0:24.09 [7] (0:11.69)	0:12.40 [7] (0:12.40)
Average Speed [km/h]	50.8	64.2	63.0	63.1	62.5	61.5	57.8
Top Speed [km/h]	65.1	65.2	63.7	64.2	63.6	62.8	59.9
Avg. Dist. to Rail [m]	7.7	3.2	3.1	1.9	1.6	4.9	7.9
Avg. Stride Freq. [Hz]	2.3	2.4	2.3	2.4	2.4	2.4	2.3
Avg. Stride Length [m]	5.8	7.5	7.5	7.4	7.1	7.1	6.9



- [] Ranking at each section and finish
- .-.- No data available at this section
- NA No data available



Horse/Jockey Name	Pauli
Final Rank	8
Fastest Section Time (Section)	0:11.16 (1200m)
Top Speed [km/h] (Section)	66.8 (1200m)
Race State	Finished

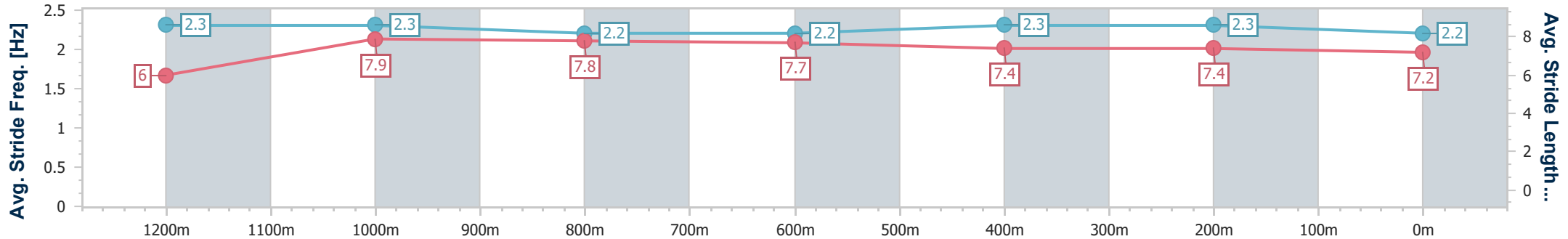
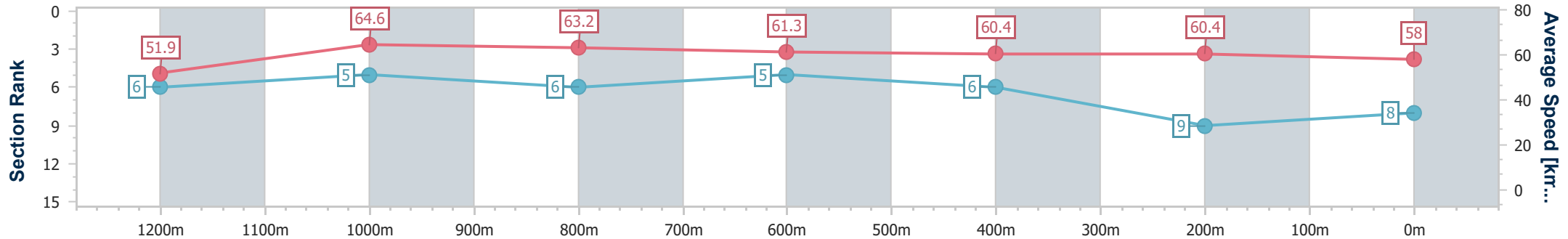


Sunshine Coast Poly Track QLD Professional
 Race 6: SOMMER'S FUEL SUPPLIES BENCHMARK 65
 Handicap - 1400m
 12 May 2024 - 15:43



Track Rating: Synthetic, Weather: Fine, Rail Position: True

Section	Overall	1200m	1000m	800m	600m	400m	200m
Section Times	1:24.50 [8] (0:13.89)	1:10.61 [6] (0:11.16)	0:59.45 [5] (0:11.43)	0:48.02 [6] (0:11.83)	0:36.19 [5] (0:11.91)	0:24.28 [6] (0:11.91)	0:12.37 [9] (0:12.37)
Average Speed [km/h]	51.9	64.6	63.2	61.3	60.4	60.4	58.0
Top Speed [km/h]	66.6	66.8	63.6	62.5	61.1	61.6	60.0
Avg. Dist. to Rail [m]	1.3	1.3	2.1	1.2	0.5	0.2	0.3
Avg. Stride Freq. [Hz]	2.3	2.3	2.2	2.2	2.3	2.3	2.2
Avg. Stride Length [m]	6.0	7.9	7.8	7.7	7.4	7.4	7.2



- [] Ranking at each section and finish
- .-.- No data available at this section
- NA No data available



Horse/Jockey Name	Centaur
Final Rank	9
Fastest Section Time (Section)	0:10.96 (1200m)
Top Speed [km/h] (Section)	69.6 (1200m)
Race State	Finished

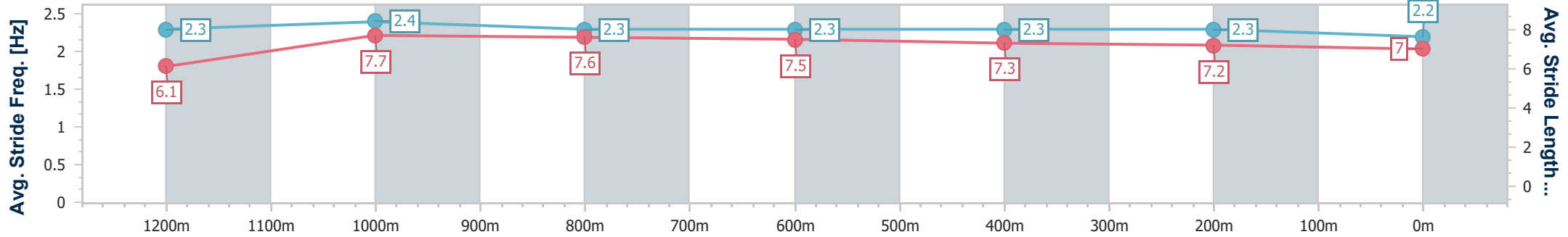
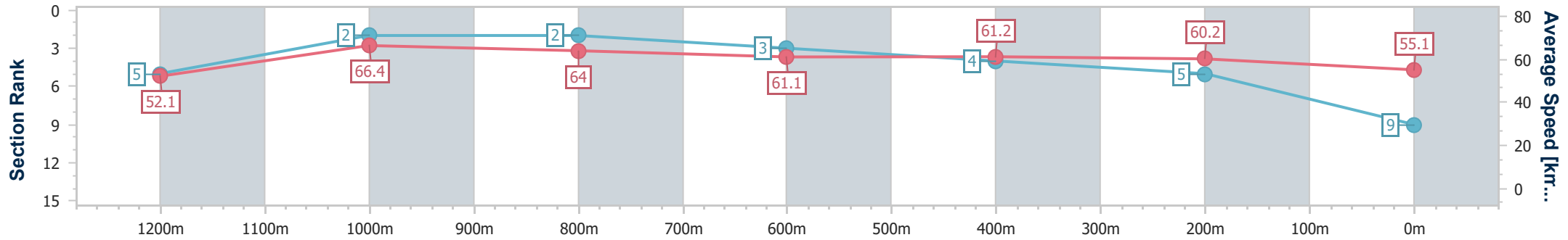


Sunshine Coast Poly Track QLD Professional
 Race 6: SOMMER'S FUEL SUPPLIES BENCHMARK 65
 Handicap - 1400m
 12 May 2024 - 15:43



Track Rating: Synthetic, Weather: Fine, Rail Position: True

Section	Overall	1200m	1000m	800m	600m	400m	200m
Section Times	1:24.90 [9] (0:13.84)	1:11.06 [5] (0:10.96)	1:00.10 [2] (0:11.29)	0:48.81 [2] (0:11.97)	0:36.84 [3] (0:11.89)	0:24.95 [4] (0:11.96)	0:12.99 [5] (0:12.99)
Average Speed [km/h]	52.1	66.4	64.0	61.1	61.2	60.2	55.1
Top Speed [km/h]	69.2	69.6	65.1	62.3	62.2	62.1	58.8
Avg. Dist. to Rail [m]	4.1	4.1	3.6	2.4	1.7	4.2	5.5
Avg. Stride Freq. [Hz]	2.3	2.4	2.3	2.3	2.3	2.3	2.2
Avg. Stride Length [m]	6.1	7.7	7.6	7.5	7.3	7.2	7.0



- [] Ranking at each section and finish
- .-.- No data available at this section
- NA No data available