



Ipswich QLD Professional
Race 3: AUSTRALIAN INDUSTRY TRADE COLLEGE Maiden Handicap - 1100m
15 May 2024 - 13:45



Track Rating: Good 4, Weather: Overcast, Rail Position: +4m Entire

Section												Last 600m		
Field Times		Overall	1000m	800m	600m	400m	200m						0:33.79	
		1:01.31 (0:06.05)	0:55.26 (0:10.66)	0:44.60 (0:10.81)	0:33.79 (0:11.06)	0:22.73 (0:11.36)	0:11.37 (0:11.37)							
Rank	TAB	Horse/Jockey	Barrier	Top Speed [km/h]	Fastest Section							Margin	Distance Travelled [m]	
1	3	RIMBAUD Jag Guthmann-Chester	6	68.2	0:06.11	1:01.31 [1] (0:06.11)	0:55.20 [3] (0:10.88)	0:44.32 [5] (0:10.79)	0:33.53 [5] (0:11.02)	0:22.51 [3] (0:11.24)	0:11.27 [2] (0:11.27)	1:01.31	0:33.53	
2	1	IMPENDOR Robbie Dolan	9	68.4	0:06.34	1:01.61 [2] (0:06.34)	0:55.27 [9] (0:10.85)	0:44.42 [6] (0:10.84)	0:33.58 [6] (0:11.03)	0:22.55 [6] (0:11.30)	0:11.35 [6] (0:11.45)	2.84L	0:33.78	+4
3	8	BOARD MEMBER Justin Huxtable	12	68.0	0:06.05	1:01.71 [3] (0:06.05)	0:55.66 [1] (0:10.70)	0:44.96 [2] (0:10.87)	0:34.09 [2] (0:11.01)	0:23.08 [2] (0:11.41)	0:11.77 [1] (0:11.67)	0.02L	0:34.09	+0
4	5	GLOWLIGHT Ryan Maloney	5	69.8	0:06.36	1:01.85 [4] (0:06.36)	0:55.49 [10] (0:11.61)	0:43.88 [12] (0:10.44)	0:33.44 [10] (0:10.92)	0:22.52 [8] (0:11.23)	0:11.39 [8] (0:11.49)	1.28L	0:33.64	-6
5	7	BELYAEV Damien Thornton	3	68.0	0:06.28	1:01.95 [5] (0:06.28)	0:55.67 [7] (0:10.95)	0:44.72 [7] (0:10.83)	0:33.89 [7] (0:11.02)	0:22.87 [7] (0:11.08)	0:11.79 [3] (0:11.79)	0.42L	0:33.89	-1
6	16	MYSTIC MAC Melea Castle	13	68.6	0:06.26	1:02.07 [6] (0:06.26)	0:55.81 [6] (0:10.70)	0:45.11 [4] (0:10.79)	0:34.32 [4] (0:11.05)	0:23.27 [4] (0:11.43)	0:11.84 [5] (0:11.84)	0.17L	0:34.32	+1
7	15	HI JULES Samantha Collett	1	68.7	0:06.06	1:02.15 [7] (0:06.06)	0:56.09 [2] (0:10.86)	0:45.23 [3] (0:10.81)	0:34.42 [3] (0:11.14)	0:23.28 [5] (0:11.39)	0:11.89 [7] (0:11.89)	0.25L	0:34.42	-3
8	18	MARGOT'S BULLSEYE Martin Harley	16	68.5	0:06.41	1:02.20 [8] (0:06.41)	0:55.79 [12] (0:11.10)	0:44.69 [11] (0:10.93)	0:33.76 [11] (0:11.04)	0:22.72 [10] (0:11.17)	0:11.55 [9] (0:11.55)	1.05L	0:33.76	+4
9	11	DASHING HOPE Mark Du Plessis	7	68.2	0:06.22	1:02.89 [9] (0:06.22)	0:56.67 [5] (0:11.09)	0:45.58 [8] (0:10.93)	0:34.65 [8] (0:11.13)	0:23.52 [9] (0:11.54)	0:11.98 [10] (0:11.98)	3.21L	0:34.65	+2
10	20	TAKING FLIGHT Jake Bayliss	2	68.5	0:06.11	1:02.94 [10] (0:06.11)	0:56.83 [3] (0:10.60)	0:46.23 [1] (0:10.81)	0:35.42 [1] (0:11.06)	0:24.36 [1] (0:11.61)	0:12.75 [4] (0:12.75)	0.58L	0:35.42	-6

Scratched: Rock Composer (#4), Hurricane Harlow (#9), Strong Martini (#10), Vesper Lynd (#12), Perigean (#2), Tessatori (#13), Gold Academy (#14), Costner (#19), Zephyrz Zoom (#17)

[] Ranking at each section and finish
 -:-:- No data available at this section
 NA No data available
 SCN Saddle cloth number
 DNF Did not finish
 DNT Did not track



Ipswich QLD Professional
Race 3: AUSTRALIAN INDUSTRY TRADE COLLEGE Maiden Handicap -
1100m
15 May 2024 - 13:45



Track Rating: Good 4, Weather: Overcast, Rail Position: +4m Entire

Section		Overall	1000m	800m	600m	400m	200m	Last 600m					
Field Times		1:01.31 (0:06.05)	0:55.26 (0:10.66)	0:44.60 (0:10.81)	0:33.79 (0:11.06)	0:22.73 (0:11.36)	0:11.37 (0:11.37)	0:33.79					
Rank	TAB Horse/Jockey	Barrier	Top Speed [km/h]	Fastest Section	Margin						Distance Travelled [m]		
11	21 BEAU MONDE Noriyuki Masuda	20	66.9 1000m	0:06.28 Overall	1:03.08 [11] (0:06.28)	0:56.80 [8] (0:11.13)	0:45.67 [9] (0:11.18)	0:34.49 [12] (0:11.12)	0:23.37 [12] (0:11.33)	0:12.04 [11] (0:12.04)	1.18L	0:34.49	+4
12	6 MERRON MOLLY Wanderson D'Avila	19	67.8 800m	0:06.39 Overall	1:03.63 [12] (0:06.39)	0:57.24 [11] (0:11.07)	0:46.17 [10] (0:10.89)	0:35.28 [9] (0:11.36)	0:23.92 [11] (0:11.83)	0:12.09 [12] (0:12.09)	2.66L	0:35.28	+5

Scratched: Rock Composer (#4), Hurricane Harlow (#9), Strong Martini (#10), Vesper Lynd (#12), Perigean (#2), Tessatori (#13), Gold Academy (#14), Costner (#19), Zephyrz Zoom (#17)

[] Ranking at each section and finish
 -:--:-- No data available at this section
 NA No data available

SCN Saddle cloth number
 DNF Did not finish
 DNT Did not track



Horse/Jockey Name	Rimbaud
Final Rank	1
Fastest Section Time (Section)	0:06.11 (Overall)
Top Speed [km/h] (Section)	68.2 (1000m)
Race State	Finished

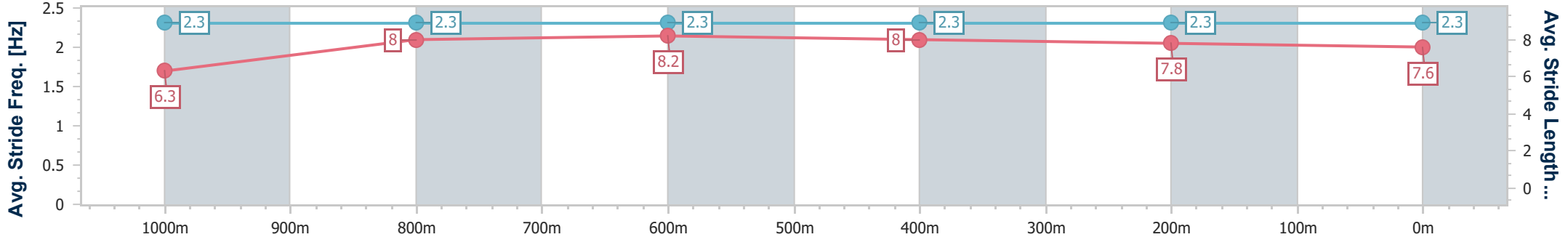
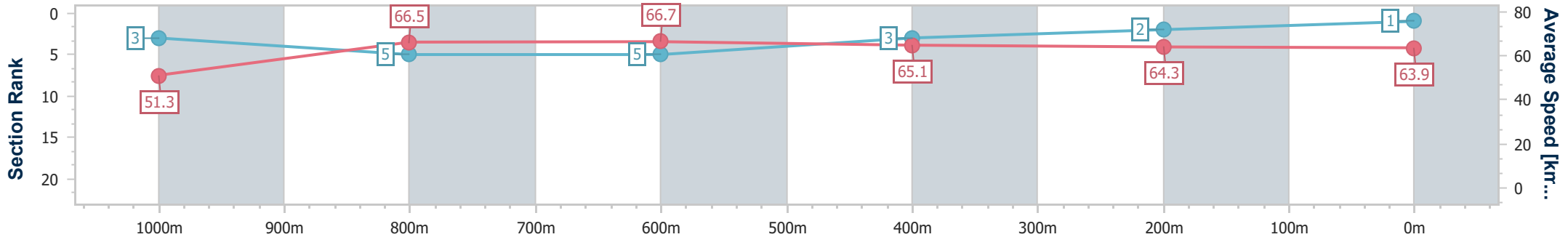


Ipswich QLD Professional
 Race 3: AUSTRALIAN INDUSTRY TRADE COLLEGE Maiden
 Handicap - 1100m
 15 May 2024 - 13:45



Track Rating: Good 4, Weather: Overcast, Rail Position: +4m Entire

Section	Overall	1000m	800m	600m	400m	200m
Section Times	1:01.31 [1] (0:06.11)	0:55.20 [3] (0:10.88)	0:44.32 [5] (0:10.79)	0:33.53 [5] (0:11.02)	0:22.51 [3] (0:11.24)	0:11.27 [2] (0:11.27)
Average Speed [km/h]	51.3	66.5	66.7	65.1	64.3	63.9
Top Speed [km/h]	62.6	68.2	68.2	66.2	65.5	65.5
Avg. Dist. to Rail [m]	4.7	0.8	0.2	0.4	1.7	1.0
Avg. Stride Freq. [Hz]	2.3	2.3	2.3	2.3	2.3	2.3
Avg. Stride Length [m]	6.3	8.0	8.2	8.0	7.8	7.6



- [] Ranking at each section and finish
- .-.- No data available at this section
- NA No data available



Horse/Jockey Name	Impendor
Final Rank	2
Fastest Section Time (Section)	0:06.34 (Overall)
Top Speed [km/h] (Section)	68.4 (1000m)
Race State	Finished

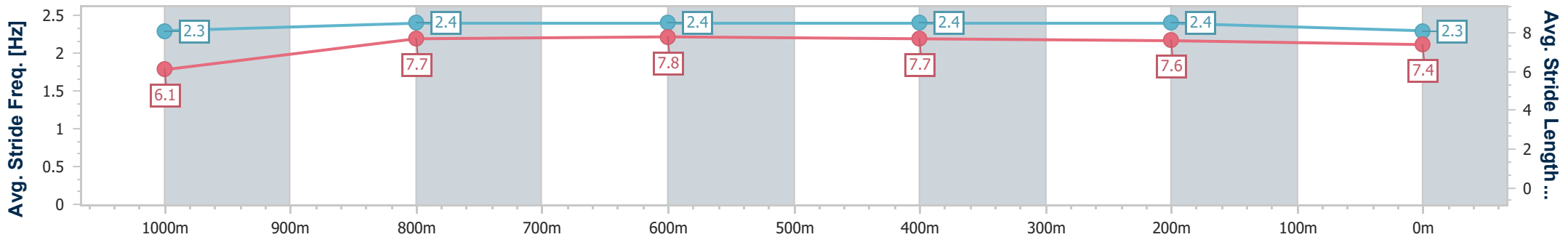
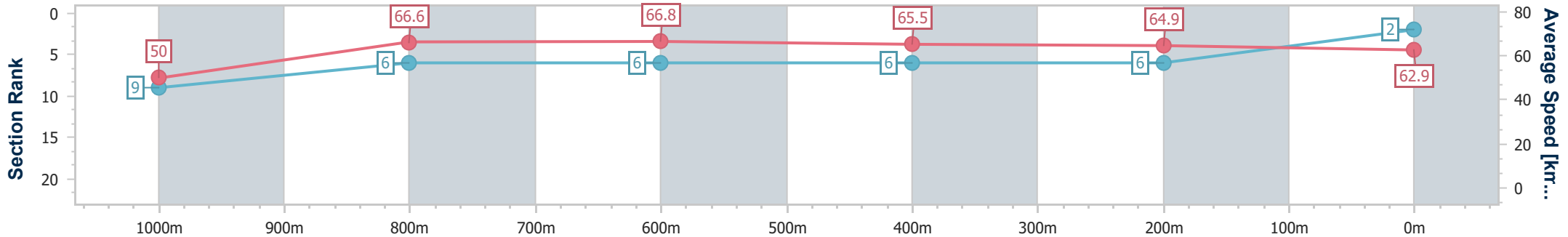


Ipswich QLD Professional
 Race 3: AUSTRALIAN INDUSTRY TRADE COLLEGE Maiden
 Handicap - 1100m
 15 May 2024 - 13:45



Track Rating: Good 4, Weather: Overcast, Rail Position: +4m Entire

Section	Overall	1000m	800m	600m	400m	200m
Section Times	1:01.61 [2] (0:06.34)	0:55.27 [9] (0:10.85)	0:44.42 [6] (0:10.84)	0:33.58 [6] (0:11.03)	0:22.55 [6] (0:11.30)	0:11.35 [6] (0:11.45)
Average Speed [km/h]	50.0	66.6	66.8	65.5	64.9	62.9
Top Speed [km/h]	64.2	68.4	68.4	66.8	65.7	65.0
Avg. Dist. to Rail [m]	7.8	1.8	1.2	1.5	2.9	3.2
Avg. Stride Freq. [Hz]	2.3	2.4	2.4	2.4	2.4	2.3
Avg. Stride Length [m]	6.1	7.7	7.8	7.7	7.6	7.4



- [] Ranking at each section and finish
- .-.- No data available at this section
- NA No data available



Horse/Jockey Name	Board Member
Final Rank	3
Fastest Section Time (Section)	0:06.05 (Overall)
Top Speed [km/h] (Section)	68.0 (1000m)
Race State	Finished

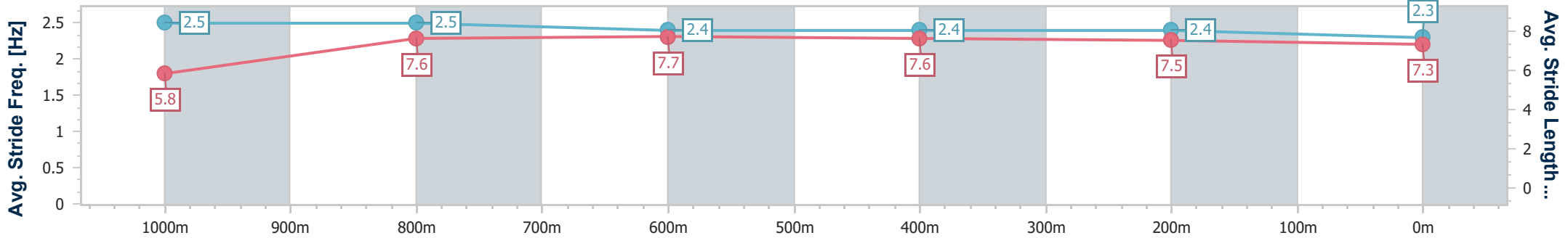
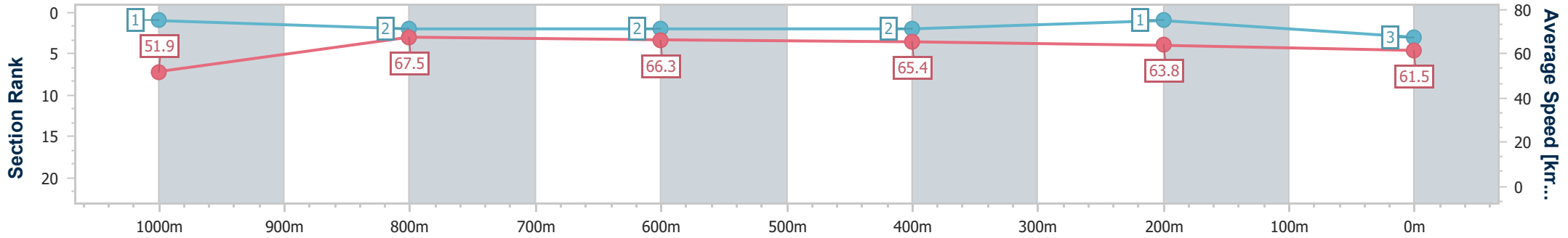


Ipswich QLD Professional
 Race 3: AUSTRALIAN INDUSTRY TRADE COLLEGE Maiden
 Handicap - 1100m
 15 May 2024 - 13:45



Track Rating: Good 4, Weather: Overcast, Rail Position: +4m Entire

Section	Overall	1000m	800m	600m	400m	200m
Section Times	1:01.71 [3] (0:06.05)	0:55.66 [1] (0:10.70)	0:44.96 [2] (0:10.87)	0:34.09 [2] (0:11.01)	0:23.08 [2] (0:11.41)	0:11.77 [1] (0:11.67)
Average Speed [km/h]	51.9	67.5	66.3	65.4	63.8	61.5
Top Speed [km/h]	65.5	68.0	66.9	66.1	64.4	64.1
Avg. Dist. to Rail [m]	8.2	1.6	0.2	0.5	0.9	0.7
Avg. Stride Freq. [Hz]	2.5	2.5	2.4	2.4	2.4	2.3
Avg. Stride Length [m]	5.8	7.6	7.7	7.6	7.5	7.3



- [] Ranking at each section and finish
- .-.- No data available at this section
- NA No data available



Horse/Jockey Name	Glowlight
Final Rank	4
Fastest Section Time (Section)	0:06.36 (Overall)
Top Speed [km/h] (Section)	69.8 (800m)
Race State	Finished

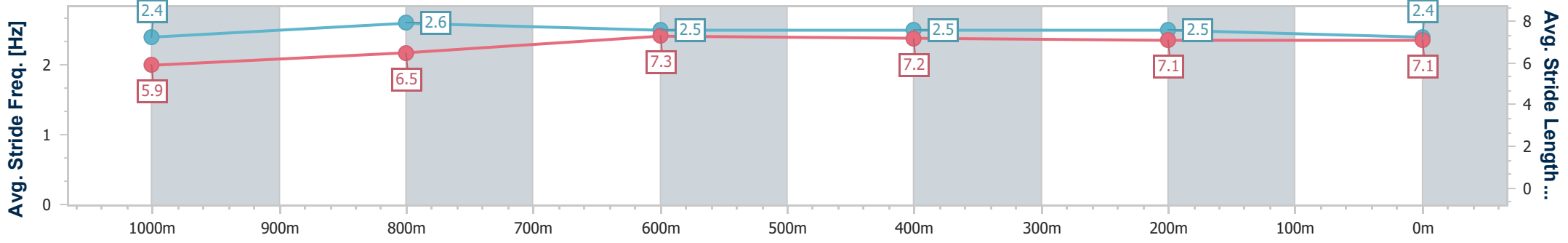
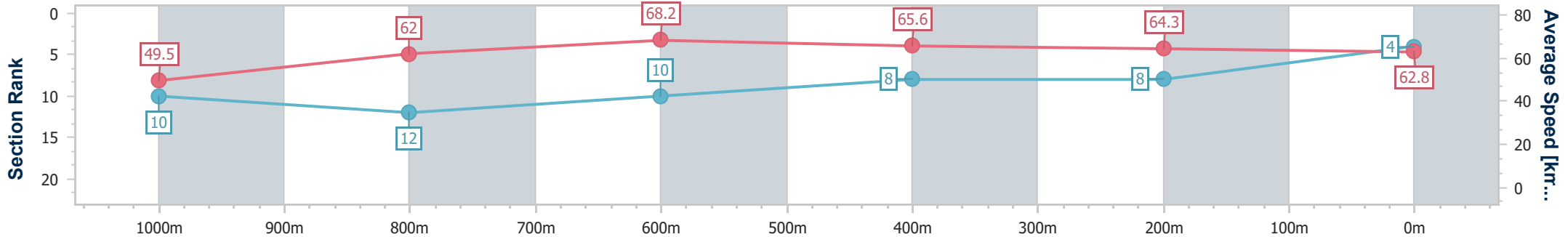


Ipswich QLD Professional
 Race 3: AUSTRALIAN INDUSTRY TRADE COLLEGE Maiden
 Handicap - 1100m
 15 May 2024 - 13:45



Track Rating: Good 4, Weather: Overcast, Rail Position: +4m Entire

Section	Overall	1000m	800m	600m	400m	200m
Section Times	1:01.85 [4] (0:06.36)	0:55.49 [10] (0:11.61)	0:43.88 [12] (0:10.44)	0:33.44 [10] (0:10.92)	0:22.52 [8] (0:11.23)	0:11.39 [8] (0:11.49)
Average Speed [km/h]	49.5	62.0	68.2	65.6	64.3	62.8
Top Speed [km/h]	62.2	68.4	69.8	67.5	65.2	65.0
Avg. Dist. to Rail [m]	5.1	1.7	3.6	1.8	0.6	0.4
Avg. Stride Freq. [Hz]	2.4	2.6	2.5	2.5	2.5	2.4
Avg. Stride Length [m]	5.9	6.5	7.3	7.2	7.1	7.1



- [] Ranking at each section and finish
- .-.- No data available at this section
- NA No data available



Horse/Jockey Name	Belyaev
Final Rank	5
Fastest Section Time (Section)	0:06.28 (Overall)
Top Speed [km/h] (Section)	68.0 (800m)
Race State	Finished

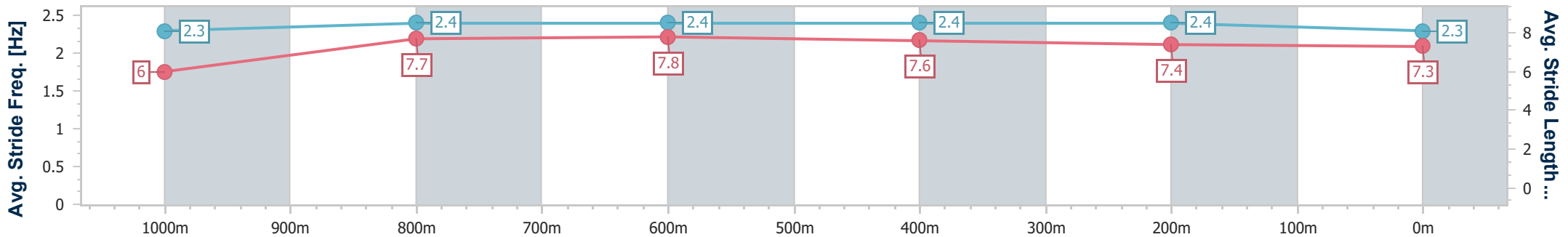
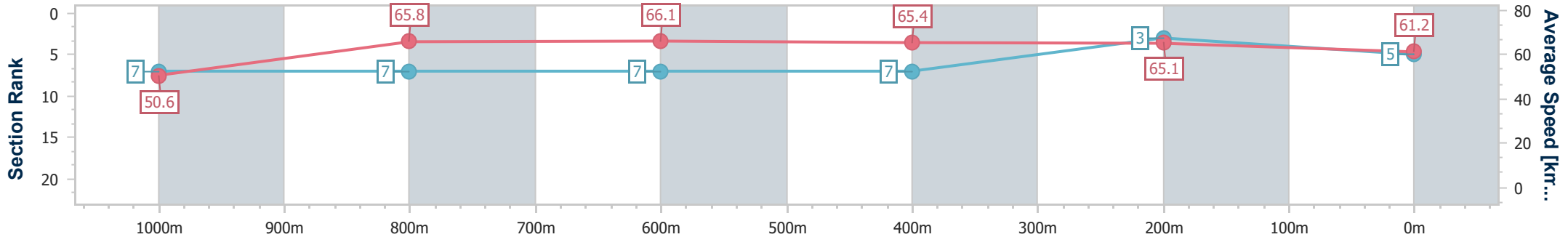


Ipswich QLD Professional
 Race 3: AUSTRALIAN INDUSTRY TRADE COLLEGE Maiden
 Handicap - 1100m
 15 May 2024 - 13:45



Track Rating: Good 4, Weather: Overcast, Rail Position: +4m Entire

Section	Overall	1000m	800m	600m	400m	200m
Section Times	1:01.95 [5] (0:06.28)	0:55.67 [7] (0:10.95)	0:44.72 [7] (0:10.83)	0:33.89 [7] (0:11.02)	0:22.87 [7] (0:11.08)	0:11.79 [3] (0:11.79)
Average Speed [km/h]	50.6	65.8	66.1	65.4	65.1	61.2
Top Speed [km/h]	62.5	67.6	68.0	65.8	66.5	63.8
Avg. Dist. to Rail [m]	4.2	0.5	0.6	0.6	2.2	2.2
Avg. Stride Freq. [Hz]	2.3	2.4	2.4	2.4	2.4	2.3
Avg. Stride Length [m]	6.0	7.7	7.8	7.6	7.4	7.3



- [] Ranking at each section and finish
- .-.- No data available at this section
- NA No data available



Horse/Jockey Name	Mystic Mac
Final Rank	6
Fastest Section Time (Section)	0:06.26 (Overall)
Top Speed [km/h] (Section)	68.6 (1000m)
Race State	Finished

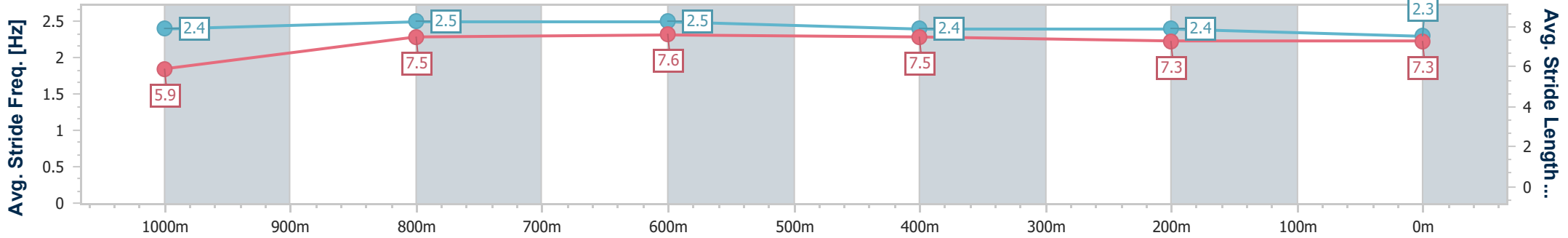
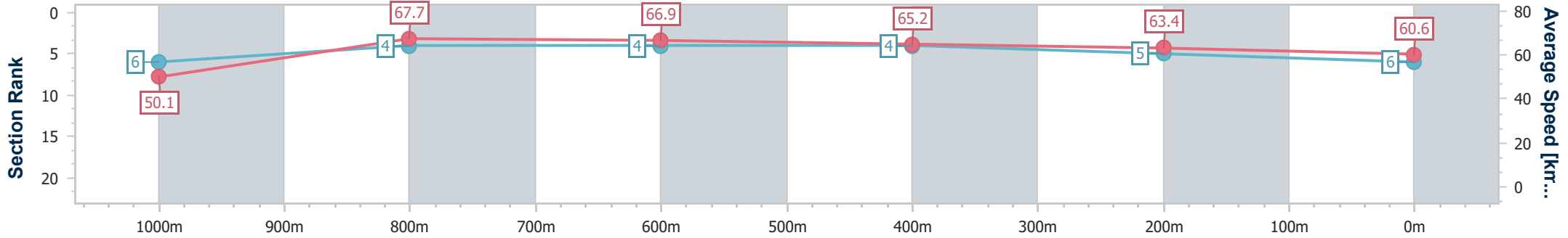


Ipswich QLD Professional
 Race 3: AUSTRALIAN INDUSTRY TRADE COLLEGE Maiden
 Handicap - 1100m
 15 May 2024 - 13:45



Track Rating: Good 4, Weather: Overcast, Rail Position: +4m Entire

Section	Overall	1000m	800m	600m	400m	200m
Section Times	1:02.07 [6] (0:06.26)	0:55.81 [6] (0:10.70)	0:45.11 [4] (0:10.79)	0:34.32 [4] (0:11.05)	0:23.27 [4] (0:11.43)	0:11.84 [5] (0:11.84)
Average Speed [km/h]	50.1	67.7	66.9	65.2	63.4	60.6
Top Speed [km/h]	65.6	68.6	68.3	66.5	64.5	63.3
Avg. Dist. to Rail [m]	9.9	2.5	0.6	0.2	2.2	2.4
Avg. Stride Freq. [Hz]	2.4	2.5	2.5	2.4	2.4	2.3
Avg. Stride Length [m]	5.9	7.5	7.6	7.5	7.3	7.3



- [] Ranking at each section and finish
- .-.- No data available at this section
- NA No data available



Horse/Jockey Name	Hi Jules
Final Rank	7
Fastest Section Time (Section)	0:06.06 (Overall)
Top Speed [km/h] (Section)	68.7 (1000m)
Race State	Finished

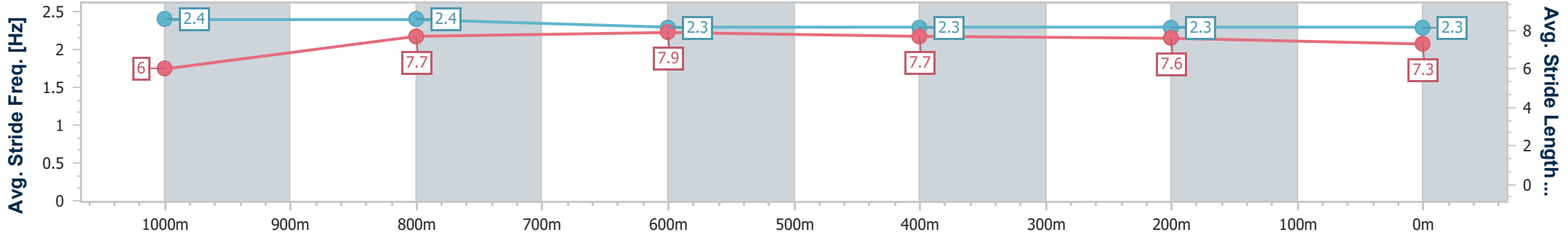
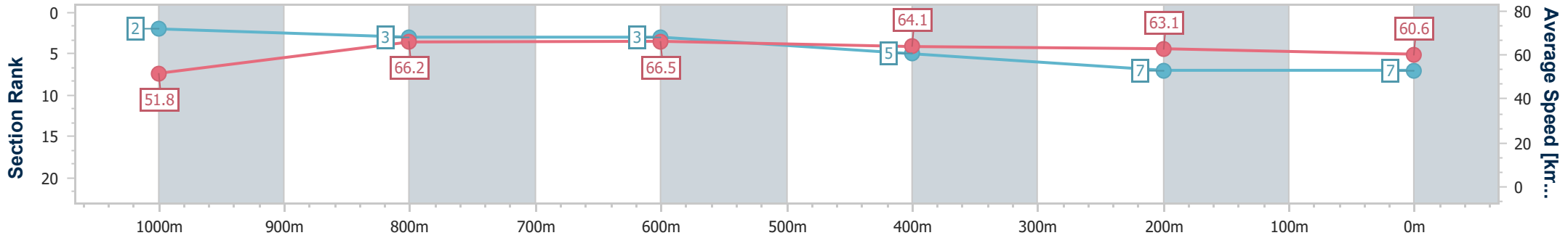


Ipswich QLD Professional
 Race 3: AUSTRALIAN INDUSTRY TRADE COLLEGE Maiden
 Handicap - 1100m
 15 May 2024 - 13:45



Track Rating: Good 4, Weather: Overcast, Rail Position: +4m Entire

Section	Overall	1000m	800m	600m	400m	200m
Section Times	1:02.15 [7] (0:06.06)	0:56.09 [2] (0:10.86)	0:45.23 [3] (0:10.81)	0:34.42 [3] (0:11.14)	0:23.28 [5] (0:11.39)	0:11.89 [7] (0:11.89)
Average Speed [km/h]	51.8	66.2	66.5	64.1	63.1	60.6
Top Speed [km/h]	62.8	68.7	67.6	65.7	64.0	62.6
Avg. Dist. to Rail [m]	1.9	0.5	0.9	1.1	0.9	0.9
Avg. Stride Freq. [Hz]	2.4	2.4	2.3	2.3	2.3	2.3
Avg. Stride Length [m]	6.0	7.7	7.9	7.7	7.6	7.3



- [] Ranking at each section and finish
- .-.- No data available at this section
- NA No data available



Horse/Jockey Name	Margot's Bullseye
Final Rank	8
Fastest Section Time (Section)	0:06.41 (Overall)
Top Speed [km/h] (Section)	68.5 (800m)
Race State	Finished

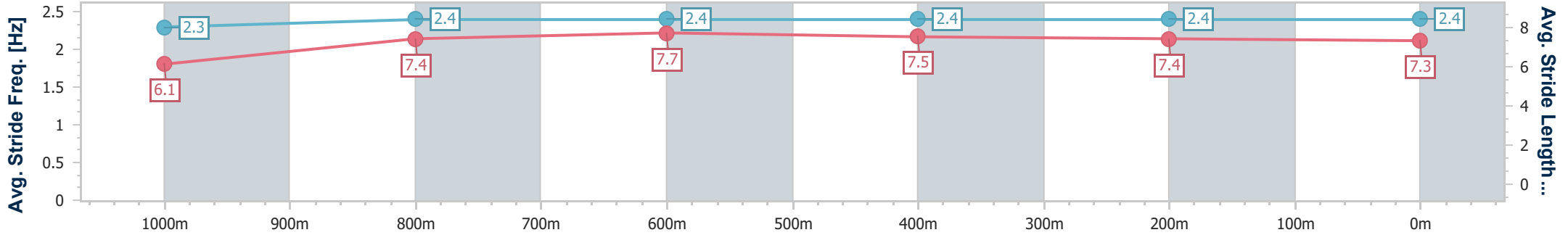
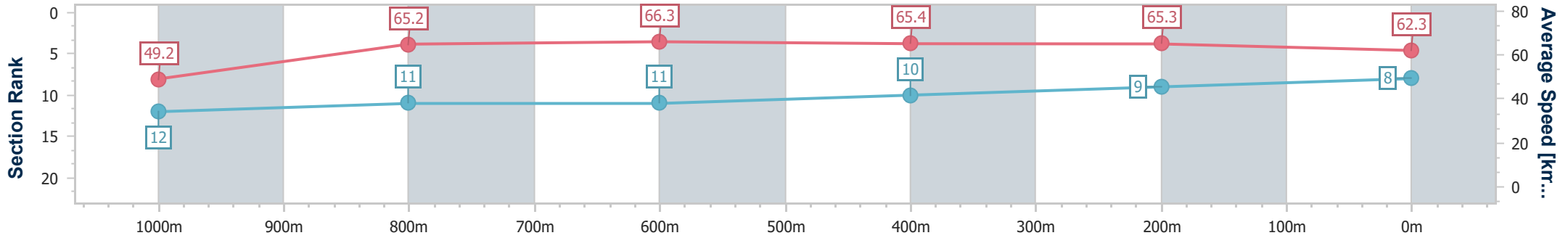


Ipswich QLD Professional
 Race 3: AUSTRALIAN INDUSTRY TRADE COLLEGE Maiden
 Handicap - 1100m
 15 May 2024 - 13:45



Track Rating: Good 4, Weather: Overcast, Rail Position: +4m Entire

Section	Overall	1000m	800m	600m	400m	200m
Section Times	1:02.20 [8] (0:06.41)	0:55.79 [12] (0:11.10)	0:44.69 [11] (0:10.93)	0:33.76 [11] (0:11.04)	0:22.72 [10] (0:11.17)	0:11.55 [9]
Average Speed [km/h]	49.2	65.2	66.3	65.4	65.3	62.3
Top Speed [km/h]	63.1	67.9	68.5	66.4	66.4	64.9
Avg. Dist. to Rail [m]	10.1	1.7	0.8	0.6	4.5	4.6
Avg. Stride Freq. [Hz]	2.3	2.4	2.4	2.4	2.4	2.4
Avg. Stride Length [m]	6.1	7.4	7.7	7.5	7.4	7.3



- [] Ranking at each section and finish
- .-.- No data available at this section
- NA No data available



Horse/Jockey Name	Dashing Hope
Final Rank	9
Fastest Section Time (Section)	0:06.22 (Overall)
Top Speed [km/h] (Section)	68.2 (1000m)
Race State	Finished

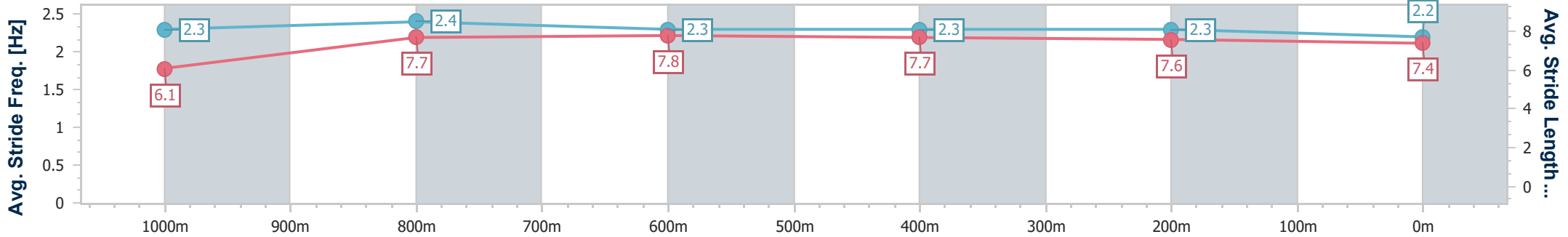
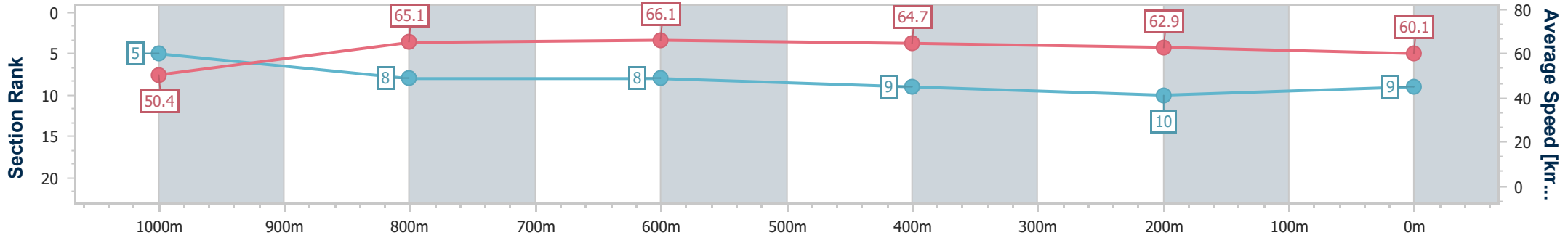


Ipswich QLD Professional
 Race 3: AUSTRALIAN INDUSTRY TRADE COLLEGE Maiden
 Handicap - 1100m
 15 May 2024 - 13:45



Track Rating: Good 4, Weather: Overcast, Rail Position: +4m Entire

Section	Overall	1000m	800m	600m	400m	200m
Section Times	1:02.89 [9] (0:06.22)	0:56.67 [5] (0:11.09)	0:45.58 [8] (0:10.93)	0:34.65 [8] (0:11.13)	0:23.52 [9] (0:11.54)	0:11.98 [10] (0:11.98)
Average Speed [km/h]	50.4	65.1	66.1	64.7	62.9	60.1
Top Speed [km/h]	60.3	68.2	67.5	66.5	63.9	62.0
Avg. Dist. to Rail [m]	6.2	1.0	0.4	0.6	1.9	1.7
Avg. Stride Freq. [Hz]	2.3	2.4	2.3	2.3	2.3	2.2
Avg. Stride Length [m]	6.1	7.7	7.8	7.7	7.6	7.4



- [] Ranking at each section and finish
- .-.- No data available at this section
- NA No data available



Horse/Jockey Name	Taking Flight
Final Rank	10
Fastest Section Time (Section)	0:06.11 (Overall)
Top Speed [km/h] (Section)	68.5 (1000m)
Race State	Finished

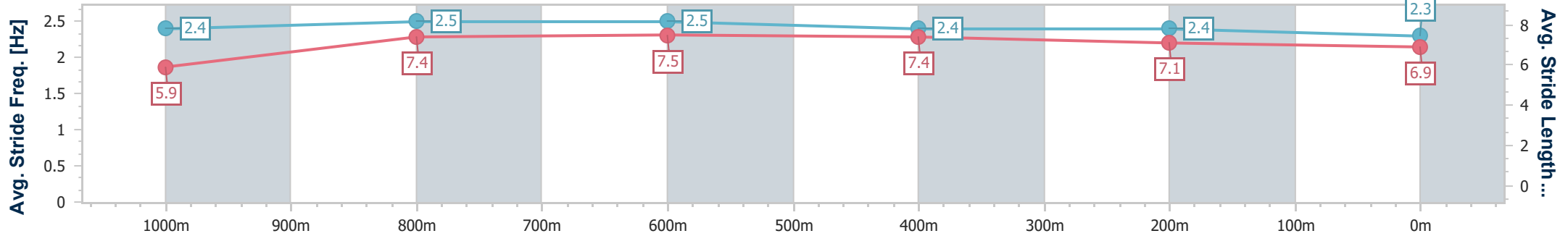
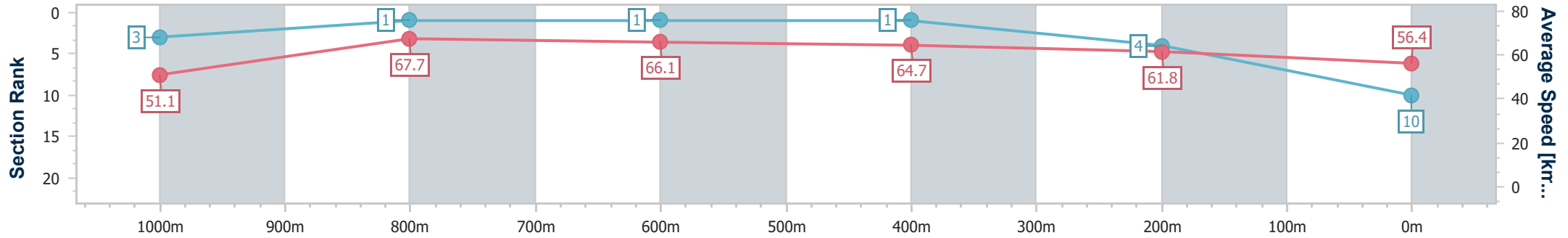


Ipswich QLD Professional
 Race 3: AUSTRALIAN INDUSTRY TRADE COLLEGE Maiden
 Handicap - 1100m
 15 May 2024 - 13:45



Track Rating: Good 4, Weather: Overcast, Rail Position: +4m Entire

Section	Overall	1000m	800m	600m	400m	200m
Section Times	1:02.94 [10] (0:06.11)	0:56.83 [3] (0:10.60)	0:46.23 [1] (0:10.81)	0:35.42 [1] (0:11.06)	0:24.36 [1] (0:11.61)	0:12.75 [4] (0:12.75)
Average Speed [km/h]	51.1	67.7	66.1	64.7	61.8	56.4
Top Speed [km/h]	66.2	68.5	67.4	65.6	63.8	59.8
Avg. Dist. to Rail [m]	2.8	1.0	2.2	2.1	0.9	1.0
Avg. Stride Freq. [Hz]	2.4	2.5	2.5	2.4	2.4	2.3
Avg. Stride Length [m]	5.9	7.4	7.5	7.4	7.1	6.9



- [] Ranking at each section and finish
- .-.- No data available at this section
- NA No data available



Horse/Jockey Name	Beau Monde
Final Rank	11
Fastest Section Time (Section)	0:06.28 (Overall)
Top Speed [km/h] (Section)	66.9 (1000m)
Race State	Finished

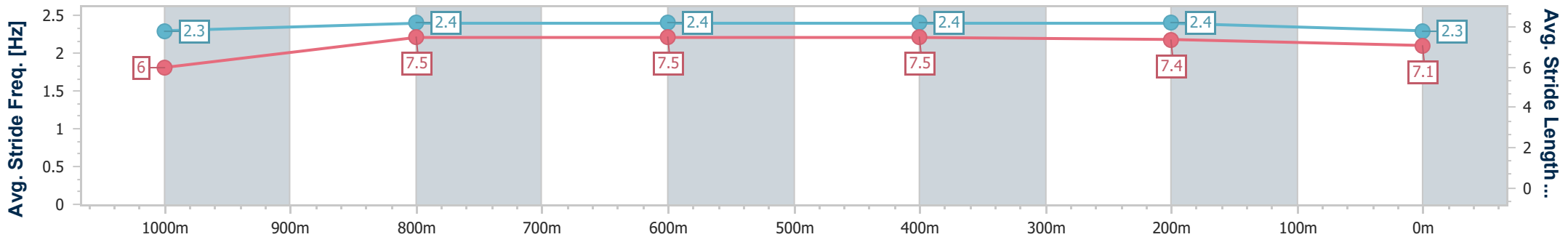
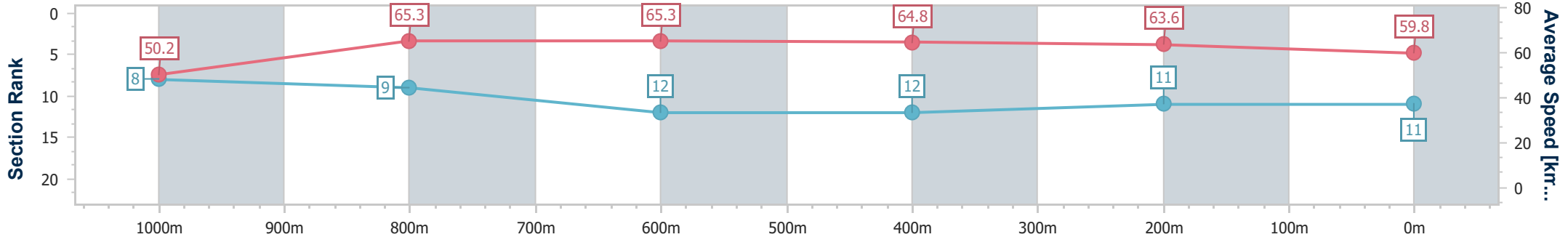


Ipswich QLD Professional
 Race 3: AUSTRALIAN INDUSTRY TRADE COLLEGE Maiden
 Handicap - 1100m
 15 May 2024 - 13:45



Track Rating: Good 4, Weather: Overcast, Rail Position: +4m Entire

Section	Overall	1000m	800m	600m	400m	200m
Section Times	1:03.08 [11] (0:06.28)	0:56.80 [8] (0:11.13)	0:45.67 [9] (0:11.18)	0:34.49 [12] (0:11.12)	0:23.37 [12] (0:11.33)	0:12.04 [11] (0:12.04)
Average Speed [km/h]	50.2	65.3	65.3	64.8	63.6	59.8
Top Speed [km/h]	62.1	66.9	66.5	66.3	65.5	62.1
Avg. Dist. to Rail [m]	14.1	5.8	2.9	0.7	0.8	2.5
Avg. Stride Freq. [Hz]	2.3	2.4	2.4	2.4	2.4	2.3
Avg. Stride Length [m]	6.0	7.5	7.5	7.5	7.4	7.1



- [] Ranking at each section and finish
- .-.- No data available at this section
- NA No data available



Horse/Jockey Name	Merron Molly
Final Rank	12
Fastest Section Time (Section)	0:06.39 (Overall)
Top Speed [km/h] (Section)	67.8 (800m)
Race State	Finished

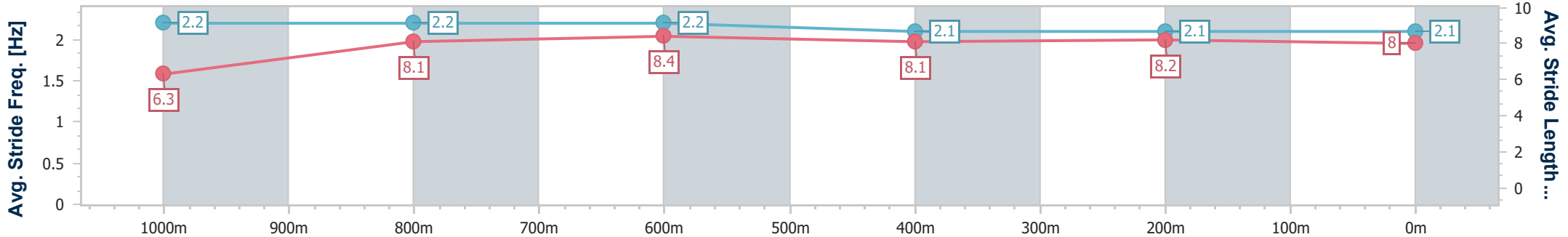
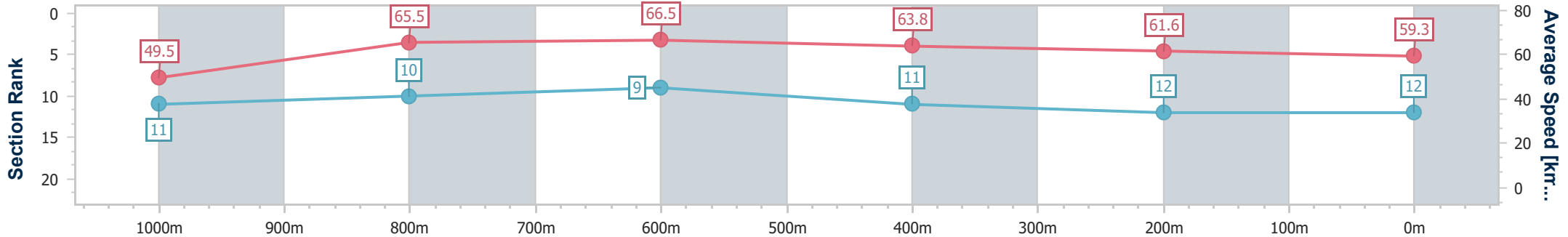


Ipswich QLD Professional
 Race 3: AUSTRALIAN INDUSTRY TRADE COLLEGE Maiden
 Handicap - 1100m
 15 May 2024 - 13:45



Track Rating: Good 4, Weather: Overcast, Rail Position: +4m Entire

Section	Overall	1000m	800m	600m	400m	200m
Section Times	1:03.63 [12] (0:06.39)	0:57.24 [11] (0:11.07)	0:46.17 [10] (0:10.89)	0:35.28 [9] (0:11.36)	0:23.92 [11] (0:11.83)	0:12.09 [12] (0:12.09)
Average Speed [km/h]	49.5	65.5	66.5	63.8	61.6	59.3
Top Speed [km/h]	64.0	67.4	67.8	66.3	61.8	60.9
Avg. Dist. to Rail [m]	11.9	3.6	1.3	1.9	3.0	4.0
Avg. Stride Freq. [Hz]	2.2	2.2	2.2	2.1	2.1	2.1
Avg. Stride Length [m]	6.3	8.1	8.4	8.1	8.2	8.0



- [] Ranking at each section and finish
- .-.- No data available at this section
- NA No data available