



Townsville QLD Professional

Race 2: TOWNSVILLE MAZDA BT50 OPEN Handicap - 1400m

17 May 2024 - 13:35



Track Rating: Good 4, Weather: Fine, Rail Position: +4.5m 1000-W/Post; +3m Remainder

Section		Overall	1200m	1000m	800m	600m	400m	Last 600m				
Field Times		1:22.26 (0:14.44)	1:07.82 (0:11.01)	0:56.81 (0:11.46)	0:45.35 (0:11.29)	0:34.06 (0:11.13)	0:22.93 (0:11.25)	0:34.06				
Rank	TAB Horse/Jockey	Barrier	Top Speed [km/h]	Fastest Section					Distance Travelled [m]			
1	5 INDICTMENT Chris Whiteley	1	65.9 600m	0:11.10 600m	1:22.26 [1] (0:14.67)	1:07.59 [5] (0:11.28)	0:56.31 [5] (0:11.28)	0:45.03 [5] (0:11.27)	0:33.76 [4] (0:11.10)	0:22.66 [3] (0:11.13)	0:33.76	
2	3 INVESTOR Scott Sheargold	5	67.8 400m	0:10.94 400m	1:22.49 [2] (0:14.85)	1:07.64 [7] (0:11.30)	0:56.34 [7] (0:11.34)	0:45.00 [7] (0:11.41)	0:33.59 [7] (0:11.09)	0:22.50 [7] (0:10.94)	0:33.59	+4
3	2 ACROBATIC Chelsea Jokic	4	65.7 600m	0:11.12 600m	1:22.54 [3] (0:14.44)	1:08.10 [1] (0:11.20)	0:56.90 [3] (0:11.30)	0:45.60 [2] (0:11.38)	0:34.22 [2] (0:11.12)	0:23.10 [2] (0:11.21)	0:34.22	+4
4	4 MISS SEATTLE Jackson Murphy	8	67.7 600m	0:11.06 400m	1:22.66 [4] (0:14.80)	1:07.86 [6] (0:11.28)	0:56.58 [6] (0:11.30)	0:45.28 [6] (0:11.42)	0:33.86 [6] (0:11.16)	0:22.70 [6] (0:11.06)	0:33.86	+8
5	6 STICK TO YOUR GUNS Nathan Thomas	7	67.1 1200m	0:10.98 1200m	1:22.71 [5] (0:14.47)	1:08.24 [2] (0:10.98)	0:57.26 [1] (0:11.46)	0:45.80 [1] (0:11.29)	0:34.51 [1] (0:11.13)	0:23.38 [1] (0:11.25)	0:34.51	+0
6	8 VIENNA RAIN Jason Taylor	2	66.3 600m	0:11.05 600m	1:22.74 [6] (0:14.59)	1:08.15 [4] (0:11.14)	0:57.01 [4] (0:11.44)	0:45.57 [4] (0:11.40)	0:34.17 [5] (0:11.05)	0:23.12 [4] (0:11.22)	0:34.17	+6
7	1 PANIAGUA Frank Edwards	3	66.7 1200m	0:11.01 1200m	1:23.40 [7] (0:14.54)	1:08.86 [3] (0:11.01)	0:57.85 [2] (0:11.45)	0:46.40 [3] (0:11.43)	0:34.97 [3] (0:11.36)	0:23.61 [5] (0:11.56)	0:34.97	+9
8	7 TINTINWIN Isabella Teh	6	65.5 1000m	0:11.23 1000m	1:24.22 [8] (0:15.08)	1:09.14 [8] (0:11.50)	0:57.64 [8] (0:11.23)	0:46.41 [8] (0:11.25)	0:35.16 [8] (0:11.35)	0:23.81 [8] (0:11.61)	0:35.16	+1



Townsville QLD Professional

Race 2: TOWNSVILLE MAZDA BT50 OPEN Handicap - 1400m

17 May 2024 - 13:35



Track Rating: Good 4, Weather: Fine, Rail Position: +4.5m 1000-W/Post; +3m Remainder

Section							200m			Last 600m
Field Times							0:11.68			0:34.06
							(0:11.68)			
Rank	TAB	Horse/Jockey	Barrier	Top Speed [km/h]	Fastest Section	Margin			Distance Travelled [m]	
1	5	INDICTMENT Chris Whiteley	1	65.9 600m	0:11.10 600m	0:11.53 [3] (0:11.53)	1:22.26		0:33.76	
2	3	INVESTOR Scott Sheargold	5	67.8 400m	0:10.94 400m	0:11.56 [5] (0:11.56)	1.3L		0:33.59 +4	
3	2	ACROBATIC Chelsea Jokic	4	65.7 600m	0:11.12 600m	0:11.89 [2] (0:11.89)	1.61L		0:34.22 +4	
4	4	MISS SEATTLE Jackson Murphy	8	67.7 600m	0:11.06 400m	0:11.64 [6] (0:11.64)	2.34L		0:33.86 +8	
5	6	STICK TO YOUR GUNS Nathan Thomas	7	67.1 1200m	0:10.98 1200m	0:12.13 [1] (0:12.13)	2.59L		0:34.51 +0	
6	8	VIENNA RAIN Jason Taylor	2	66.3 600m	0:11.05 600m	0:11.90 [4] (0:11.90)	2.82L		0:34.17 +6	
7	1	PANIAGUA Frank Edwards	3	66.7 1200m	0:11.01 1200m	0:12.05 [7] (0:12.05)	6.67L		0:34.97 +9	
8	7	TINTINWIN Isabella Teh	6	65.5 1000m	0:11.23 1000m	0:12.20 [8] (0:12.20)	11.53L		0:35.16 +1	



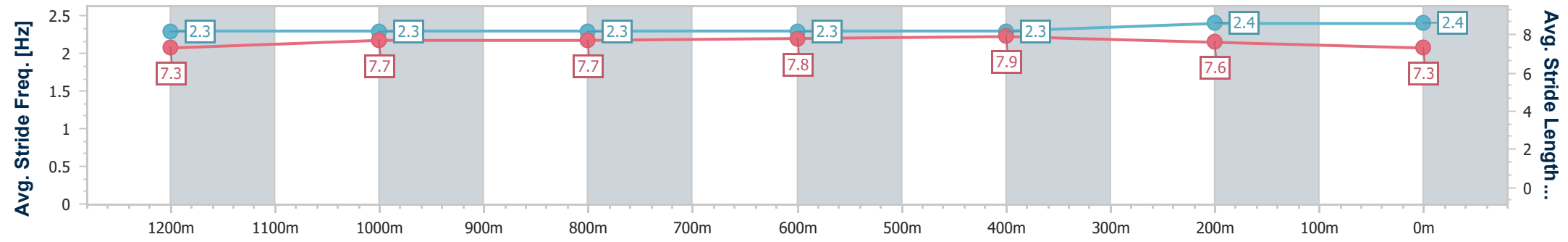
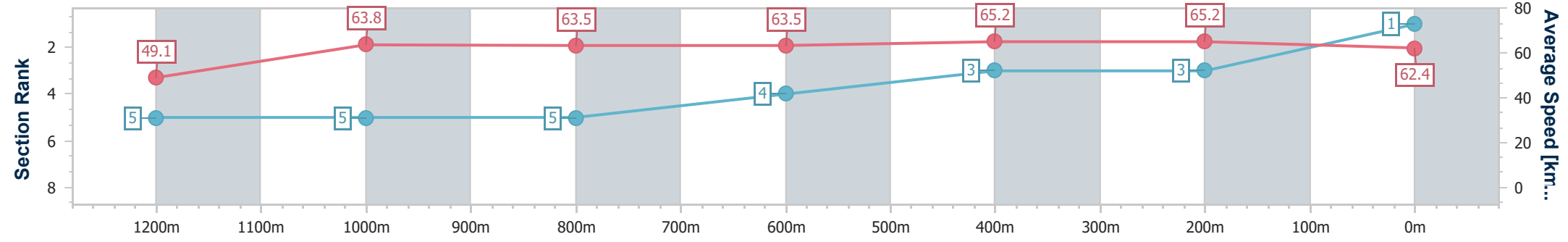
Horse/Jockey Name	Indictment
Final Rank	1
Fastest Section Time (Section)	0:11.10 (600m)
Top Speed [km/h] (Section)	65.9 (600m)
Race State	Finished



Townsville QLD Professional
 Race 2: TOWNSVILLE MAZDA BT50 OPEN Handicap - 1400m
 17 May 2024 - 13:35
 Track Rating: Good 4, Weather: Fine, Rail Position: +4.5m 1000-
 W/Post; +3m Remainder



Section	Overall	1200m	1000m	800m	600m	400m	200m
Section Times	1:22.26 [1] (0:14.67)	1:07.59 [5] (0:11.28)	0:56.31 [5] (0:11.28)	0:45.03 [5] (0:11.27)	0:33.76 [4] (0:11.10)	0:22.66 [3] (0:11.13)	0:11.53 [3] (0:11.53)
Average Speed [km/h]	49.1	63.8	63.5	63.5	65.2	65.2	62.4
Top Speed [km/h]	63.1	64.8	64.6	64.7	65.9	65.6	65.4
Avg. Dist. to Rail [m]	1.2	0.6	1.3	0.7	1.2	4.6	7.5
Avg. Stride Freq. [Hz]	2.3	2.3	2.3	2.3	2.3	2.4	2.4
Avg. Stride Length [m]	7.3	7.7	7.7	7.8	7.9	7.6	7.3



- [] Ranking at each section and finish
- .-.- No data available at this section
- NA No data available



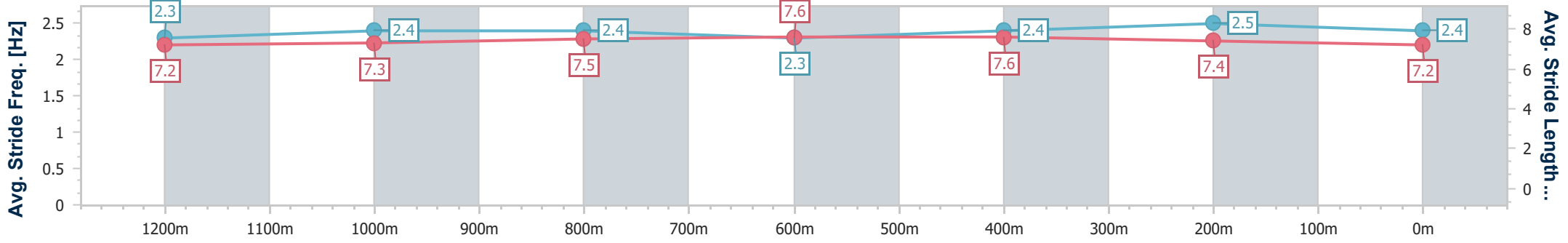
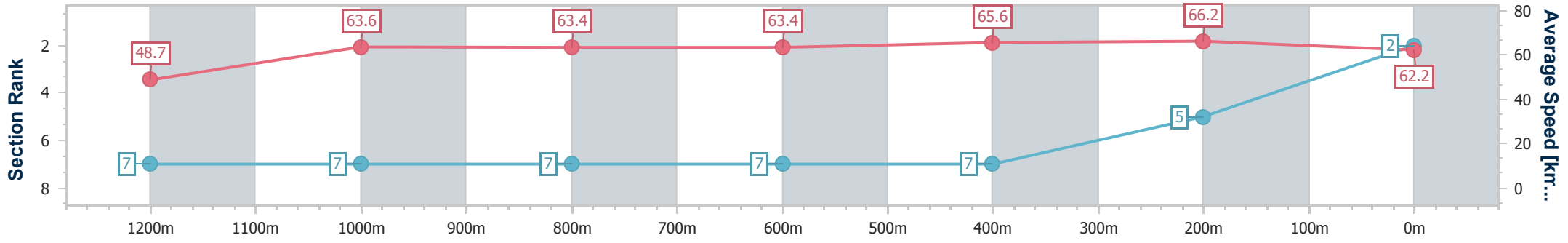
Horse/Jockey Name	Investor
Final Rank	2
Fastest Section Time (Section)	0:10.94 (400m)
Top Speed [km/h] (Section)	67.8 (400m)
Race State	Finished



Townsville QLD Professional
 Race 2: TOWNSVILLE MAZDA BT50 OPEN Handicap - 1400m
 17 May 2024 - 13:35
 Track Rating: Good 4, Weather: Fine, Rail Position: +4.5m 1000-
 W/Post; +3m Remainder



Section	Overall	1200m	1000m	800m	600m	400m	200m
Section Times	1:22.49 [2] (0:14.85)	1:07.64 [7] (0:11.30)	0:56.34 [7] (0:11.34)	0:45.00 [7] (0:11.41)	0:33.59 [7] (0:11.09)	0:22.50 [7] (0:10.94)	0:11.56 [5] (0:11.56)
Average Speed [km/h]	48.7	63.6	63.4	63.4	65.6	66.2	62.2
Top Speed [km/h]	62.2	65.6	64.5	65.0	66.6	67.8	65.1
Avg. Dist. to Rail [m]	4.0	0.8	0.5	1.2	2.0	4.6	7.4
Avg. Stride Freq. [Hz]	2.3	2.4	2.4	2.3	2.4	2.5	2.4
Avg. Stride Length [m]	7.2	7.3	7.5	7.6	7.6	7.4	7.2



- [] Ranking at each section and finish
- .-.- No data available at this section
- NA No data available



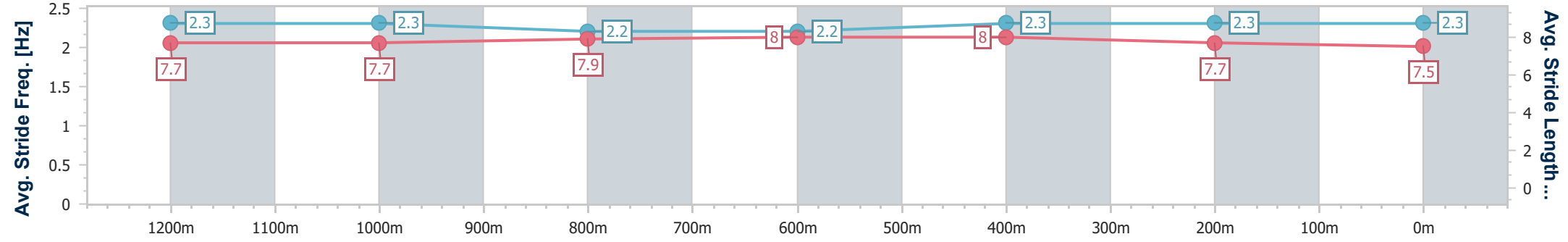
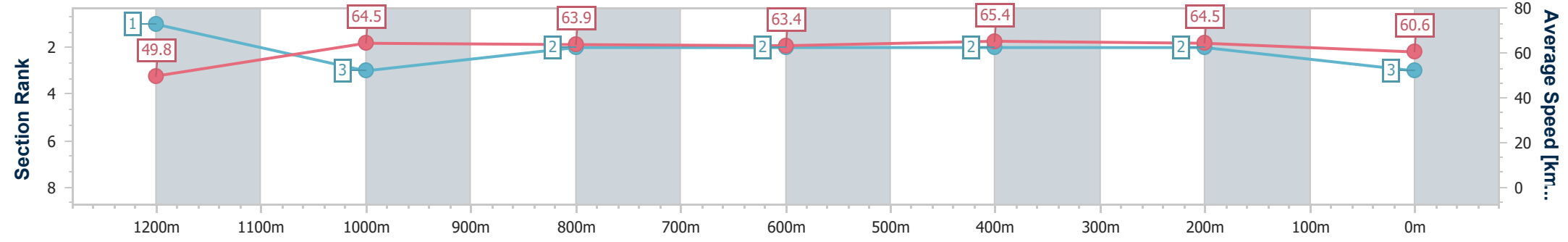
Horse/Jockey Name	Acrobatic
Final Rank	3
Fastest Section Time (Section)	0:11.12 (600m)
Top Speed [km/h] (Section)	65.7 (600m)
Race State	Finished



Townsville QLD Professional
 Race 2: TOWNSVILLE MAZDA BT50 OPEN Handicap - 1400m
 17 May 2024 - 13:35
 Track Rating: Good 4, Weather: Fine, Rail Position: +4.5m 1000-
 W/Post; +3m Remainder



Section	Overall	1200m	1000m	800m	600m	400m	200m
Section Times	1:22.54 [3] (0:14.44)	1:08.10 [1] (0:11.20)	0:56.90 [3] (0:11.30)	0:45.60 [2] (0:11.38)	0:34.22 [2] (0:11.12)	0:23.10 [2] (0:11.21)	0:11.89 [2] (0:11.89)
Average Speed [km/h]	49.8	64.5	63.9	63.4	65.4	64.5	60.6
Top Speed [km/h]	64.0	65.2	65.3	64.6	65.7	65.4	63.2
Avg. Dist. to Rail [m]	4.2	0.9	0.7	0.8	1.7	4.1	5.5
Avg. Stride Freq. [Hz]	2.3	2.3	2.2	2.2	2.3	2.3	2.3
Avg. Stride Length [m]	7.7	7.7	7.9	8.0	8.0	7.7	7.5



- [] Ranking at each section and finish
- .-.- No data available at this section
- NA No data available



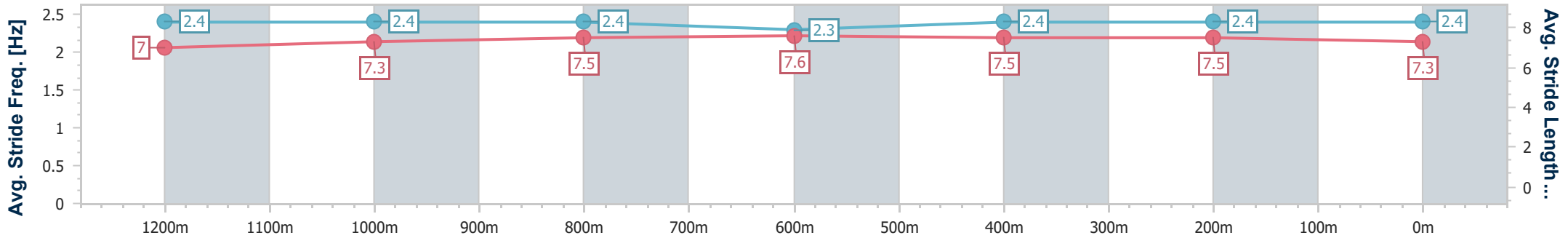
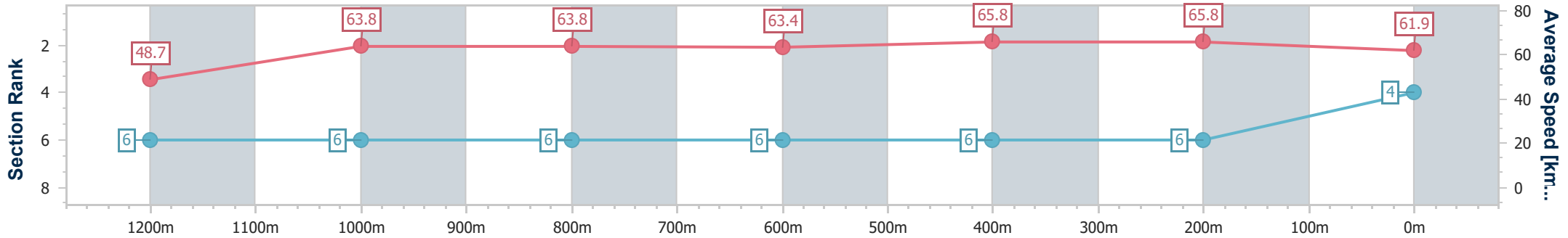
Horse/Jockey Name	Miss Seattle
Final Rank	4
Fastest Section Time (Section)	0:11.06 (400m)
Top Speed [km/h] (Section)	67.7 (600m)
Race State	Finished



Townsville QLD Professional
 Race 2: TOWNSVILLE MAZDA BT50 OPEN Handicap - 1400m
 17 May 2024 - 13:35
 Track Rating: Good 4, Weather: Fine, Rail Position: +4.5m 1000-
 W/Post; +3m Remainder



Section	Overall	1200m	1000m	800m	600m	400m	200m
Section Times	1:22.66 [4] (0:14.80)	1:07.86 [6] (0:11.28)	0:56.58 [6] (0:11.30)	0:45.28 [6] (0:11.42)	0:33.86 [6] (0:11.16)	0:22.70 [6] (0:11.06)	0:11.64 [6] (0:11.64)
Average Speed [km/h]	48.7	63.8	63.8	63.4	65.8	65.8	61.9
Top Speed [km/h]	62.2	65.7	65.0	64.1	67.7	66.8	64.6
Avg. Dist. to Rail [m]	7.0	2.0	0.5	1.0	3.9	7.4	10.6
Avg. Stride Freq. [Hz]	2.4	2.4	2.4	2.3	2.4	2.4	2.4
Avg. Stride Length [m]	7.0	7.3	7.5	7.6	7.5	7.5	7.3



- [] Ranking at each section and finish
- .-.- No data available at this section
- NA No data available



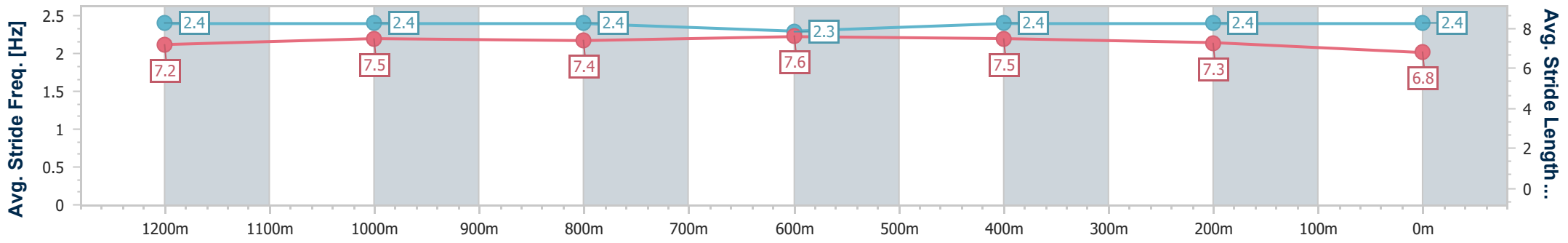
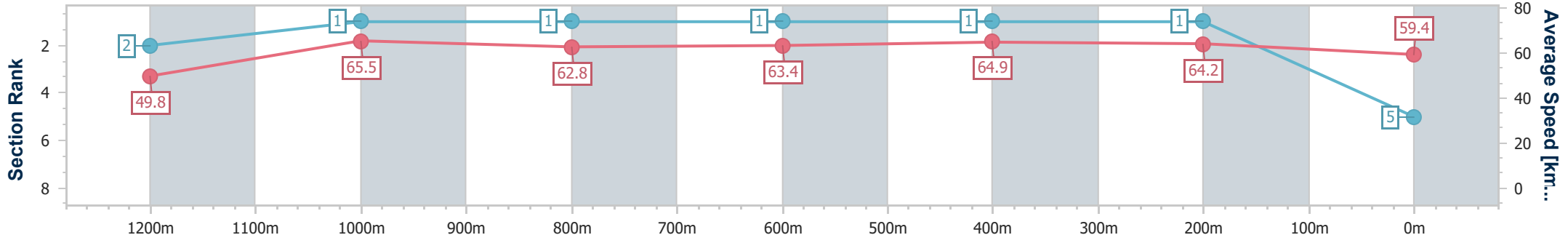
Horse/Jockey Name	Stick To Your Guns
Final Rank	5
Fastest Section Time (Section)	0:10.98 (1200m)
Top Speed [km/h] (Section)	67.1 (1200m)
Race State	Finished



Townsville QLD Professional
 Race 2: TOWNSVILLE MAZDA BT50 OPEN Handicap - 1400m
 17 May 2024 - 13:35
 Track Rating: Good 4, Weather: Fine, Rail Position: +4.5m 1000-
 W/Post; +3m Remainder



Section	Overall	1200m	1000m	800m	600m	400m	200m
Section Times	1:22.71 [5] (0:14.47)	1:08.24 [2] (0:10.98)	0:57.26 [1] (0:11.46)	0:45.80 [1] (0:11.29)	0:34.51 [1] (0:11.13)	0:23.38 [1] (0:11.25)	0:12.13 [1] (0:12.13)
Average Speed [km/h]	49.8	65.5	62.8	63.4	64.9	64.2	59.4
Top Speed [km/h]	65.5	67.1	64.0	65.1	65.7	65.9	62.9
Avg. Dist. to Rail [m]	6.3	2.8	0.7	1.2	0.8	2.9	3.9
Avg. Stride Freq. [Hz]	2.4	2.4	2.4	2.3	2.4	2.4	2.4
Avg. Stride Length [m]	7.2	7.5	7.4	7.6	7.5	7.3	6.8



- [] Ranking at each section and finish
- .-.- No data available at this section
- NA No data available



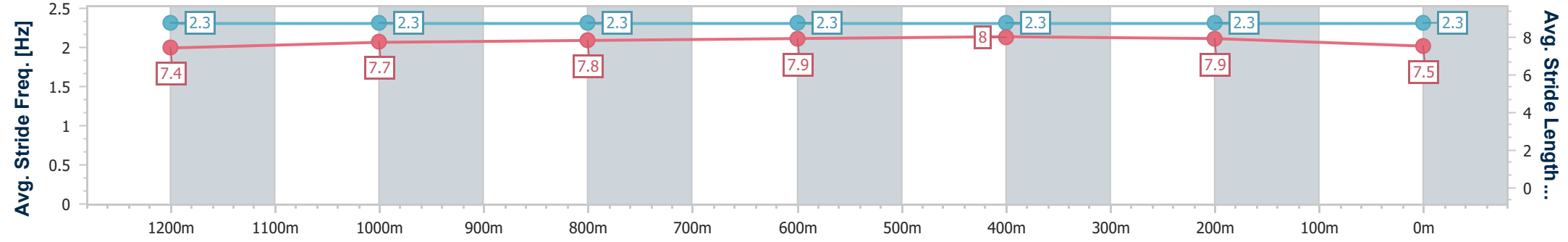
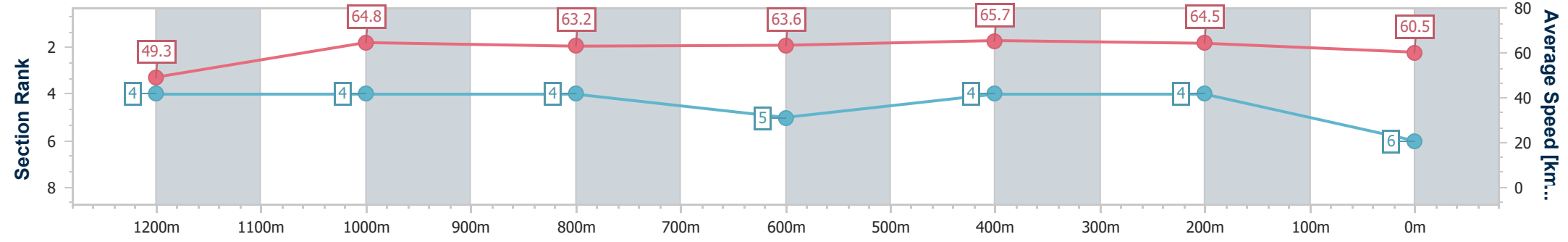
Horse/Jockey Name	Vienna Rain
Final Rank	6
Fastest Section Time (Section)	0:11.05 (600m)
Top Speed [km/h] (Section)	66.3 (600m)
Race State	Finished



Townsville QLD Professional
 Race 2: TOWNSVILLE MAZDA BT50 OPEN Handicap - 1400m
 17 May 2024 - 13:35
 Track Rating: Good 4, Weather: Fine, Rail Position: +4.5m 1000-
 W/Post; +3m Remainder



Section	Overall	1200m	1000m	800m	600m	400m	200m
Section Times	1:22.74 [6] (0:14.59)	1:08.15 [4] (0:11.14)	0:57.01 [4] (0:11.44)	0:45.57 [4] (0:11.40)	0:34.17 [5] (0:11.05)	0:23.12 [4] (0:11.22)	0:11.90 [4] (0:11.90)
Average Speed [km/h]	49.3	64.8	63.2	63.6	65.7	64.5	60.5
Top Speed [km/h]	64.0	65.9	64.0	64.7	66.3	65.5	63.0
Avg. Dist. to Rail [m]	2.3	2.5	1.3	1.1	1.9	4.7	7.4
Avg. Stride Freq. [Hz]	2.3	2.3	2.3	2.3	2.3	2.3	2.3
Avg. Stride Length [m]	7.4	7.7	7.8	7.9	8.0	7.9	7.5



- [] Ranking at each section and finish
- .-.- No data available at this section
- NA No data available



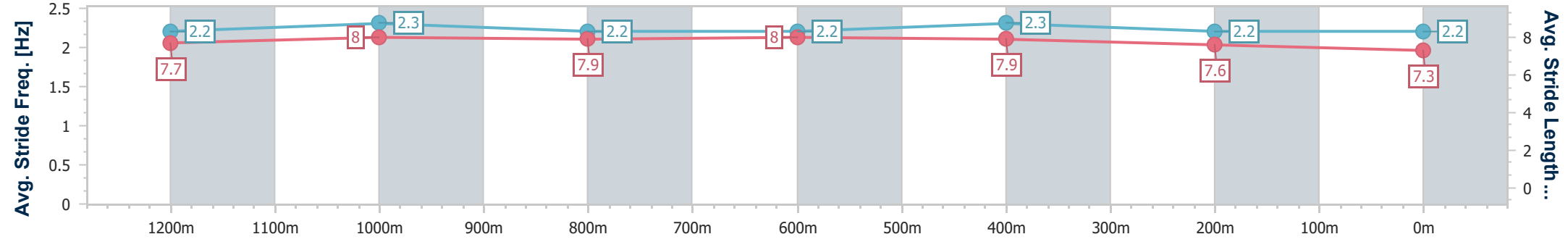
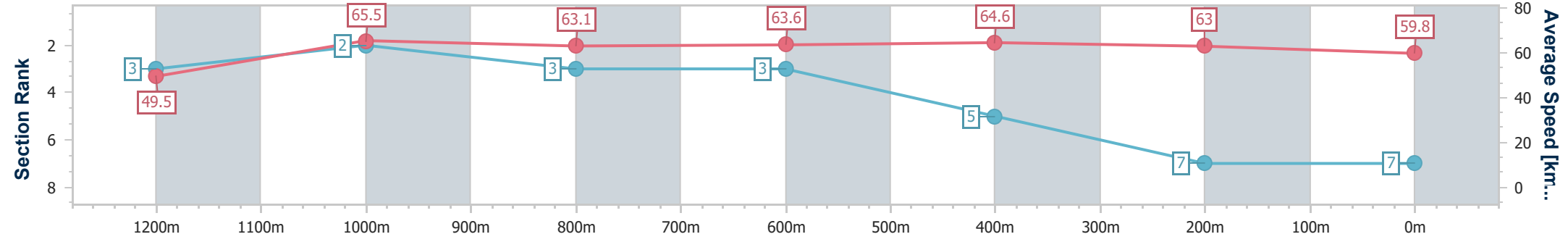
Horse/Jockey Name	Paniagua
Final Rank	7
Fastest Section Time (Section)	0:11.01 (1200m)
Top Speed [km/h] (Section)	66.7 (1200m)
Race State	Finished



Townsville QLD Professional
 Race 2: TOWNSVILLE MAZDA BT50 OPEN Handicap - 1400m
 17 May 2024 - 13:35
 Track Rating: Good 4, Weather: Fine, Rail Position: +4.5m 1000-
 W/Post; +3m Remainder



Section	Overall	1200m	1000m	800m	600m	400m	200m
Section Times	1:23.40 [7] (0:14.54)	1:08.86 [3] (0:11.01)	0:57.85 [2] (0:11.45)	0:46.40 [3] (0:11.43)	0:34.97 [3] (0:11.36)	0:23.61 [5] (0:11.56)	0:12.05 [7] (0:12.05)
Average Speed [km/h]	49.5	65.5	63.1	63.6	64.6	63.0	59.8
Top Speed [km/h]	64.5	66.7	65.0	64.6	65.0	64.5	62.3
Avg. Dist. to Rail [m]	3.7	2.3	0.8	2.0	3.9	6.4	8.0
Avg. Stride Freq. [Hz]	2.2	2.3	2.2	2.2	2.3	2.2	2.2
Avg. Stride Length [m]	7.7	8.0	7.9	8.0	7.9	7.6	7.3



- [] Ranking at each section and finish
- .-.- No data available at this section
- NA No data available



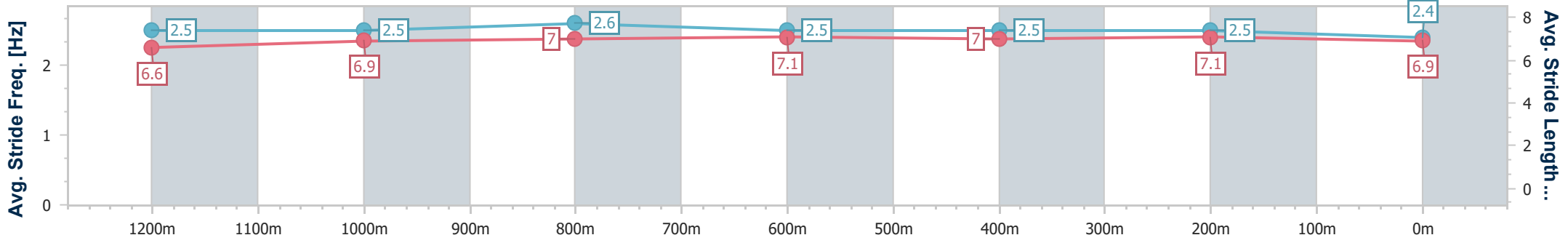
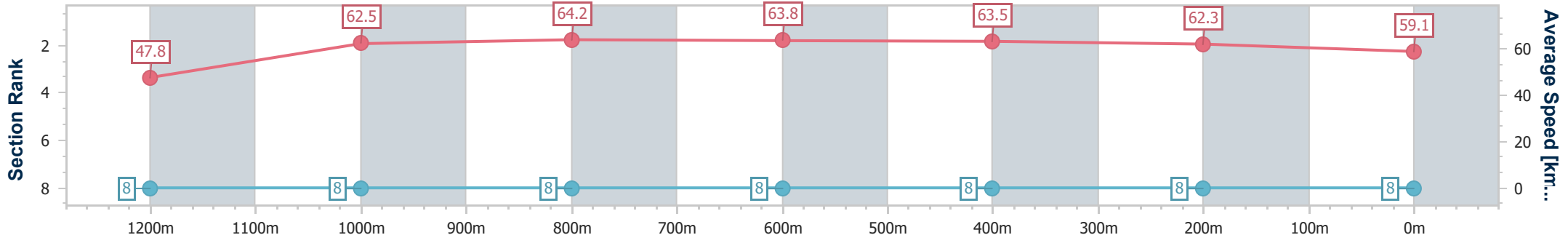
Horse/Jockey Name	Tintinwin
Final Rank	8
Fastest Section Time (Section)	0:11.23 (1000m)
Top Speed [km/h] (Section)	65.5 (1000m)
Race State	Finished



Townsville QLD Professional
 Race 2: TOWNSVILLE MAZDA BT50 OPEN Handicap - 1400m
 17 May 2024 - 13:35
 Track Rating: Good 4, Weather: Fine, Rail Position: +4.5m 1000-
 W/Post; +3m Remainder



Section	Overall	1200m	1000m	800m	600m	400m	200m
Section Times	1:24.22 [8] (0:15.08)	1:09.14 [8] (0:11.50)	0:57.64 [8] (0:11.23)	0:46.41 [8] (0:11.25)	0:35.16 [8] (0:11.35)	0:23.81 [8] (0:11.61)	0:12.20 [8] (0:12.20)
Average Speed [km/h]	47.8	62.5	64.2	63.8	63.5	62.3	59.1
Top Speed [km/h]	63.1	63.8	65.5	64.3	64.1	63.9	61.5
Avg. Dist. to Rail [m]	5.3	2.0	0.4	0.7	0.8	3.6	4.2
Avg. Stride Freq. [Hz]	2.5	2.5	2.6	2.5	2.5	2.5	2.4
Avg. Stride Length [m]	6.6	6.9	7.0	7.1	7.0	7.1	6.9



- [] Ranking at each section and finish
- .-.- No data available at this section
- NA No data available