



Townsville QLD Professional

Race 4: LADBROKE IT! BENCHMARK 55 Handicap - 1609m



17 May 2024 - 14:46

Track Rating: Good 4, Weather: Fine, Rail Position: +4.5m 1000-W/Post; +3m Remainder

Section	Field Times													
Overall	1400m	1200m	1000m	800m	600m	400m	Last 600m							
1:37.16 (0:15.07)	1:22.09 (0:11.05)	1:11.04 (0:11.17)	0:59.87 (0:11.35)	0:48.52 (0:11.42)	0:37.10 (0:11.97)	0:25.13 (0:12.22)	0:37.10							
Rank	TAB	Horse/Jockey	Barrier	Top Speed [km/h]	Fastest Section								Distance Travelled [m]	
1	4	CENTRAL PARK Adrian Layt	3	67.3 800m	0:11.04 800m	1:37.16 [1] (0:15.43)	1:21.73 [5] (0:11.34)	1:10.39 [6] (0:11.42)	0:58.97 [6] (0:11.14)	0:47.83 [5] (0:11.04)	0:36.79 [4] (0:11.66)	0:25.13 [1] (0:12.22)	0:36.79	
2	2	SPECIALTIE Ashley Butler	2	66.9 800m	0:11.13 800m	1:37.32 [2] (0:15.26)	1:22.06 [4] (0:11.31)	1:10.75 [4] (0:11.45)	0:59.30 [4] (0:11.21)	0:48.09 [4] (0:11.13)	0:36.96 [3] (0:11.86)	0:25.10 [5] (0:12.26)	0:36.96	-3
3	10	MELANIN Tyler Leslight	10	66.2 1000m	0:11.03 800m	1:37.37 [3] (0:16.09)	1:21.28 [10] (0:11.36)	1:09.92 [10] (0:11.64)	0:58.28 [10] (0:11.21)	0:47.07 [9] (0:11.03)	0:36.04 [9] (0:11.35)	0:24.69 [9] (0:12.03)	0:36.04	-14
4	8	LADY OF FORTUNE Justin Stanley	6	67.0 800m	0:11.03 800m	1:37.53 [4] (0:15.55)	1:21.98 [6] (0:11.54)	1:10.44 [7] (0:11.54)	0:58.90 [7] (0:11.26)	0:47.64 [8] (0:11.03)	0:36.61 [8] (0:11.54)	0:25.07 [6] (0:12.06)	0:36.61	-1
5	9	IT'S BEEN A TREK Graham Kliese	8	66.1 1400m	0:11.23 800m	1:37.68 [5] (0:15.13)	1:22.55 [2] (0:11.25)	1:11.30 [3] (0:11.38)	0:59.92 [3] (0:11.42)	0:48.50 [3] (0:11.23)	0:37.27 [5] (0:11.79)	0:25.48 [4] (0:12.65)	0:37.27	-2
6	6	BOLD SPLENDOR Cody Collis	4	68.0 800m	0:10.98 800m	1:37.69 [6] (0:15.71)	1:21.98 [9] (0:11.43)	1:10.55 [8] (0:11.49)	0:59.06 [8] (0:11.23)	0:47.83 [7] (0:10.98)	0:36.85 [7] (0:11.69)	0:25.16 [7] (0:12.37)	0:36.85	-6
7	7	EVERLAST Gabrielle Semmens	9	66.8 800m	0:11.21 1400m	1:38.23 [7] (0:15.56)	1:22.67 [7] (0:11.21)	1:11.46 [5] (0:11.40)	1:00.06 [5] (0:11.30)	0:48.76 [6] (0:11.33)	0:37.43 [6] (0:11.84)	0:25.59 [8] (0:12.46)	0:37.43	+6
8	11	WHISKEY ROW Isabella Teh	1	66.2 800m	0:11.08 1400m	1:38.40 [8] (0:15.21)	1:23.19 [3] (0:11.08)	1:12.11 [2] (0:11.18)	1:00.93 [2] (0:11.49)	0:49.44 [2] (0:11.29)	0:38.15 [2] (0:11.83)	0:26.32 [3] (0:12.64)	0:38.15	-7
9	5	LIFETIME QUEST Chelsea Jokic	7	66.4 1400m	0:11.05 1400m	1:38.91 [9] (0:15.07)	1:23.84 [1] (0:11.05)	1:12.79 [1] (0:11.17)	1:01.62 [1] (0:11.35)	0:50.27 [1] (0:11.42)	0:38.85 [1] (0:11.98)	0:26.87 [2] (0:12.67)	0:38.85	-5
10	3	BATTALION Nathan Thomas	11	65.1 800m	0:11.35 800m	1:41.40 [10] (0:15.58)	1:25.82 [8] (0:11.65)	1:14.17 [9] (0:11.81)	1:02.36 [9] (0:11.51)	0:50.85 [10] (0:11.35)	0:39.50 [10] (0:11.97)	0:27.53 [10] (0:12.63)	0:39.50	+1

Scratched: Joe's Giggle (#1)



Townsville QLD Professional

Race 4: LADBROKE IT! BENCHMARK 55 Handicap - 1609m



17 May 2024 - 14:46

Track Rating: Good 4, Weather: Fine, Rail Position: +4.5m 1000-W/Post; +3m Remainder

Section				200m				Last 600m	
Field Times				0:12.91				0:37.10	
				(0:12.91)					
Rank	TAB	Horse/Jockey	Barrier	Top Speed [km/h]	Fastest Section	Margin			Distance Travelled [m]
1	4	CENTRAL PARK	3	67.3	0:11.04	0:12.91 [1]	1:37.16		0:36.79
		Adrian Layt		800m	800m	(0:12.91)			
2	2	SPECIALTIE	2	66.9	0:11.13	0:12.84 [2]	0.93L		0:36.96
		Ashley Butler		800m	800m	(0:12.84)			-3
3	10	MELANIN	10	66.2	0:11.03	0:12.66 [4]	1.2L		0:36.04
		Tyler Leslight		1000m	800m	(0:12.66)			-14
4	8	LADY OF FORTUNE	6	67.0	0:11.03	0:13.01 [3]	2.15L		0:36.61
		Justin Stanley		800m	800m	(0:13.01)			-1
5	9	IT'S BEEN A TREK	8	66.1	0:11.23	0:12.83 [7]	3.02L		0:37.27
		Graham Kliese		1400m	800m	(0:12.83)			-2
6	6	BOLD SPLENDOR	4	68.0	0:10.98	0:12.79 [8]	3.09L		0:36.85
		Cody Collis		800m	800m	(0:12.79)			-6
7	7	EVERLAST	9	66.8	0:11.21	0:13.13 [9]	6.29L		0:37.43
		Gabrielle Semmens		800m	1400m	(0:13.13)			+6
8	11	WHISKEY ROW	1	66.2	0:11.08	0:13.68 [6]	7.26L		0:38.15
		Isabella Teh		800m	1400m	(0:13.68)			-7
9	5	LIFETIME QUEST	7	66.4	0:11.05	0:14.20 [5]	10.28L		0:38.85
		Chelsea Jokic		1400m	1400m	(0:14.20)			-5
10	3	BATTALION	11	65.1	0:11.35	0:14.90 [10]	24.93L		0:39.50
		Nathan Thomas		800m	800m	(0:14.90)			+1

Scratched: Joe's Giggle (#1)



Horse/Jockey Name	Central Park
Final Rank	1
Fastest Section Time (Section)	0:11.04 (800m)
Top Speed [km/h] (Section)	67.3 (800m)
Race State	Finished



Townsville QLD Professional

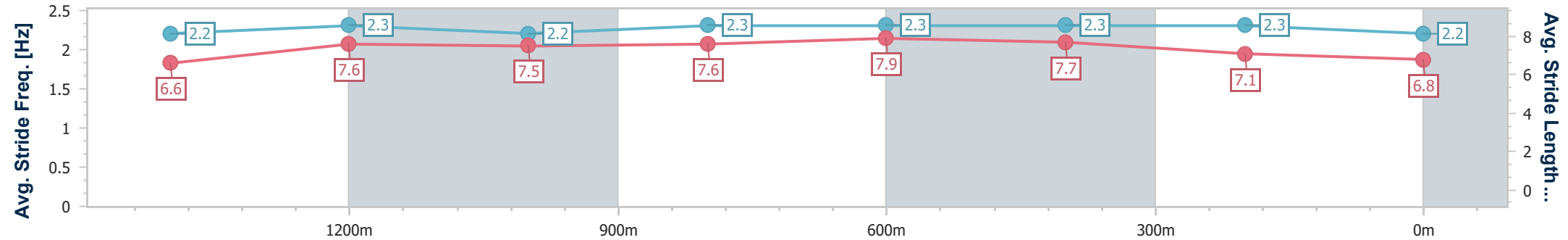
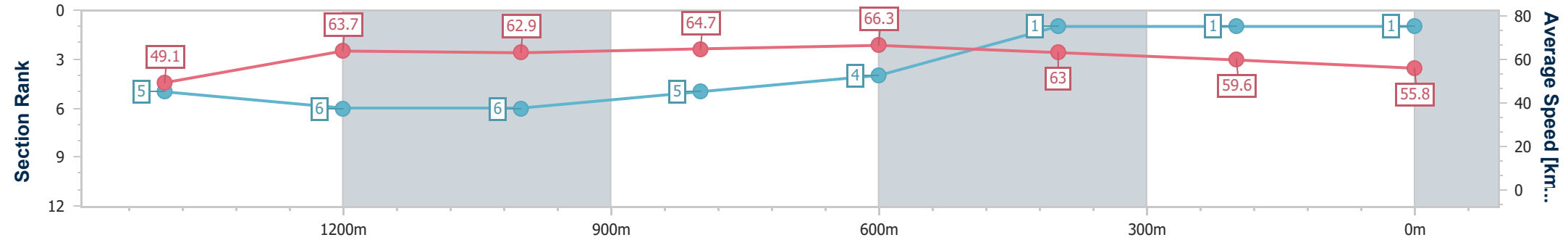
Race 4: LADBROKE IT! BENCHMARK 55 Handicap - 1609m

17 May 2024 - 14:46

Track Rating: Good 4, Weather: Fine, Rail Position: +4.5m 1000-W/Post; +3m Remainder



Section	Overall	1400m	1200m	1000m	800m	600m	400m	200m						
Section Times	1:37.16 [1] (0:15.43)	1:21.73 [5] (0:11.34)	1:10.39 [6] (0:11.42)	0:58.97 [6] (0:11.14)	0:47.83 [5] (0:11.04)	0:36.79 [4] (0:11.66)	0:25.13 [1] (0:12.22)	0:12.91 [1] (0:12.91)						
Average Speed [km/h]	49.1	63.7	62.9	64.7	66.3	63.0	59.6	55.8						
Top Speed [km/h]	63.8	64.7	63.4	66.5	67.3	65.9	60.3	58.2						
Avg. Dist. to Rail [m]	3.9	1.2	0.6	0.7	3.3	4.2	6.1	6.8						
Avg. Stride Freq. [Hz]	2.2	2.3	2.2	2.3	2.3	2.3	2.3	2.2						
Avg. Stride Length [m]	6.6	7.6	7.5	7.6	7.9	7.7	7.1	6.8						



- [] Ranking at each section and finish
- .-.- No data available at this section
- NA No data available



Horse/Jockey Name	Specialtie
Final Rank	2
Fastest Section Time (Section)	0:11.13 (800m)
Top Speed [km/h] (Section)	66.9 (800m)
Race State	Finished



Townsville QLD Professional

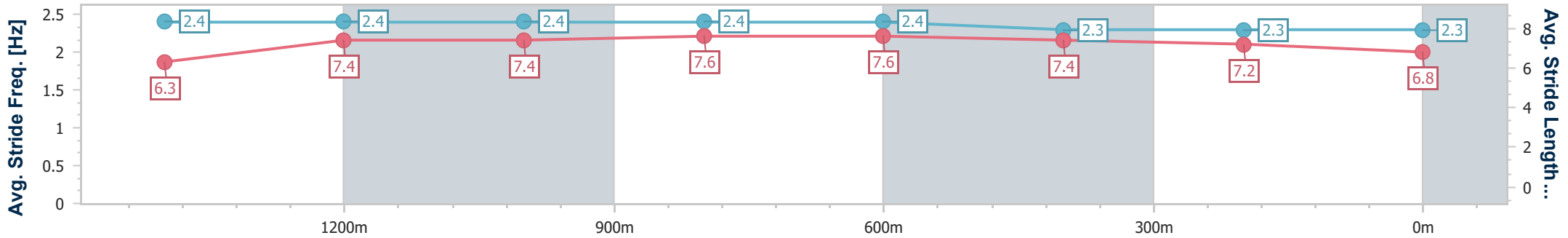
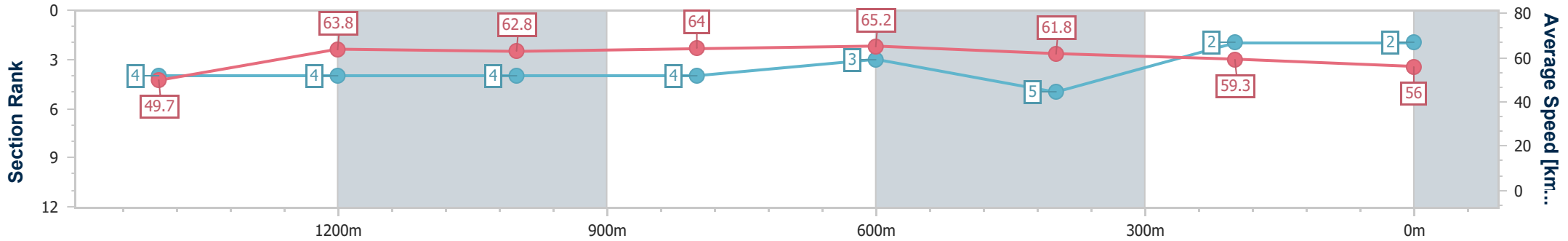
Race 4: LADBROKE IT! BENCHMARK 55 Handicap - 1609m

17 May 2024 - 14:46

Track Rating: Good 4, Weather: Fine, Rail Position: +4.5m 1000-W/Post; +3m Remainder



Section	Overall	1400m	1200m	1000m	800m	600m	400m	200m						
Section Times	1:37.32 [2] (0:15.26)	1:22.06 [4] (0:11.31)	1:10.75 [4] (0:11.45)	0:59.30 [4] (0:11.21)	0:48.09 [4] (0:11.13)	0:36.96 [3] (0:11.86)	0:25.10 [5] (0:12.26)	0:12.84 [2] (0:12.84)						
Average Speed [km/h]	49.7	63.8	62.8	64.0	65.2	61.8	59.3	56.0						
Top Speed [km/h]	63.5	64.4	63.6	65.6	66.9	64.3	60.8	58.2						
Avg. Dist. to Rail [m]	3.4	0.9	0.5	0.8	1.8	3.5	5.1	5.7						
Avg. Stride Freq. [Hz]	2.4	2.4	2.4	2.4	2.4	2.3	2.3	2.3						
Avg. Stride Length [m]	6.3	7.4	7.4	7.6	7.6	7.4	7.2	6.8						



- [] Ranking at each section and finish
- .-.- No data available at this section
- NA No data available



Horse/Jockey Name	Melanin
Final Rank	3
Fastest Section Time (Section)	0:11.03 (800m)
Top Speed [km/h] (Section)	66.2 (1000m)
Race State	Finished



Townsville QLD Professional

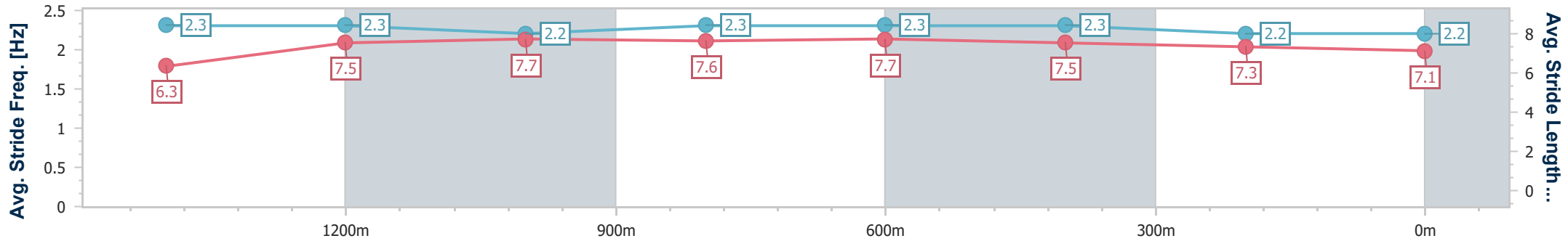
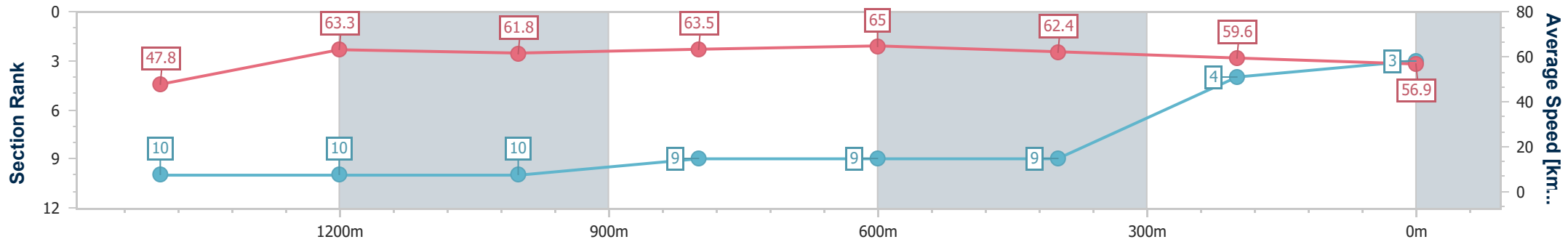
Race 4: LADBROKE IT! BENCHMARK 55 Handicap - 1609m

17 May 2024 - 14:46

Track Rating: Good 4, Weather: Fine, Rail Position: +4.5m 1000-
W/Post; +3m Remainder



Section	Overall	1400m	1200m	1000m	800m	600m	400m	200m						
Section Times	1:37.37 [3] (0:16.09)	1:21.28 [10] (0:11.36)	1:09.92 [10] (0:11.64)	0:58.28 [10] (0:11.21)	0:47.07 [9] (0:11.03)	0:36.04 [9] (0:11.35)	0:24.69 [9] (0:12.03)	0:12.66 [4] (0:12.66)						
Average Speed [km/h]	47.8	63.3	61.8	63.5	65.0	62.4	59.6	56.9						
Top Speed [km/h]	62.8	64.0	62.6	66.2	65.8	64.2	62.8	59.0						
Avg. Dist. to Rail [m]	9.0	0.8	0.4	2.2	1.1	3.4	1.8	4.0						
Avg. Stride Freq. [Hz]	2.3	2.3	2.2	2.3	2.3	2.3	2.2	2.2						
Avg. Stride Length [m]	6.3	7.5	7.7	7.6	7.7	7.5	7.3	7.1						



- [] Ranking at each section and finish
- .-.- No data available at this section
- NA No data available



Horse/Jockey Name	Lady Of Fortune
Final Rank	4
Fastest Section Time (Section)	0:11.03 (800m)
Top Speed [km/h] (Section)	67.0 (800m)
Race State	Finished



Townsville QLD Professional

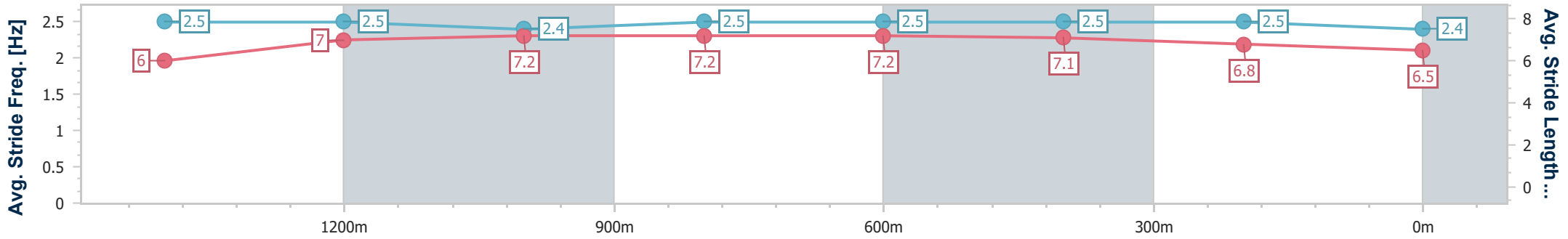
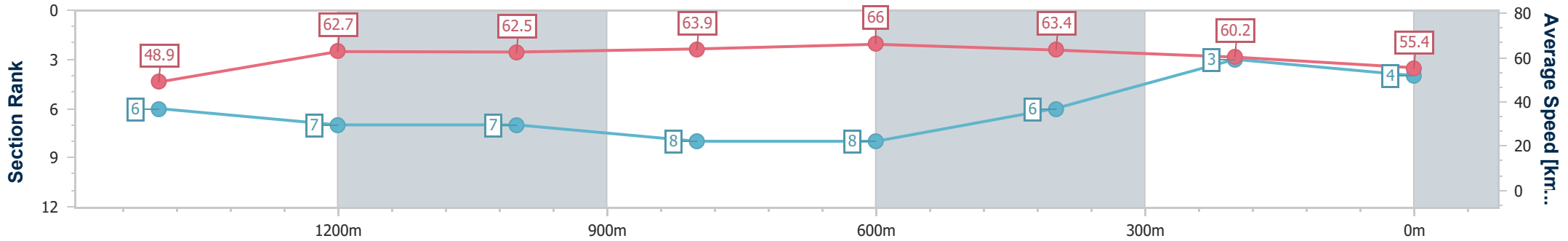
Race 4: LADBROKE IT! BENCHMARK 55 Handicap - 1609m

17 May 2024 - 14:46

Track Rating: Good 4, Weather: Fine, Rail Position: +4.5m 1000-W/Post; +3m Remainder



Section	Overall	1400m	1200m	1000m	800m	600m	400m	200m						
Section Times	1:37.53 [4] (0:15.55)	1:21.98 [6] (0:11.54)	1:10.44 [7] (0:11.54)	0:58.90 [7] (0:11.26)	0:47.64 [8] (0:11.03)	0:36.61 [8] (0:11.54)	0:25.07 [6] (0:12.06)	0:13.01 [3] (0:13.01)						
Average Speed [km/h]	48.9	62.7	62.5	63.9	66.0	63.4	60.2	55.4						
Top Speed [km/h]	63.1	63.7	63.2	66.9	67.0	65.1	61.9	58.1						
Avg. Dist. to Rail [m]	4.9	1.6	1.6	0.5	2.0	3.1	5.8	7.7						
Avg. Stride Freq. [Hz]	2.5	2.5	2.4	2.5	2.5	2.5	2.5	2.4						
Avg. Stride Length [m]	6.0	7.0	7.2	7.2	7.2	7.1	6.8	6.5						



- [] Ranking at each section and finish
- .-.- No data available at this section
- NA No data available



Horse/Jockey Name	It's Been A Trek
Final Rank	5
Fastest Section Time (Section)	0:11.23 (800m)
Top Speed [km/h] (Section)	66.1 (1400m)
Race State	Finished



Townsville QLD Professional

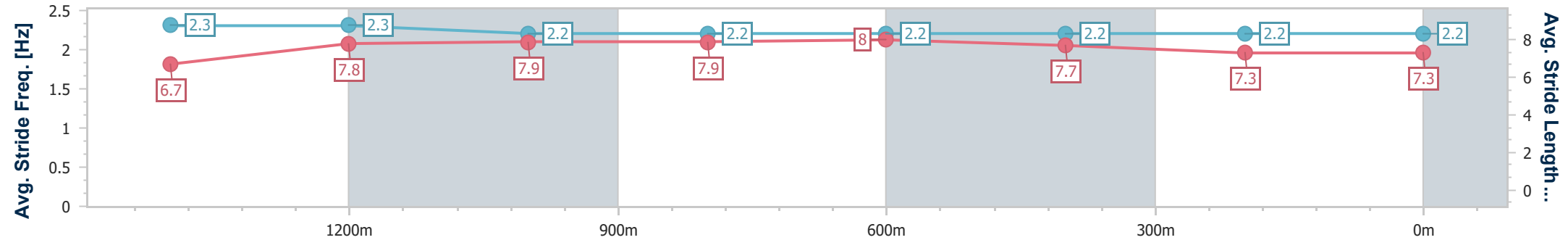
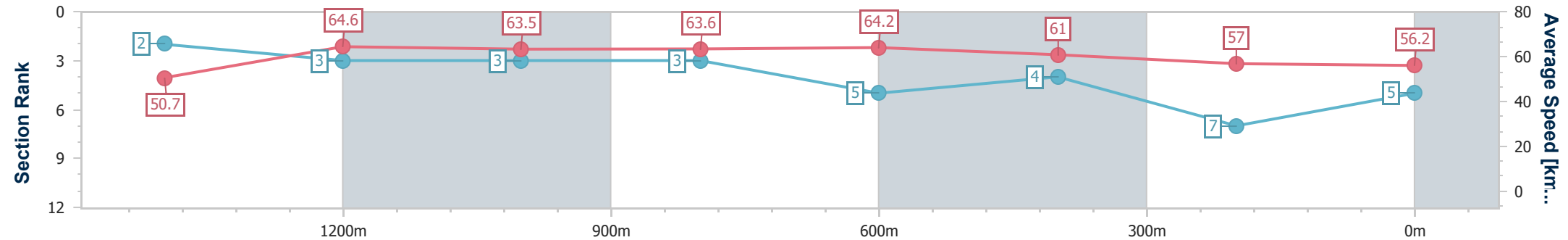
Race 4: LADBROKE IT! BENCHMARK 55 Handicap - 1609m

17 May 2024 - 14:46

Track Rating: Good 4, Weather: Fine, Rail Position: +4.5m 1000-W/Post; +3m Remainder



Section	Overall	1400m	1200m	1000m	800m	600m	400m	200m						
Section Times	1:37.68 [5] (0:15.13)	1:22.55 [2] (0:11.25)	1:11.30 [3] (0:11.38)	0:59.92 [3] (0:11.42)	0:48.50 [3] (0:11.23)	0:37.27 [5] (0:11.79)	0:25.48 [4] (0:12.65)	0:12.83 [7] (0:12.83)						
Average Speed [km/h]	50.7	64.6	63.5	63.6	64.2	61.0	57.0	56.2						
Top Speed [km/h]	65.9	66.1	64.5	64.2	65.0	63.5	58.9	58.0						
Avg. Dist. to Rail [m]	8.1	3.8	3.6	2.0	0.4	0.3	1.9	5.6						
Avg. Stride Freq. [Hz]	2.3	2.3	2.2	2.2	2.2	2.2	2.2	2.2						
Avg. Stride Length [m]	6.7	7.8	7.9	7.9	8.0	7.7	7.3	7.3						



- [] Ranking at each section and finish
- .-.- No data available at this section
- NA No data available



Horse/Jockey Name	Bold Splendor
Final Rank	6
Fastest Section Time (Section)	0:10.98 (800m)
Top Speed [km/h] (Section)	68.0 (800m)
Race State	Finished



Townsville QLD Professional

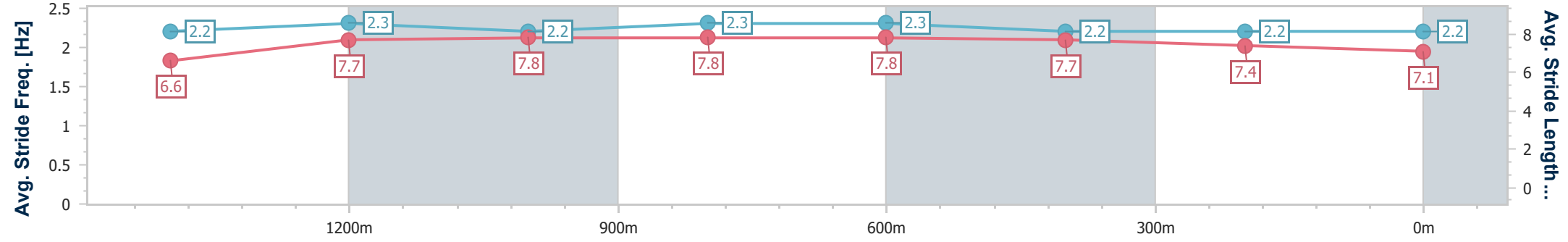
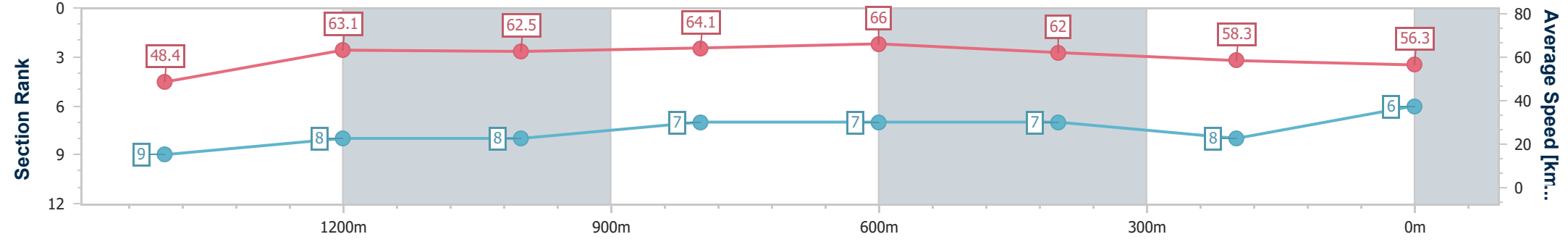
Race 4: LADBROKE IT! BENCHMARK 55 Handicap - 1609m

17 May 2024 - 14:46

Track Rating: Good 4, Weather: Fine, Rail Position: +4.5m 1000-W/Post; +3m Remainder



Section	Overall	1400m	1200m	1000m	800m	600m	400m	200m						
Section Times	1:37.69 [6] (0:15.71)	1:21.98 [9] (0:11.43)	1:10.55 [8] (0:11.49)	0:59.06 [8] (0:11.23)	0:47.83 [7] (0:10.98)	0:36.85 [7] (0:11.69)	0:25.16 [7] (0:12.37)	0:12.79 [8] (0:12.79)						
Average Speed [km/h]	48.4	63.1	62.5	64.1	66.0	62.0	58.3	56.3						
Top Speed [km/h]	63.2	63.8	63.1	67.7	68.0	64.3	60.2	57.3						
Avg. Dist. to Rail [m]	4.5	0.8	0.6	0.6	1.3	1.0	1.4	4.7						
Avg. Stride Freq. [Hz]	2.2	2.3	2.2	2.3	2.3	2.2	2.2	2.2						
Avg. Stride Length [m]	6.6	7.7	7.8	7.8	7.8	7.7	7.4	7.1						



- [] Ranking at each section and finish
- .-.- No data available at this section
- NA No data available



Horse/Jockey Name	Everlast
Final Rank	7
Fastest Section Time (Section)	0:11.21 (1400m)
Top Speed [km/h] (Section)	66.8 (800m)
Race State	Finished



Townsville QLD Professional

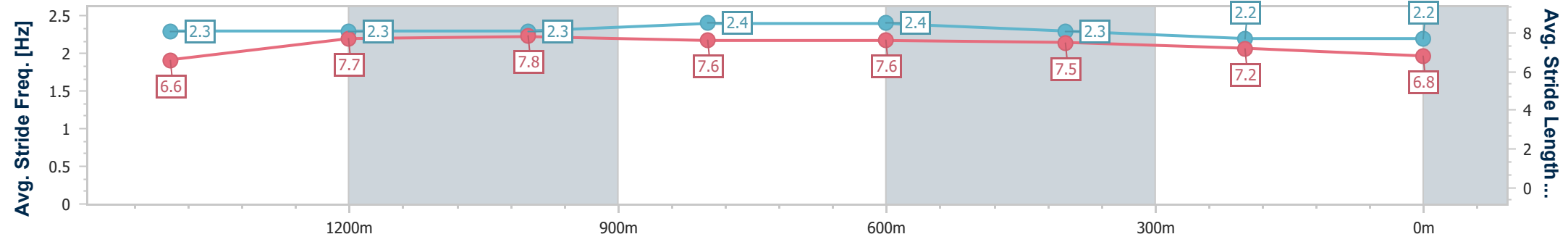
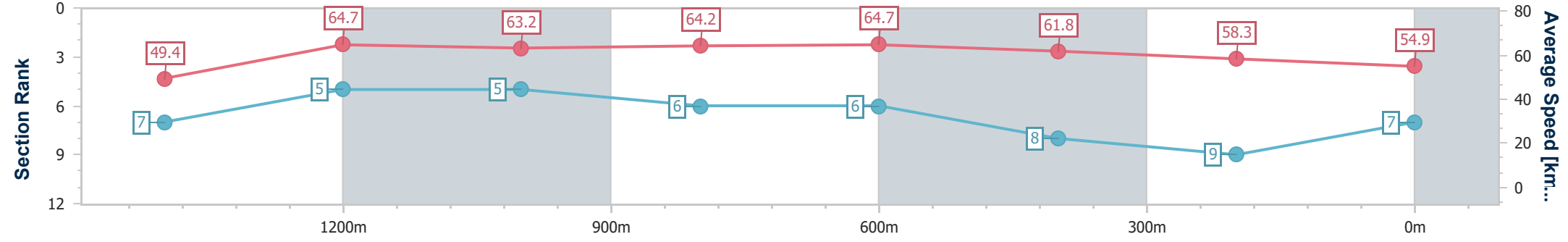
Race 4: LADBROKE IT! BENCHMARK 55 Handicap - 1609m

17 May 2024 - 14:46

Track Rating: Good 4, Weather: Fine, Rail Position: +4.5m 1000-
W/Post; +3m Remainder



Section	Overall	1400m	1200m	1000m	800m	600m	400m	200m						
Section Times	1:38.23 [7] (0:15.56)	1:22.67 [7] (0:11.21)	1:11.46 [5] (0:11.40)	1:00.06 [5] (0:11.30)	0:48.76 [6] (0:11.33)	0:37.43 [6] (0:11.84)	0:25.59 [8] (0:12.46)	0:13.13 [9] (0:13.13)						
Average Speed [km/h]	49.4	64.7	63.2	64.2	64.7	61.8	58.3	54.9						
Top Speed [km/h]	65.4	66.4	63.7	66.3	66.8	64.0	59.9	56.7						
Avg. Dist. to Rail [m]	9.1	2.9	2.3	1.3	3.7	3.4	7.6	9.7						
Avg. Stride Freq. [Hz]	2.3	2.3	2.3	2.4	2.4	2.3	2.2	2.2						
Avg. Stride Length [m]	6.6	7.7	7.8	7.6	7.6	7.5	7.2	6.8						



- [] Ranking at each section and finish
- .-.-.- No data available at this section
- NA No data available



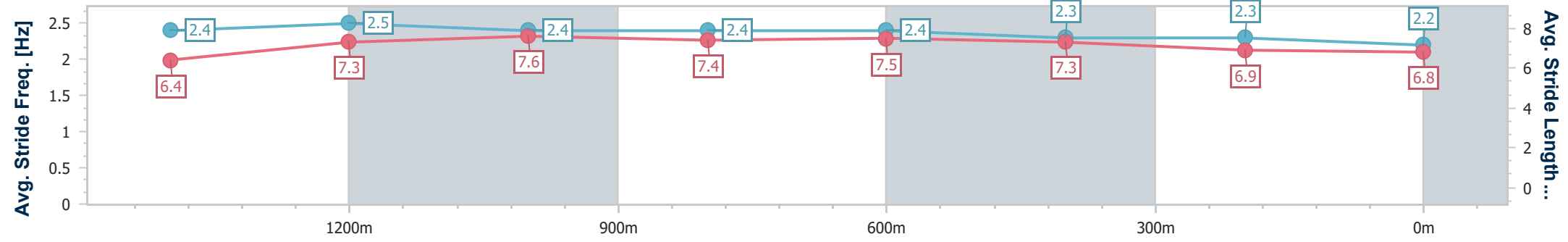
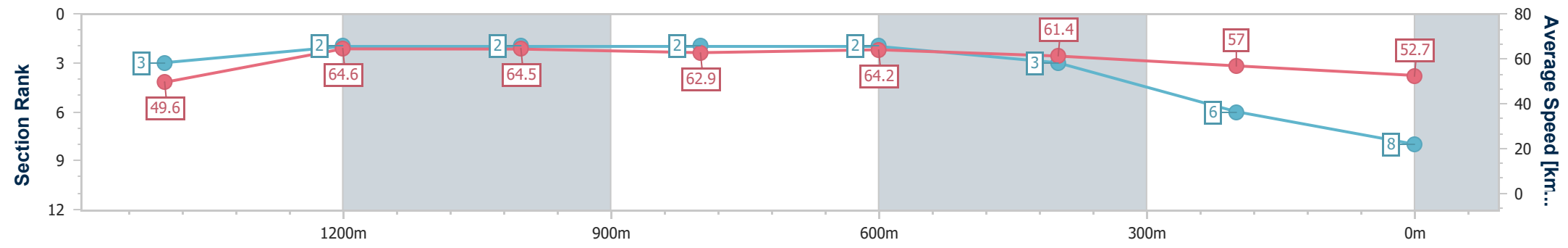
Horse/Jockey Name	Whiskey Row
Final Rank	8
Fastest Section Time (Section)	0:11.08 (1400m)
Top Speed [km/h] (Section)	66.2 (800m)
Race State	Finished



Townsville QLD Professional
 Race 4: LADBROKE IT! BENCHMARK 55 Handicap - 1609m
 17 May 2024 - 14:46
 Track Rating: Good 4, Weather: Fine, Rail Position: +4.5m 1000-
 W/Post; +3m Remainder



Section	Overall	1400m	1200m	1000m	800m	600m	400m	200m						
Section Times	1:38.40 [8] (0:15.21)	1:23.19 [3] (0:11.08)	1:12.11 [2] (0:11.18)	1:00.93 [2] (0:11.49)	0:49.44 [2] (0:11.29)	0:38.15 [2] (0:11.83)	0:26.32 [3] (0:12.64)	0:13.68 [6] (0:13.68)						
Average Speed [km/h]	49.6	64.6	64.5	62.9	64.2	61.4	57.0	52.7						
Top Speed [km/h]	64.3	66.1	66.0	63.7	66.2	63.2	59.2	55.7						
Avg. Dist. to Rail [m]	1.9	1.3	0.4	1.3	1.2	1.3	2.2	4.7						
Avg. Stride Freq. [Hz]	2.4	2.5	2.4	2.4	2.4	2.3	2.3	2.2						
Avg. Stride Length [m]	6.4	7.3	7.6	7.4	7.5	7.3	6.9	6.8						



- [] Ranking at each section and finish
- .-.- No data available at this section
- NA No data available



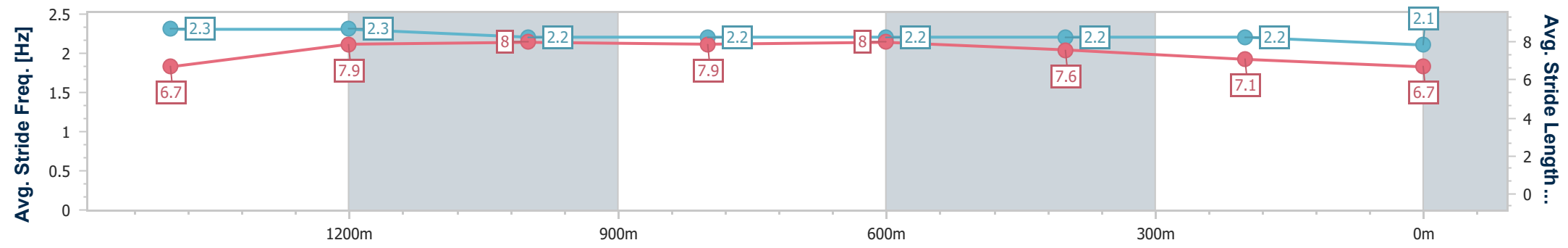
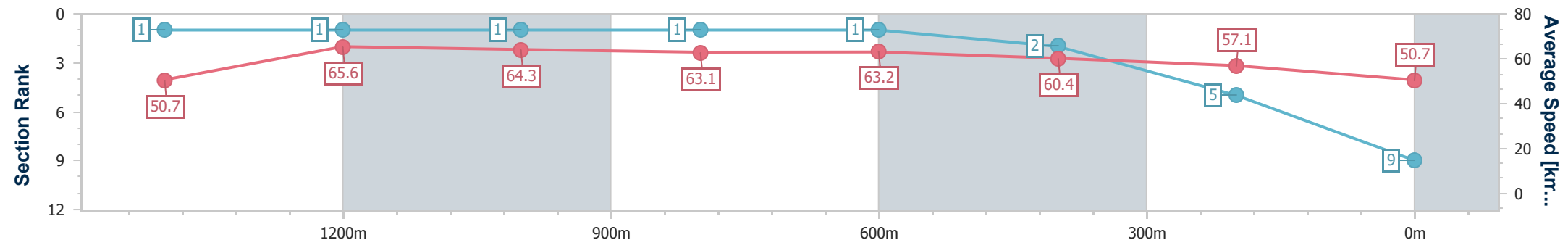
Horse/Jockey Name	Lifetime Quest
Final Rank	9
Fastest Section Time (Section)	0:11.05 (1400m)
Top Speed [km/h] (Section)	66.4 (1400m)
Race State	Finished



Townsville QLD Professional
 Race 4: LADBROKE IT! BENCHMARK 55 Handicap - 1609m
 17 May 2024 - 14:46
 Track Rating: Good 4, Weather: Fine, Rail Position: +4.5m 1000-
 W/Post; +3m Remainder



Section	Overall	1400m	1200m	1000m	800m	600m	400m	200m						
Section Times	1:38.91 [9] (0:15.07)	1:23.84 [1] (0:11.05)	1:12.79 [1] (0:11.17)	1:01.62 [1] (0:11.35)	0:50.27 [1] (0:11.42)	0:38.85 [1] (0:11.98)	0:26.87 [2] (0:12.67)	0:14.20 [5] (0:14.20)						
Average Speed [km/h]	50.7	65.6	64.3	63.1	63.2	60.4	57.1	50.7						
Top Speed [km/h]	66.2	66.4	65.8	64.4	63.9	62.1	59.7	54.5						
Avg. Dist. to Rail [m]	6.7	2.5	1.0	1.4	0.5	1.1	3.0	3.7						
Avg. Stride Freq. [Hz]	2.3	2.3	2.2	2.2	2.2	2.2	2.2	2.1						
Avg. Stride Length [m]	6.7	7.9	8.0	7.9	8.0	7.6	7.1	6.7						



- [] Ranking at each section and finish
- .-.- No data available at this section
- NA No data available



Horse/Jockey Name	Battalion
Final Rank	10
Fastest Section Time (Section)	0:11.35 (800m)
Top Speed [km/h] (Section)	65.1 (800m)
Race State	Finished



Townsville QLD Professional

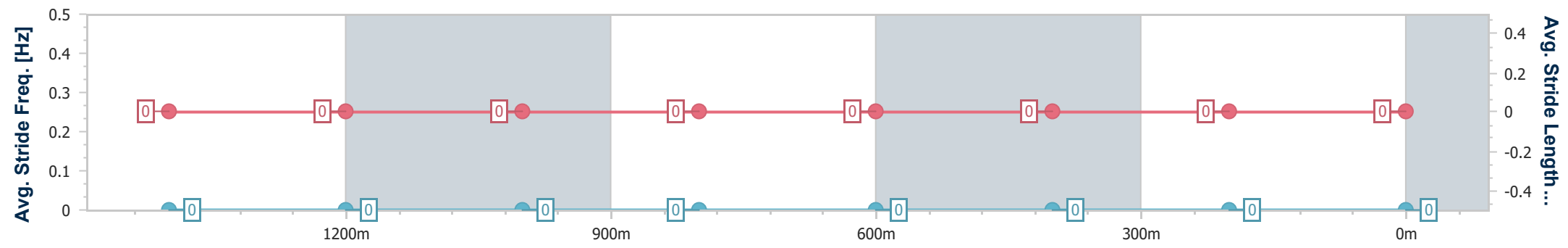
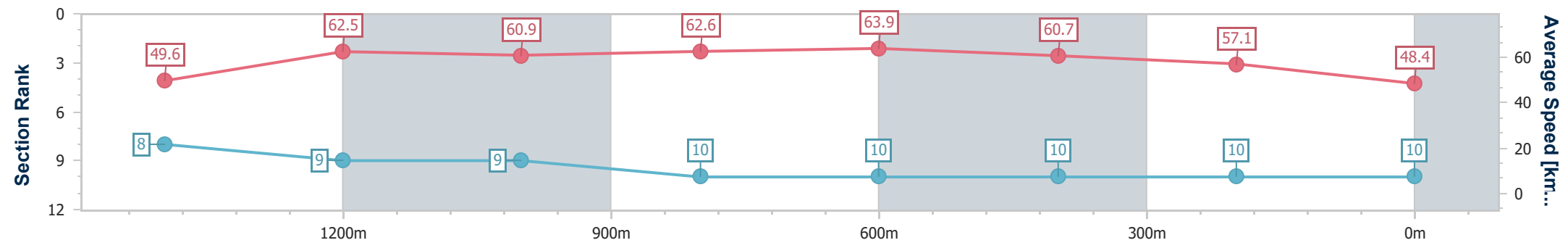
Race 4: LADBROKE IT! BENCHMARK 55 Handicap - 1609m

17 May 2024 - 14:46

Track Rating: Good 4, Weather: Fine, Rail Position: +4.5m 1000-
W/Post; +3m Remainder



Section	Overall	1400m	1200m	1000m	800m	600m	400m	200m						
Section Times	1:41.40 [10] (0:15.58)	1:25.82 [8] (0:11.65)	1:14.17 [9] (0:11.81)	1:02.36 [9] (0:11.51)	0:50.85 [10] (0:11.35)	0:39.50 [10] (0:11.97)	0:27.53 [10] (0:12.63)	0:14.90 [10] (0:14.90)						
Average Speed [km/h]	49.6	62.5	60.9	62.6	63.9	60.7	57.1	48.4						
Top Speed [km/h]	63.3	63.8	62.2	64.6	65.1	63.2	58.6	55.6						
Avg. Dist. to Rail [m]	10.8	3.8	1.7	0.3	1.4	1.8	2.8	4.4						
Avg. Stride Freq. [Hz]	--	--	--	--	--	--	--	--						
Avg. Stride Length [m]	--	--	--	--	--	--	--	--						



- [] Ranking at each section and finish
- No data available at this section
- NA No data available