



# Aquis Park Gold Coast Poly QLD Professional

## Race 1: MEN MATTER JULY 20 QTIS Two-Year-Old Maiden Plate - 1200m

18 May 2024 - 12:04



Track Rating: Synthetic, Weather: Fine, Rail Position: True

Section		Overall	1000m	800m	600m	400m	200m	Last 600m					
Field Times		1:09.78 (0:13.36)	0:56.42 (0:10.65)	0:45.77 (0:11.07)	0:34.70 (0:11.10)	0:23.60 (0:11.47)	0:12.13 (0:12.13)	0:34.70					
Rank	TAB Horse/Jockey	Barrier	Top Speed [km/h]	Fastest Section							Margin	Distance Travelled [m]	
1	3 JULIETA Jai Williams	7	70.9 1000m	0:10.65 1000m	1:09.78 [1] (0:13.36)	0:56.42 [1] (0:10.65)	0:45.77 [1] (0:11.07)	0:34.70 [1] (0:11.10)	0:23.60 [1] (0:11.47)	0:12.13 [1] (0:12.13)	1:09.78	0:34.70	
2	5 MISS TRUSTFUL Anthony Allen	1	69.3 Overall	0:10.78 1000m	1:09.96 [2] (0:13.39)	0:56.57 [2] (0:10.78)	0:45.79 [2] (0:11.22)	0:34.57 [2] (0:11.26)	0:23.31 [2] (0:11.47)	0:11.84 [2] (0:11.84)	1L	0:34.57	+0
3	4 MISHANI EMPIRE Jason Taylor	4	68.6 1000m	0:10.66 1000m	1:10.08 [3] (0:14.18)	0:55.90 [7] (0:10.66)	0:45.24 [7] (0:11.18)	0:34.06 [7] (0:11.16)	0:22.90 [7] (0:11.29)	0:11.61 [6] (0:11.61)	1.5L	0:34.06	+5
4	2 I'MA CHARMER Madeleine Wishart	6	69.3 1000m	0:10.68 1000m	1:10.21 [4] (0:13.65)	0:56.56 [5] (0:10.68)	0:45.88 [5] (0:11.33)	0:34.55 [5] (0:11.28)	0:23.27 [4] (0:11.47)	0:11.80 [5] (0:11.80)	2.3L	0:34.55	+4
5	1 BUTWEDID Boris Thornton	5	68.2 1000m	0:10.78 1000m	1:10.42 [5] (0:13.91)	0:56.51 [6] (0:10.78)	0:45.73 [6] (0:11.24)	0:34.49 [6] (0:11.14)	0:23.35 [6] (0:11.33)	0:12.02 [4] (0:12.02)	3.3L	0:34.49	+6
6	6 TELLS ME TO Girish Goomany	2	68.6 1000m	0:10.69 1000m	1:10.72 [6] (0:13.60)	0:57.12 [4] (0:10.69)	0:46.43 [4] (0:11.16)	0:35.27 [3] (0:11.22)	0:24.05 [3] (0:11.47)	0:12.58 [3] (0:12.58)	5.1L	0:35.27	+3
7	7 TWINKLE TIME Brendan Ward	3	69.2 1000m	0:10.80 1000m	1:10.92 [7] (0:13.42)	0:57.50 [3] (0:10.80)	0:46.70 [3] (0:11.42)	0:35.28 [4] (0:11.36)	0:23.92 [5] (0:11.70)	0:12.22 [7] (0:12.22)	6.1L	0:35.28	+9

[ ] Ranking at each section and finish  
 -:-:- No data available at this section  
 NA No data available

SCN Saddle cloth number  
 DNF Did not finish  
 DNT Did not track



Horse/Jockey Name	Julieta
Final Rank	1
Fastest Section Time (Section)	0:10.65 (1000m)
Top Speed [km/h] (Section)	70.9 (1000m)
Race State	Finished



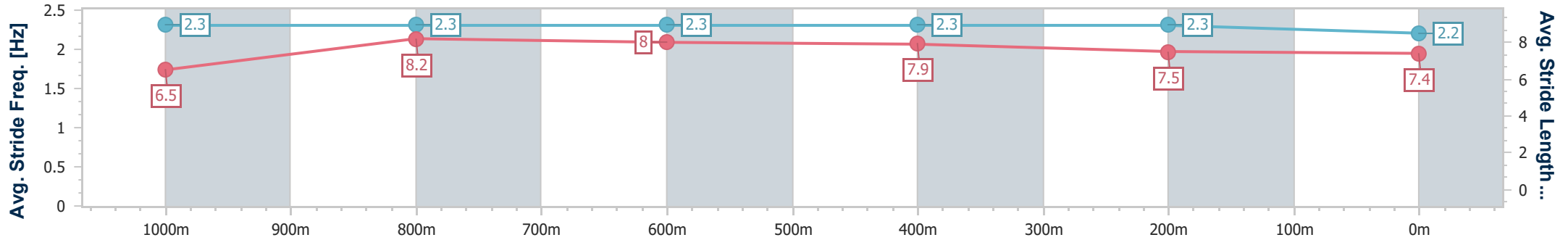
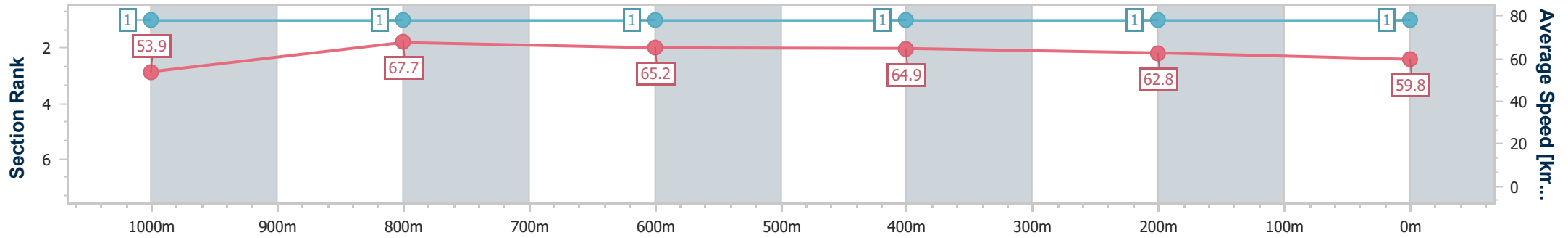
Aquis Park Gold Coast Poly QLD Professional  
 Race 1: MEN MATTER JULY 20 QTIS Two-Year-Old Maiden  
 Plate - 1200m



18 May 2024 - 12:04

Track Rating: Synthetic, Weather: Fine, Rail Position: True

Section	Overall	1000m	800m	600m	400m	200m
Section Times	1:09.78 [1] (0:13.36)	0:56.42 [1] (0:10.65)	0:45.77 [1] (0:11.07)	0:34.70 [1] (0:11.10)	0:23.60 [1] (0:11.47)	0:12.13 [1] (0:12.13)
Average Speed [km/h]	53.9	67.7	65.2	64.9	62.8	59.8
Top Speed [km/h]	70.8	70.9	65.7	65.5	64.0	62.1
Avg. Dist. to Rail [m]	4.7	1.1	0.2	0.3	0.8	2.8
Avg. Stride Freq. [Hz]	2.3	2.3	2.3	2.3	2.3	2.2
Avg. Stride Length [m]	6.5	8.2	8.0	7.9	7.5	7.4



- [ ] Ranking at each section and finish
- .-.- No data available at this section
- NA No data available



Horse/Jockey Name	Miss Trustful
Final Rank	2
Fastest Section Time (Section)	0:10.78 (1000m)
Top Speed [km/h] (Section)	69.3 (Overall)
Race State	Finished



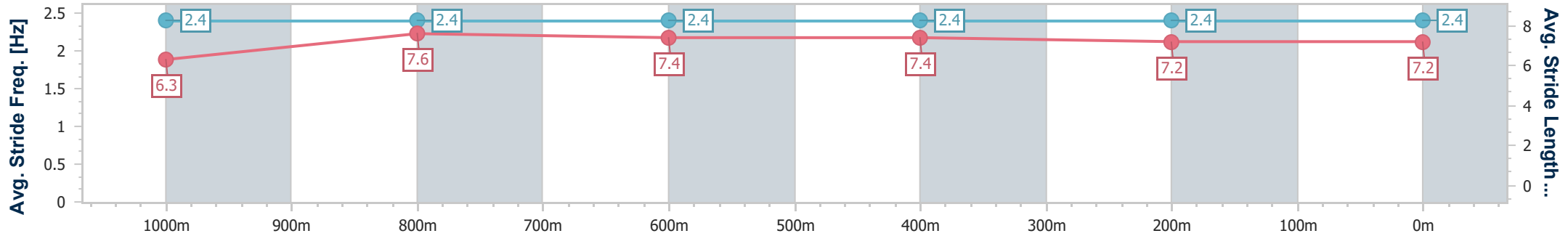
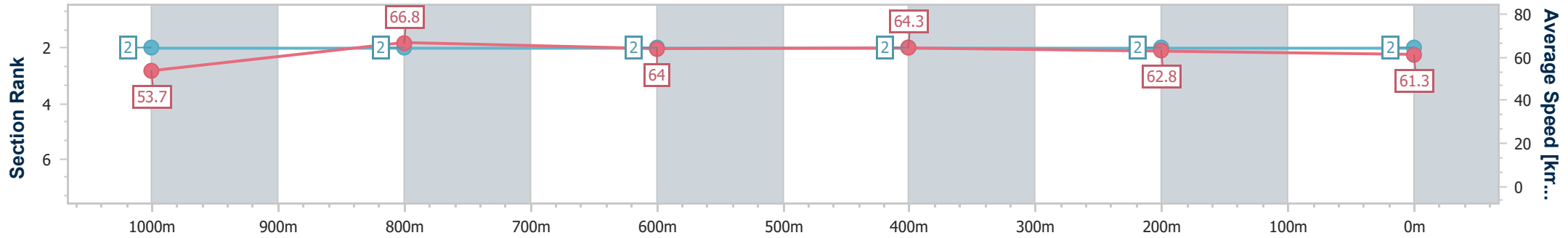
Aquis Park Gold Coast Poly QLD Professional  
Race 1: MEN MATTER JULY 20 QTIS Two-Year-Old Maiden  
Plate - 1200m



18 May 2024 - 12:04

Track Rating: Synthetic, Weather: Fine, Rail Position: True

Section	Overall	1000m	800m	600m	400m	200m
Section Times	1:09.96 [2] (0:13.39)	0:56.57 [2] (0:10.78)	0:45.79 [2] (0:11.22)	0:34.57 [2] (0:11.26)	0:23.31 [2] (0:11.47)	0:11.84 [2] (0:11.84)
Average Speed [km/h]	53.7	66.8	64.0	64.3	62.8	61.3
Top Speed [km/h]	69.3	69.2	65.8	66.3	63.6	62.7
Avg. Dist. to Rail [m]	0.3	0.6	0.3	0.4	1.8	3.5
Avg. Stride Freq. [Hz]	2.4	2.4	2.4	2.4	2.4	2.4
Avg. Stride Length [m]	6.3	7.6	7.4	7.4	7.2	7.2



- [ ] Ranking at each section and finish
- .-.- No data available at this section
- NA No data available



Horse/Jockey Name	Mishani Empire
Final Rank	3
Fastest Section Time (Section)	0:10.66 (1000m)
Top Speed [km/h] (Section)	68.6 (1000m)
Race State	Finished



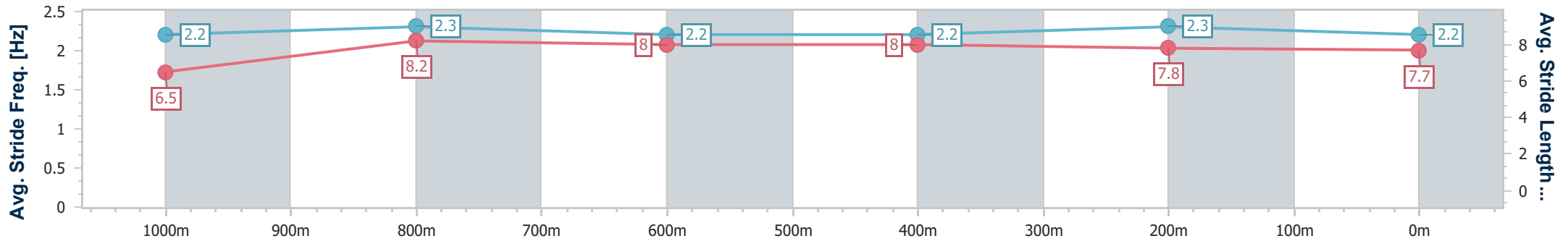
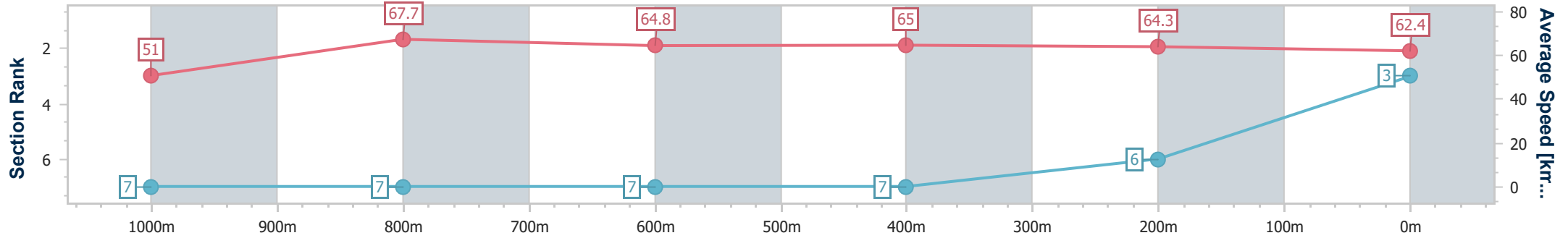
Aquis Park Gold Coast Poly QLD Professional  
Race 1: MEN MATTER JULY 20 QTIS Two-Year-Old Maiden  
Plate - 1200m



18 May 2024 - 12:04

Track Rating: Synthetic, Weather: Fine, Rail Position: True

Section	Overall	1000m	800m	600m	400m	200m
Section Times	1:10.08 [3] (0:14.18)	0:55.90 [7] (0:10.66)	0:45.24 [7] (0:11.18)	0:34.06 [7] (0:11.16)	0:22.90 [7] (0:11.29)	0:11.61 [6] (0:11.61)
Average Speed [km/h]	51.0	67.7	64.8	65.0	64.3	62.4
Top Speed [km/h]	66.2	68.6	66.8	66.7	65.4	64.1
Avg. Dist. to Rail [m]	2.3	1.4	1.6	1.6	4.7	6.8
Avg. Stride Freq. [Hz]	2.2	2.3	2.2	2.2	2.3	2.2
Avg. Stride Length [m]	6.5	8.2	8.0	8.0	7.8	7.7



- [ ] Ranking at each section and finish
- .-.- No data available at this section
- NA No data available



Horse/Jockey Name	I'ma Charmer
Final Rank	4
Fastest Section Time (Section)	0:10.68 (1000m)
Top Speed [km/h] (Section)	69.3 (1000m)
Race State	Finished



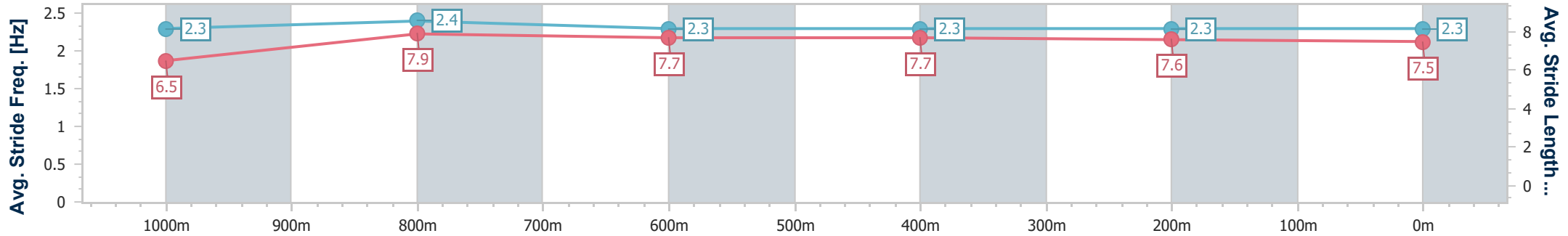
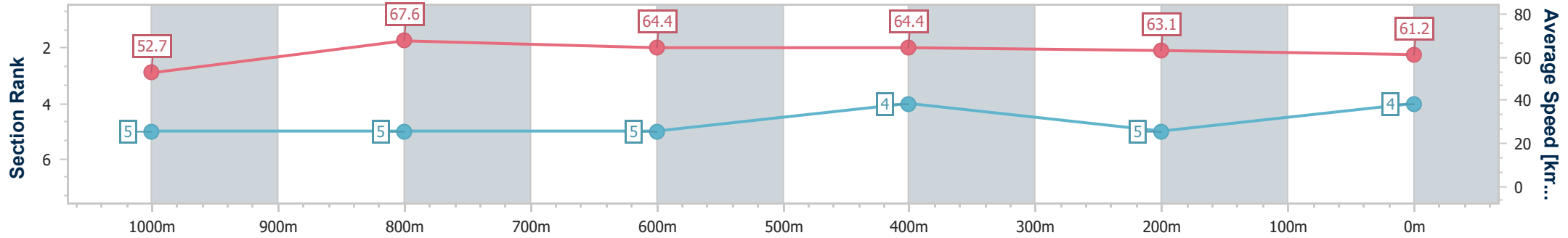
**Aquis Park Gold Coast Poly QLD Professional**  
**Race 1: MEN MATTER JULY 20 QTIS Two-Year-Old Maiden**  
**Plate - 1200m**



18 May 2024 - 12:04

Track Rating: Synthetic, Weather: Fine, Rail Position: True

Section	Overall	1000m	800m	600m	400m	200m
Section Times	1:10.21 [4] (0:13.65)	0:56.56 [5] (0:10.68)	0:45.88 [5] (0:11.33)	0:34.55 [5] (0:11.28)	0:23.27 [4] (0:11.47)	0:11.80 [5] (0:11.80)
Average Speed [km/h]	52.7	67.6	64.4	64.4	63.1	61.2
Top Speed [km/h]	67.2	69.3	65.5	65.7	63.5	62.5
Avg. Dist. to Rail [m]	4.3	1.5	2.2	1.6	2.0	3.0
Avg. Stride Freq. [Hz]	2.3	2.4	2.3	2.3	2.3	2.3
Avg. Stride Length [m]	6.5	7.9	7.7	7.7	7.6	7.5



- [ ] Ranking at each section and finish
- .-.- No data available at this section
- NA No data available



Horse/Jockey Name	Butwedid
Final Rank	5
Fastest Section Time (Section)	0:10.78 (1000m)
Top Speed [km/h] (Section)	68.2 (1000m)
Race State	Finished



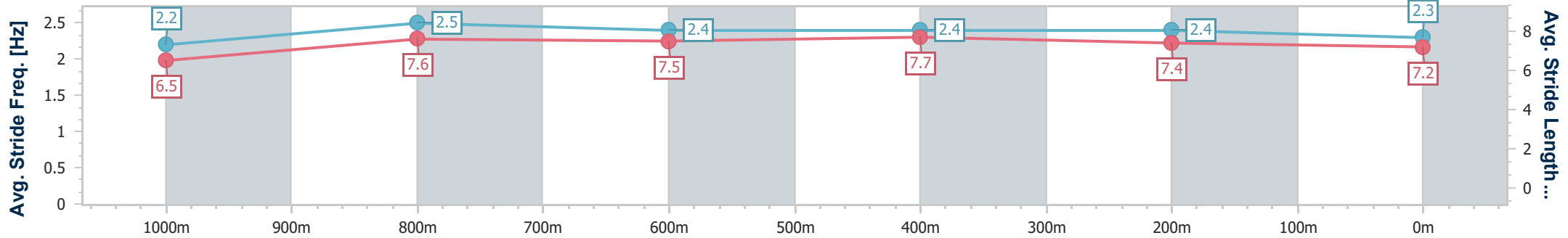
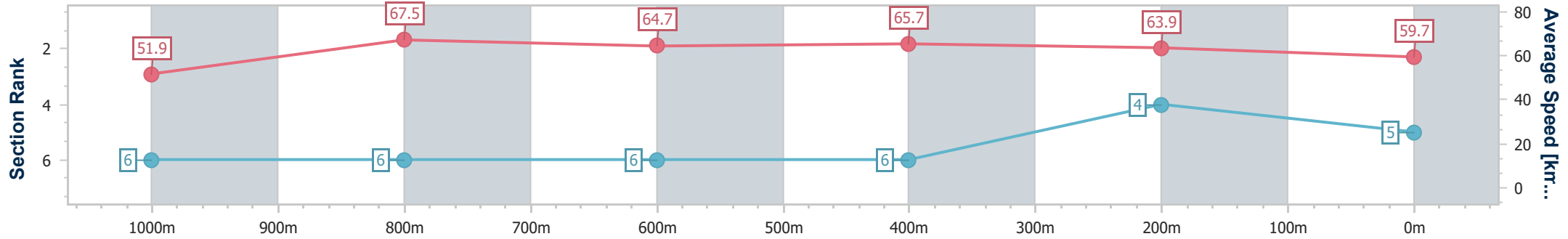
Aquis Park Gold Coast Poly QLD Professional  
 Race 1: MEN MATTER JULY 20 QTIS Two-Year-Old Maiden  
 Plate - 1200m



18 May 2024 - 12:04

Track Rating: Synthetic, Weather: Fine, Rail Position: True

Section	Overall	1000m	800m	600m	400m	200m
Section Times	1:10.42 [5] (0:13.91)	0:56.51 [6] (0:10.78)	0:45.73 [6] (0:11.24)	0:34.49 [6] (0:11.14)	0:23.35 [6] (0:11.33)	0:12.02 [4] (0:12.02)
Average Speed [km/h]	51.9	67.5	64.7	65.7	63.9	59.7
Top Speed [km/h]	61.9	68.2	68.0	66.6	66.2	64.6
Avg. Dist. to Rail [m]	3.7	2.6	2.0	2.9	3.7	5.0
Avg. Stride Freq. [Hz]	2.2	2.5	2.4	2.4	2.4	2.3
Avg. Stride Length [m]	6.5	7.6	7.5	7.7	7.4	7.2



- [ ] Ranking at each section and finish
- .-.- No data available at this section
- NA No data available



Horse/Jockey Name	Tells Me To
Final Rank	6
Fastest Section Time (Section)	0:10.69 (1000m)
Top Speed [km/h] (Section)	68.6 (1000m)
Race State	Finished



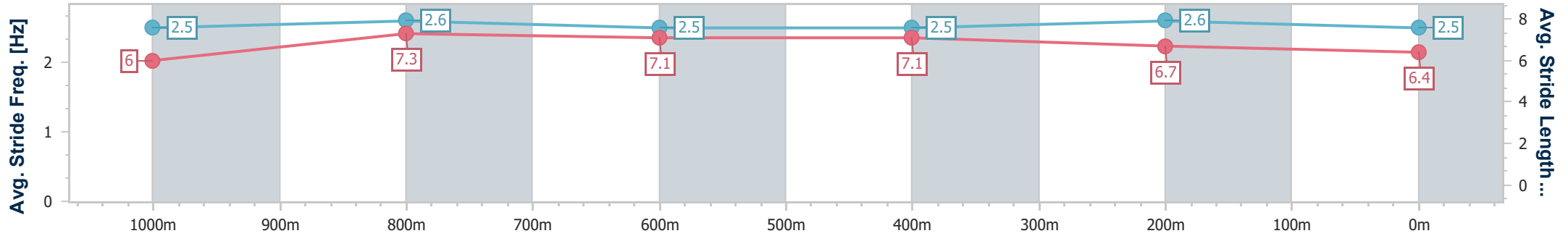
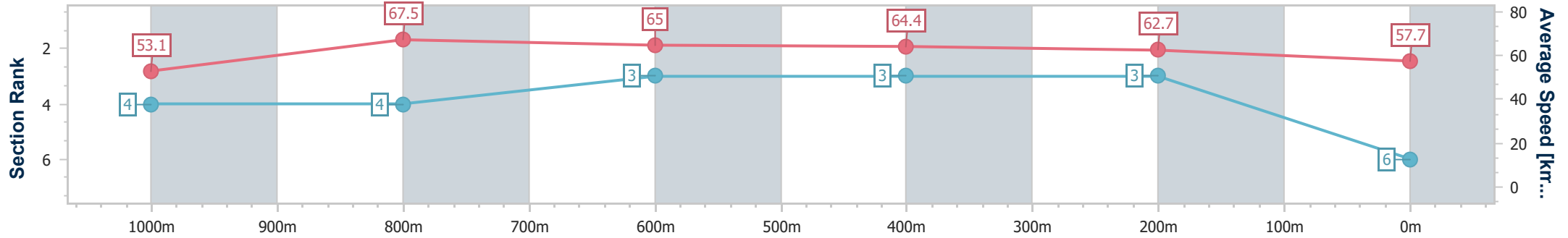
**Aquis Park Gold Coast Poly QLD Professional**  
**Race 1: MEN MATTER JULY 20 QTIS Two-Year-Old Maiden**  
**Plate - 1200m**



18 May 2024 - 12:04

Track Rating: Synthetic, Weather: Fine, Rail Position: True

Section	Overall	1000m	800m	600m	400m	200m
Section Times	1:10.72 [6] (0:13.60)	0:57.12 [4] (0:10.69)	0:46.43 [4] (0:11.16)	0:35.27 [3] (0:11.22)	0:24.05 [3] (0:11.47)	0:12.58 [3] (0:12.58)
Average Speed [km/h]	53.1	67.5	65.0	64.4	62.7	57.7
Top Speed [km/h]	68.0	68.6	66.1	66.1	64.5	62.2
Avg. Dist. to Rail [m]	1.7	1.2	1.2	0.9	0.8	1.4
Avg. Stride Freq. [Hz]	2.5	2.6	2.5	2.5	2.6	2.5
Avg. Stride Length [m]	6.0	7.3	7.1	7.1	6.7	6.4



- [ ] Ranking at each section and finish
- .-.- No data available at this section
- NA No data available



Horse/Jockey Name	Twinkle Time
Final Rank	7
Fastest Section Time (Section)	0:10.80 (1000m)
Top Speed [km/h] (Section)	69.2 (1000m)
Race State	Finished



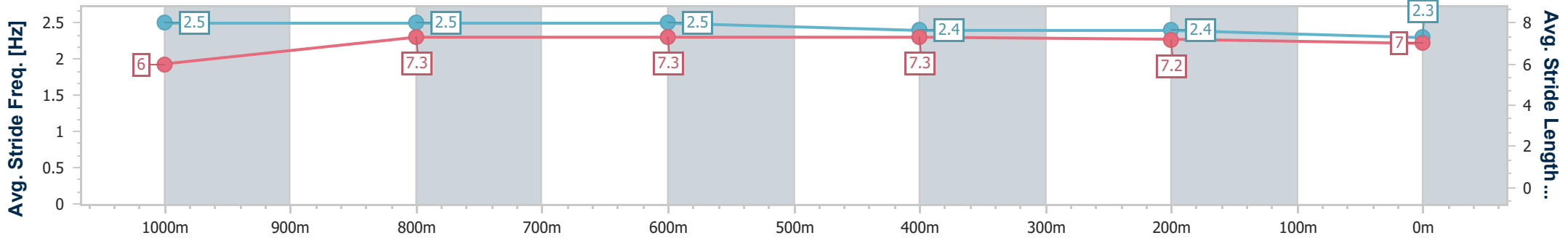
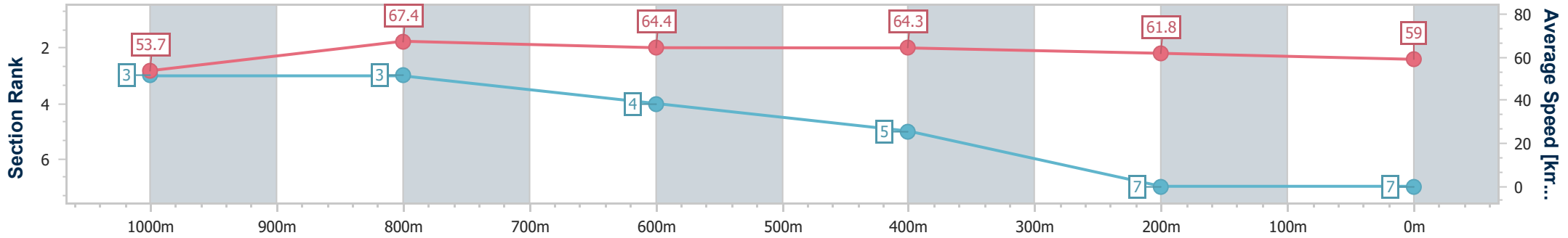
Aquis Park Gold Coast Poly QLD Professional  
Race 1: MEN MATTER JULY 20 QTIS Two-Year-Old Maiden  
Plate - 1200m



18 May 2024 - 12:04

Track Rating: Synthetic, Weather: Fine, Rail Position: True

Section	Overall	1000m	800m	600m	400m	200m
Section Times	1:10.92 [7] (0:13.42)	0:57.50 [3] (0:10.80)	0:46.70 [3] (0:11.42)	0:35.28 [4] (0:11.36)	0:23.92 [5] (0:11.70)	0:12.22 [7] (0:12.22)
Average Speed [km/h]	53.7	67.4	64.4	64.3	61.8	59.0
Top Speed [km/h]	68.8	69.2	65.5	66.0	63.2	60.5
Avg. Dist. to Rail [m]	3.2	3.6	4.0	2.9	2.2	3.5
Avg. Stride Freq. [Hz]	2.5	2.5	2.5	2.4	2.4	2.3
Avg. Stride Length [m]	6.0	7.3	7.3	7.3	7.2	7.0



- [ ] Ranking at each section and finish
- .-.- No data available at this section
- NA No data available