



Aquis Park Gold Coast Poly QLD Professional
Race 3: HAPPY 60TH BIRTHDAY BRUCE QTIS Three-Year-Old Maiden
Handicap - 1050m
18 May 2024 - 13:14



Track Rating: Synthetic, Weather: Fine, Rail Position: True

Section		Overall	1000m	800m	600m	400m	200m	Last 600m					
Field Times		1:01.28 (0:04.87)	0:56.41 (0:11.53)	0:44.88 (0:11.26)	0:33.62 (0:11.35)	0:22.27 (0:11.09)	0:11.18 (0:11.18)	0:33.62					
Rank	TAB Horse/Jockey	Barrier	Top Speed [km/h]	Fastest Section							Margin	Distance Travelled [m]	
1	7 MATTE BLACK Boris Thornton	7	67.1 400m	0:04.87 Overall	1:01.28 [1] (0:04.87)	0:56.41 [1] (0:11.53)	0:44.88 [1] (0:11.41)	0:33.47 [2] (0:11.39)	0:22.08 [3] (0:10.92)	0:11.16 [2] (0:11.16)	1:01.28	0:33.47	
2	1 HOLLYWOOD EPIC Jag Guthmann-Chester	8	66.6 400m	0:05.14 Overall	1:01.44 [2] (0:05.14)	0:56.30 [4] (0:11.46)	0:44.84 [3] (0:11.29)	0:33.55 [3] (0:11.27)	0:22.28 [2] (0:11.04)	0:11.24 [3] (0:11.24)	0.8L	0:33.55	-1
3	5 VITTHAL Nozi Tomizawa	6	65.9 200m	0:04.97 Overall	1:01.46 [3] (0:04.97)	0:56.49 [2] (0:11.43)	0:45.06 [2] (0:11.26)	0:33.80 [1] (0:11.35)	0:22.45 [1] (0:11.09)	0:11.36 [1] (0:11.36)	0.9L	0:33.80	-5
4	8 BENNU Andrew Spinks	2	67.5 400m	0:05.13 Overall	1:01.96 [4] (0:05.13)	0:56.83 [3] (0:11.64)	0:45.19 [5] (0:11.40)	0:33.79 [6] (0:11.29)	0:22.50 [5] (0:11.06)	0:11.44 [4] (0:11.44)	3.7L	0:33.79	+2
5	2 ROCKINAHARDPLACE Paul Hammersley	3	65.6 1000m	0:05.47 Overall	1:02.11 [5] (0:05.47)	0:56.64 [7] (0:11.45)	0:45.19 [6] (0:11.21)	0:33.98 [5] (0:11.40)	0:22.58 [6] (0:11.19)	0:11.39 [6] (0:11.39)	4.5L	0:33.98	-5
6	6 DANCES IN GRINZING Jai Williams	1	66.4 400m	0:05.16 Overall	1:02.16 [6] (0:05.16)	0:57.00 [5] (0:11.46)	0:45.54 [4] (0:11.30)	0:34.24 [4] (0:11.43)	0:22.81 [4] (0:11.22)	0:11.59 [5] (0:11.59)	4.7L	0:34.24	-3
7	4 COSMIC FLARE Luke Miller	5	66.1 800m	0:05.38 Overall	1:03.47 [7] (0:05.38)	0:58.09 [6] (0:11.71)	0:46.38 [7] (0:11.22)	0:35.16 [7] (0:11.54)	0:23.62 [7] (0:11.55)	0:12.07 [7] (0:12.07)	12.2L	0:35.16	-1

Scratched: Boom Crusher (#3)

[] Ranking at each section and finish
 -:-:- No data available at this section
 NA No data available

SCN Saddle cloth number
 DNF Did not finish
 DNT Did not track



Horse/Jockey Name	Matte Black
Final Rank	1
Fastest Section Time (Section)	0:04.87 (Overall)
Top Speed [km/h] (Section)	67.1 (400m)
Race State	Finished



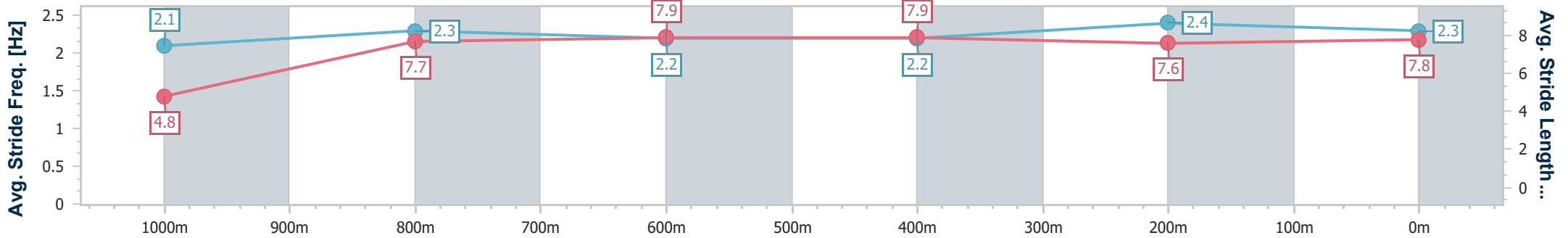
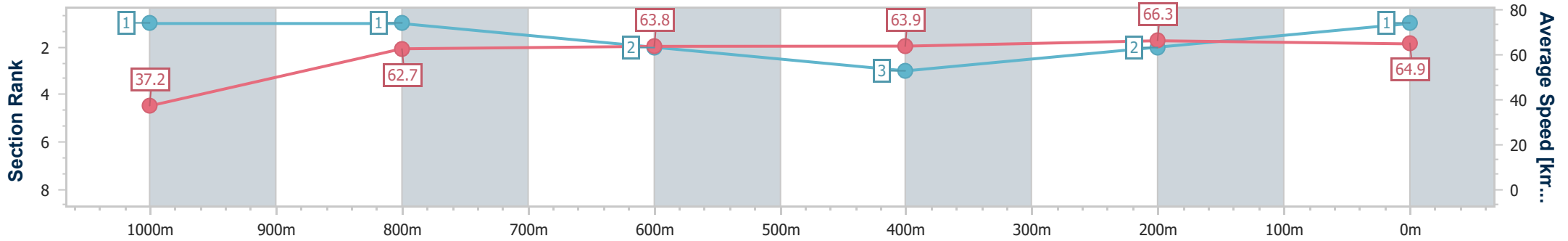
Aquis Park Gold Coast Poly QLD Professional
 Race 3: HAPPY 60TH BIRTHDAY BRUCE QTIS Three-Year-Old
 Maiden Handicap - 1050m



18 May 2024 - 13:14

Track Rating: Synthetic, Weather: Fine, Rail Position: True

Section	Overall	1000m	800m	600m	400m	200m
Section Times	1:01.28 [1] (0:04.87)	0:56.41 [1] (0:11.53)	0:44.88 [1] (0:11.41)	0:33.47 [2] (0:11.39)	0:22.08 [3] (0:10.92)	0:11.16 [2] (0:11.16)
Average Speed [km/h]	37.2	62.7	63.8	63.9	66.3	64.9
Top Speed [km/h]	55.5	65.9	64.4	66.2	67.1	66.3
Avg. Dist. to Rail [m]	5.6	2.3	2.4	2.1	1.6	3.1
Avg. Stride Freq. [Hz]	2.1	2.3	2.2	2.2	2.4	2.3
Avg. Stride Length [m]	4.8	7.7	7.9	7.9	7.6	7.8



- [] Ranking at each section and finish
- .-.- No data available at this section
- NA No data available



Horse/Jockey Name	Hollywood Epic
Final Rank	2
Fastest Section Time (Section)	0:05.14 (Overall)
Top Speed [km/h] (Section)	66.6 (400m)
Race State	Finished



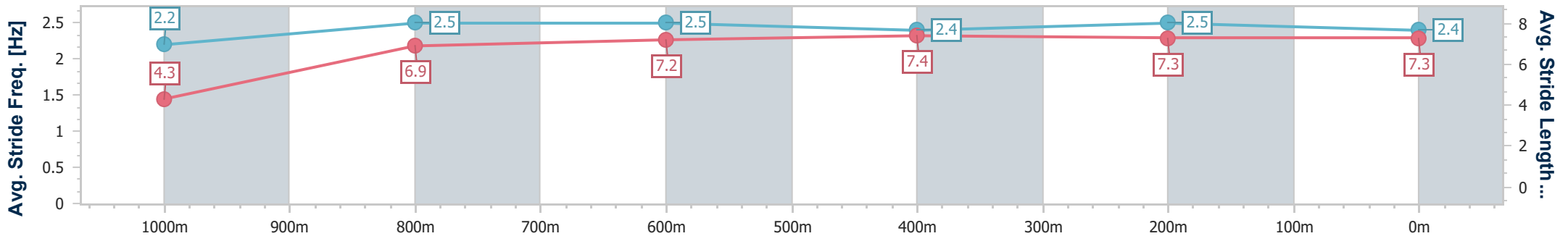
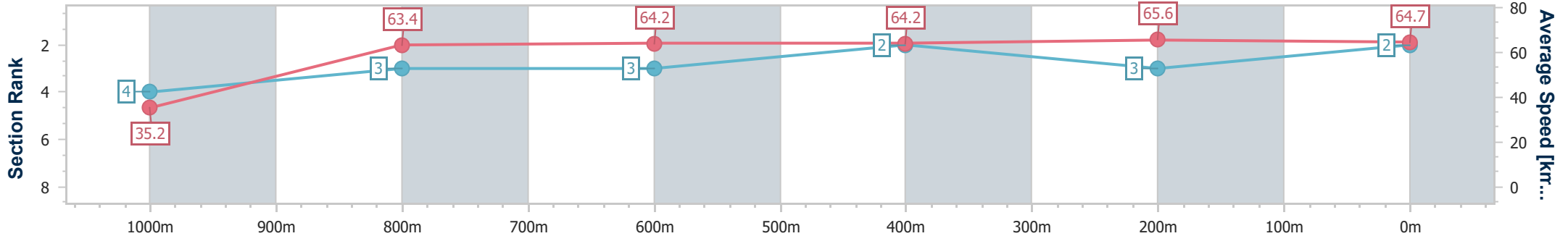
Aquis Park Gold Coast Poly QLD Professional
 Race 3: HAPPY 60TH BIRTHDAY BRUCE QTIS Three-Year-Old
 Maiden Handicap - 1050m



18 May 2024 - 13:14

Track Rating: Synthetic, Weather: Fine, Rail Position: True

Section	Overall	1000m	800m	600m	400m	200m
Section Times	1:01.44 [2] (0:05.14)	0:56.30 [4] (0:11.46)	0:44.84 [3] (0:11.29)	0:33.55 [3] (0:11.27)	0:22.28 [2] (0:11.04)	0:11.24 [3] (0:11.24)
Average Speed [km/h]	35.2	63.4	64.2	64.2	65.6	64.7
Top Speed [km/h]	55.6	65.5	65.1	65.6	66.6	66.4
Avg. Dist. to Rail [m]	7.6	2.9	1.4	1.7	2.3	5.6
Avg. Stride Freq. [Hz]	2.2	2.5	2.5	2.4	2.5	2.4
Avg. Stride Length [m]	4.3	6.9	7.2	7.4	7.3	7.3



- [] Ranking at each section and finish
- .-.- No data available at this section
- NA No data available



Horse/Jockey Name	Vitthal
Final Rank	3
Fastest Section Time (Section)	0:04.97 (Overall)
Top Speed [km/h] (Section)	65.9 (200m)
Race State	Finished



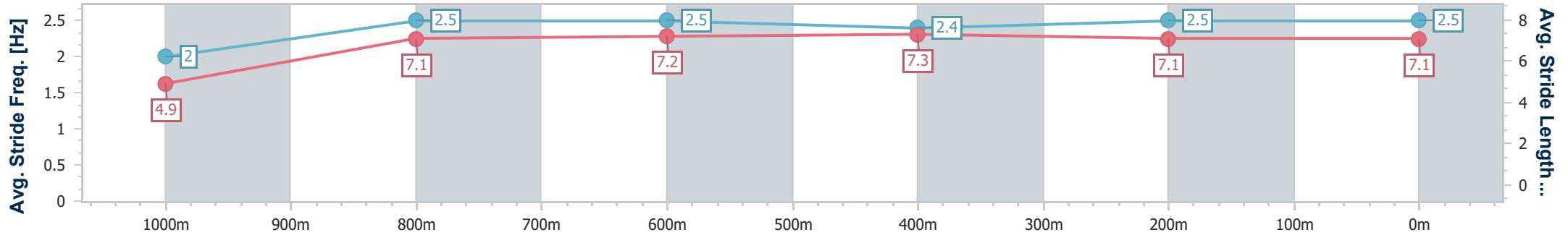
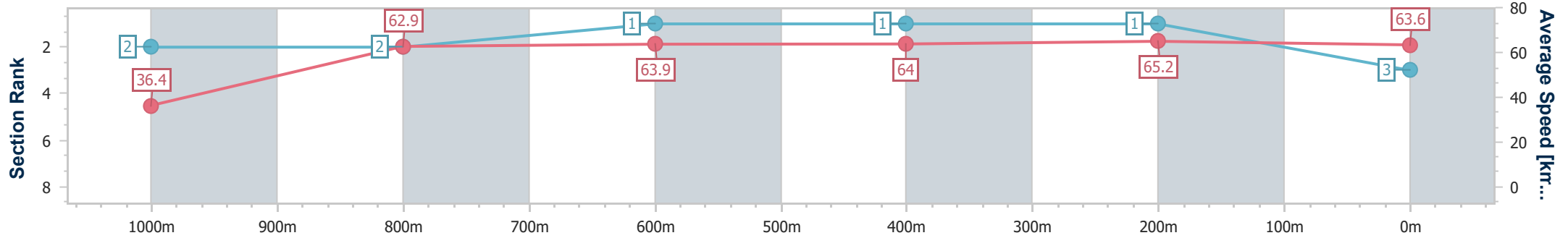
Aquis Park Gold Coast Poly QLD Professional
 Race 3: HAPPY 60TH BIRTHDAY BRUCE QTIS Three-Year-Old
 Maiden Handicap - 1050m



18 May 2024 - 13:14

Track Rating: Synthetic, Weather: Fine, Rail Position: True

Section	Overall	1000m	800m	600m	400m	200m
Section Times	1:01.46 [3] (0:04.97)	0:56.49 [2] (0:11.43)	0:45.06 [2] (0:11.26)	0:33.80 [1] (0:11.35)	0:22.45 [1] (0:11.09)	0:11.36 [1] (0:11.36)
Average Speed [km/h]	36.4	62.9	63.9	64.0	65.2	63.6
Top Speed [km/h]	55.7	65.1	64.9	64.7	65.8	65.9
Avg. Dist. to Rail [m]	4.0	1.2	0.6	1.6	2.1	3.7
Avg. Stride Freq. [Hz]	2.0	2.5	2.5	2.4	2.5	2.5
Avg. Stride Length [m]	4.9	7.1	7.2	7.3	7.1	7.1



- [] Ranking at each section and finish
- .-.- No data available at this section
- NA No data available



Horse/Jockey Name	Bennu
Final Rank	4
Fastest Section Time (Section)	0:05.13 (Overall)
Top Speed [km/h] (Section)	67.5 (400m)
Race State	Finished



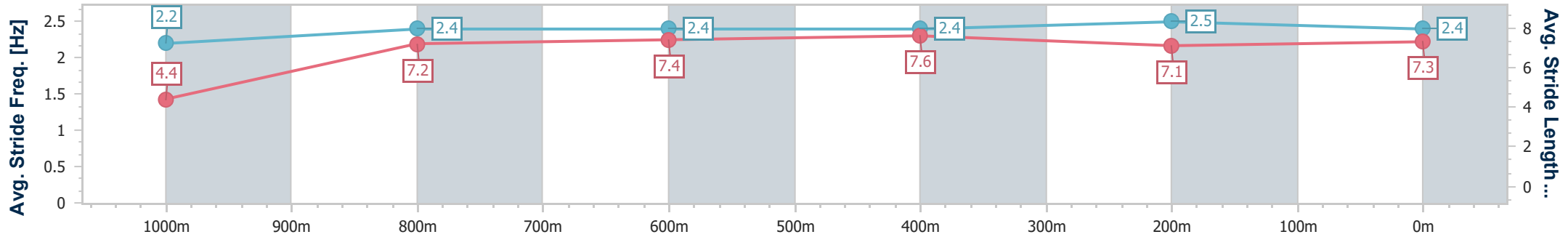
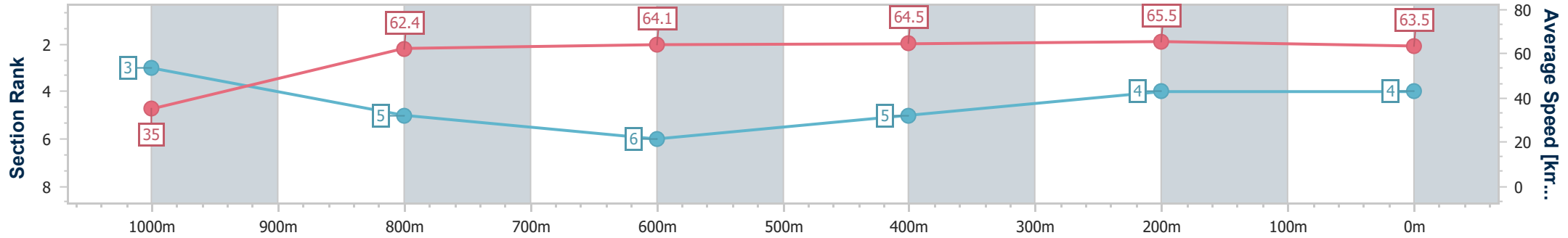
Aquis Park Gold Coast Poly QLD Professional
 Race 3: HAPPY 60TH BIRTHDAY BRUCE QTIS Three-Year-Old
 Maiden Handicap - 1050m



18 May 2024 - 13:14

Track Rating: Synthetic, Weather: Fine, Rail Position: True

Section	Overall	1000m	800m	600m	400m	200m
Section Times	1:01.96 [4] (0:05.13)	0:56.83 [3] (0:11.64)	0:45.19 [5] (0:11.40)	0:33.79 [6] (0:11.29)	0:22.50 [5] (0:11.06)	0:11.44 [4] (0:11.44)
Average Speed [km/h]	35.0	62.4	64.1	64.5	65.5	63.5
Top Speed [km/h]	55.0	65.2	66.0	65.7	67.5	67.5
Avg. Dist. to Rail [m]	2.8	2.1	2.9	2.3	4.1	5.0
Avg. Stride Freq. [Hz]	2.2	2.4	2.4	2.4	2.5	2.4
Avg. Stride Length [m]	4.4	7.2	7.4	7.6	7.1	7.3



- [] Ranking at each section and finish
- .-.- No data available at this section
- NA No data available



Horse/Jockey Name	Rockinahardplace
Final Rank	5
Fastest Section Time (Section)	0:05.47 (Overall)
Top Speed [km/h] (Section)	65.6 (1000m)
Race State	Finished



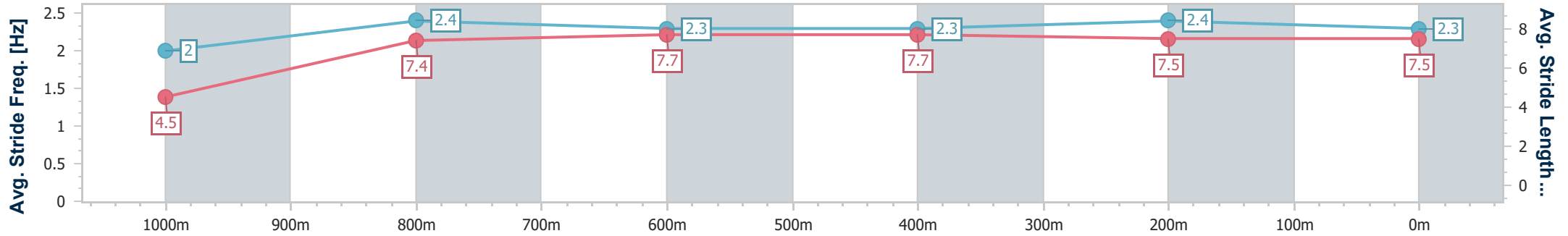
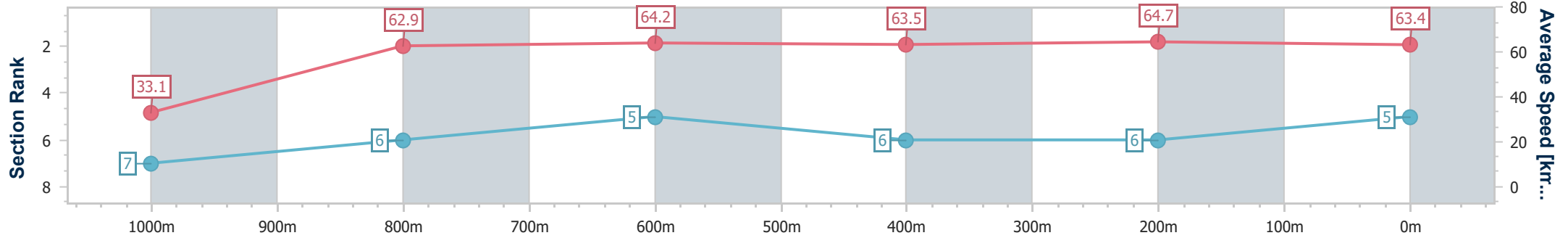
Aquis Park Gold Coast Poly QLD Professional
 Race 3: HAPPY 60TH BIRTHDAY BRUCE QTIS Three-Year-Old
 Maiden Handicap - 1050m



18 May 2024 - 13:14

Track Rating: Synthetic, Weather: Fine, Rail Position: True

Section	Overall	1000m	800m	600m	400m	200m
Section Times	1:02.11 [5] (0:05.47)	0:56.64 [7] (0:11.45)	0:45.19 [6] (0:11.21)	0:33.98 [5] (0:11.40)	0:22.58 [6] (0:11.19)	0:11.39 [6] (0:11.39)
Average Speed [km/h]	33.1	62.9	64.2	63.5	64.7	63.4
Top Speed [km/h]	52.4	65.6	65.1	64.6	65.4	65.3
Avg. Dist. to Rail [m]	2.2	0.8	0.4	1.2	2.5	3.8
Avg. Stride Freq. [Hz]	2.0	2.4	2.3	2.3	2.4	2.3
Avg. Stride Length [m]	4.5	7.4	7.7	7.7	7.5	7.5



- [] Ranking at each section and finish
- .-.- No data available at this section
- NA No data available



Horse/Jockey Name	Dances In Grinzing
Final Rank	6
Fastest Section Time (Section)	0:05.16 (Overall)
Top Speed [km/h] (Section)	66.4 (400m)
Race State	Finished



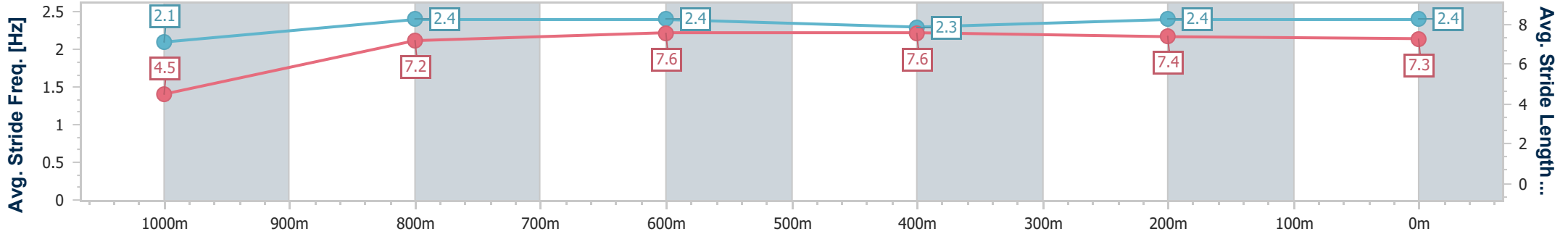
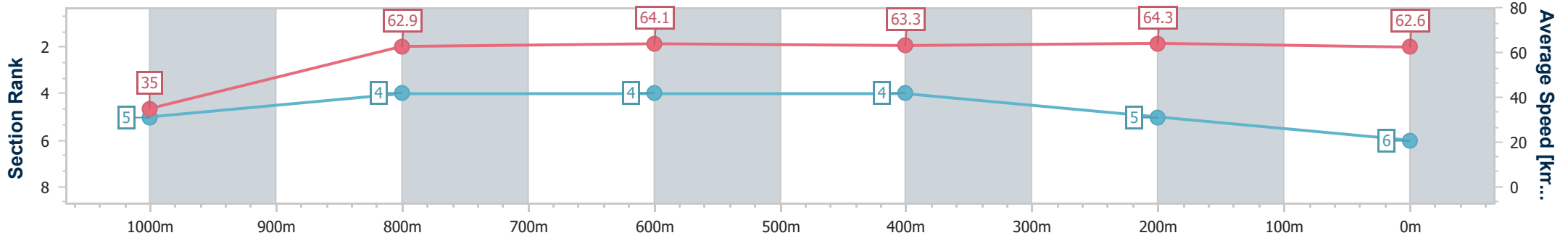
Aquis Park Gold Coast Poly QLD Professional
 Race 3: HAPPY 60TH BIRTHDAY BRUCE QTIS Three-Year-Old
 Maiden Handicap - 1050m



18 May 2024 - 13:14

Track Rating: Synthetic, Weather: Fine, Rail Position: True

Section	Overall	1000m	800m	600m	400m	200m
Section Times	1:02.16 [6] (0:05.16)	0:57.00 [5] (0:11.46)	0:45.54 [4] (0:11.30)	0:34.24 [4] (0:11.43)	0:22.81 [4] (0:11.22)	0:11.59 [5] (0:11.59)
Average Speed [km/h]	35.0	62.9	64.1	63.3	64.3	62.6
Top Speed [km/h]	54.2	64.9	65.3	64.8	66.4	64.0
Avg. Dist. to Rail [m]	0.7	0.4	0.8	1.3	2.6	3.2
Avg. Stride Freq. [Hz]	2.1	2.4	2.4	2.3	2.4	2.4
Avg. Stride Length [m]	4.5	7.2	7.6	7.6	7.4	7.3



- [] Ranking at each section and finish
- .-.- No data available at this section
- NA No data available



Horse/Jockey Name	Cosmic Flare
Final Rank	7
Fastest Section Time (Section)	0:05.38 (Overall)
Top Speed [km/h] (Section)	66.1 (800m)
Race State	Finished



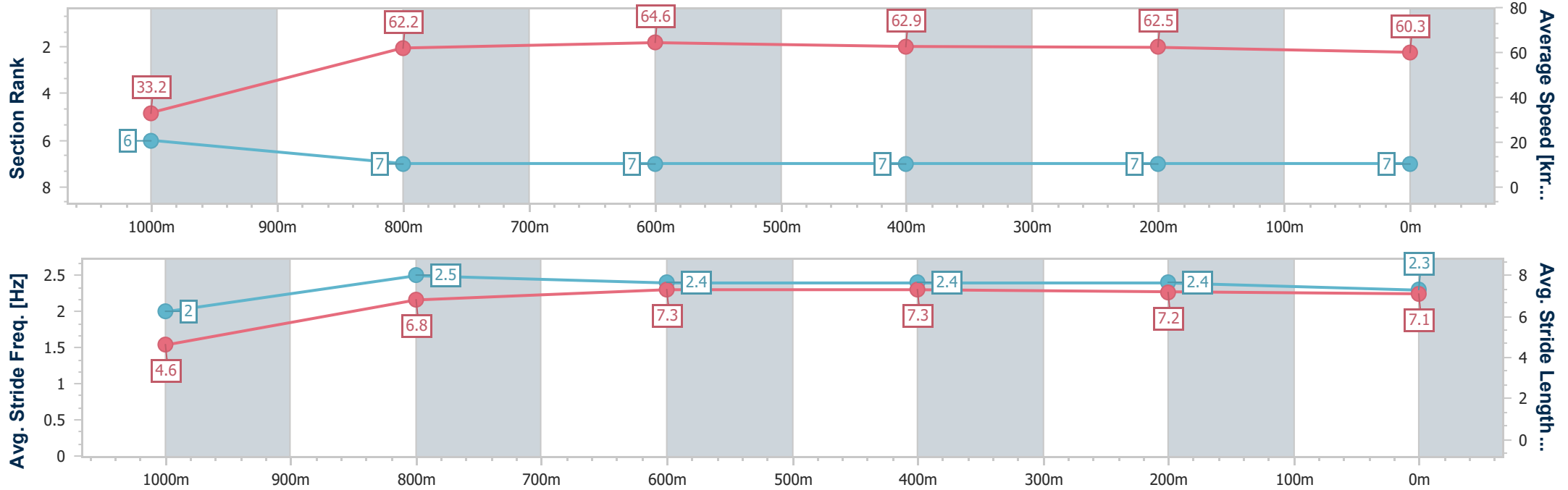
Aquis Park Gold Coast Poly QLD Professional
 Race 3: HAPPY 60TH BIRTHDAY BRUCE QTIS Three-Year-Old
 Maiden Handicap - 1050m



18 May 2024 - 13:14

Track Rating: Synthetic, Weather: Fine, Rail Position: True

Section	Overall	1000m	800m	600m	400m	200m
Section Times	1:03.47 [7] (0:05.38)	0:58.09 [6] (0:11.71)	0:46.38 [7] (0:11.22)	0:35.16 [7] (0:11.54)	0:23.62 [7] (0:11.55)	0:12.07 [7] (0:12.07)
Average Speed [km/h]	33.2	62.2	64.6	62.9	62.5	60.3
Top Speed [km/h]	52.8	65.7	66.1	65.8	63.7	62.2
Avg. Dist. to Rail [m]	3.8	3.4	1.6	1.3	2.0	3.3
Avg. Stride Freq. [Hz]	2.0	2.5	2.4	2.4	2.4	2.3
Avg. Stride Length [m]	4.6	6.8	7.3	7.3	7.2	7.1



- [] Ranking at each section and finish
- .-.- No data available at this section
- NA No data available