



**Aquis Park Gold Coast Poly QLD Professional**  
**Race 4: CURRUMBIN EAGLES FOOTBALL CLUB BENCHMARK 62**  
**Handicap - 2000m**  
**18 May 2024 - 13:49**



Track Rating: Synthetic, Weather: Fine, Rail Position: True

Section	Overall	1800m	1600m	1400m	1200m	1000m	800m	Last 600m						
Field Times	2:01.98 (0:13.80)	1:48.18 (0:11.89)	1:36.29 (0:11.88)	1:24.41 (0:12.06)	1:12.35 (0:11.64)	1:00.71 (0:11.74)	0:48.97 (0:12.07)	0:36.90						
Rank	TAB	Horse/Jockey	Barrier	Top Speed [km/h]	Fastest Section								Distance Travelled [m]	
1	3	<b>VIADLAMORE</b> Jag Guthmann-Chester	4	62.8	0:11.71	2:01.98 [1] (0:14.23)	1:47.75 [3] (0:11.89)	1:35.86 [4] (0:12.05)	1:23.81 [5] (0:12.11)	1:11.70 [5] (0:11.92)	0:59.78 [4] (0:11.71)	0:48.07 [4] (0:11.71)	0:36.36	
2	7	<b>SAXON BRAVE</b> Noriyuki Masuda	8	64.4	0:11.76	2:02.00 [2] (0:13.80)	1:48.20 [1] (0:11.89)	1:36.31 [1] (0:11.88)	1:24.43 [1] (0:12.06)	1:12.37 [1] (0:11.87)	1:00.50 [2] (0:11.76)	0:48.74 [2] (0:11.97)	0:36.77	+0
3	2	<b>TROPIC SANDS</b> Boris Thornton	1	64.3	0:11.54	2:02.04 [3] (0:14.46)	1:47.58 [6] (0:11.87)	1:35.71 [6] (0:12.06)	1:23.65 [6] (0:12.08)	1:11.57 [6] (0:12.00)	0:59.57 [6] (0:11.68)	0:47.89 [6] (0:11.54)	0:36.35	-1
4	1	<b>ZOOMURUDI</b> Jai Williams	2	65.4	0:11.36	2:02.25 [4] (0:15.16)	1:47.09 [8] (0:11.36)	1:35.73 [7] (0:11.95)	1:23.78 [7] (0:12.09)	1:11.69 [7] (0:11.96)	0:59.73 [7] (0:11.73)	0:48.00 [7] (0:11.62)	0:36.38	+12
5	5	<b>PAPAL MISS</b> Girish Goomany	6	62.8	0:11.63	2:02.27 [5] (0:14.92)	1:47.35 [7] (0:11.69)	1:35.66 [8] (0:12.22)	1:23.44 [8] (0:11.89)	1:11.55 [8] (0:12.05)	0:59.50 [8] (0:11.63)	0:47.87 [8] (0:11.63)	0:36.24	+0
6	6	<b>SKYLON</b> Ryan Wiggins	5	62.8	0:11.73	2:02.29 [6] (0:14.08)	1:48.21 [2] (0:11.77)	1:36.44 [3] (0:11.81)	1:24.63 [3] (0:12.13)	1:12.50 [3] (0:12.06)	1:00.44 [3] (0:11.73)	0:48.71 [3] (0:11.93)	0:36.78	+4
7	8	<b>PATTI WAGGIN</b> Lilli Barr	7	65.7	0:11.48	2:03.40 [7] (0:14.31)	1:49.09 [4] (0:11.48)	1:37.61 [2] (0:11.83)	1:25.78 [2] (0:12.04)	1:13.74 [2] (0:11.61)	1:02.13 [1] (0:11.74)	0:50.39 [1] (0:12.07)	0:38.32	+5
8	4	<b>TIRITIRI</b> Matthew Palmer	3	64.6	0:11.74	2:03.48 [8] (0:14.40)	1:49.08 [5] (0:11.78)	1:37.30 [5] (0:11.97)	1:25.33 [4] (0:12.10)	1:13.23 [4] (0:11.97)	1:01.26 [5] (0:11.74)	0:49.52 [5] (0:11.78)	0:37.74	+5



**Aquis Park Gold Coast Poly QLD Professional**  
**Race 4: CURRUMBIN EAGLES FOOTBALL CLUB BENCHMARK 62**  
**Handicap - 2000m**  
**18 May 2024 - 13:49**



Track Rating: Synthetic, Weather: Fine, Rail Position: True

Section				600m	400m	200m			Last 600m		
Field Times				0:36.90 (0:12.22)	0:24.68 (0:12.21)	0:12.47 (0:12.47)			0:36.90		
Rank	TAB	Horse/Jockey	Barrier	Top Speed [km/h]	Fastest Section	Margin			Distance Travelled [m]		
1	3	<b>VIADLAMORE</b> Jag Guthmann-Chester	4	62.8 Overall	0:11.71 1000m	0:36.36 [4] (0:11.94)	0:24.42 [4] (0:12.07)	0:12.35 [3] (0:12.35)	2:01.98	0:36.36	
2	7	<b>SAXON BRAVE</b> Noriyuki Masuda	8	64.4 Overall	0:11.76 1000m	0:36.77 [2] (0:12.07)	0:24.70 [1] (0:12.21)	0:12.49 [1] (0:12.49)	0.1L	0:36.77	+0
3	2	<b>TROPIC SANDS</b> Boris Thornton	1	64.3 Overall	0:11.54 800m	0:36.35 [5] (0:11.90)	0:24.45 [5] (0:12.16)	0:12.29 [4] (0:12.29)	0.3L	0:36.35	-1
4	1	<b>ZOOMURUDI</b> Jai Williams	2	65.4 1800m	0:11.36 1800m	0:36.38 [7] (0:11.74)	0:24.64 [6] (0:12.20)	0:12.44 [5] (0:12.44)	1.3L	0:36.38	+12
5	5	<b>PAPAL MISS</b> Girish Goomany	6	62.8 800m	0:11.63 1000m	0:36.24 [8] (0:11.96)	0:24.28 [8] (0:12.10)	0:12.18 [6] (0:12.18)	1.4L	0:36.24	+0
6	6	<b>SKYLON</b> Ryan Wiggins	5	62.8 1800m	0:11.73 1000m	0:36.78 [3] (0:11.93)	0:24.85 [3] (0:12.15)	0:12.70 [2] (0:12.70)	1.5L	0:36.78	+4
7	8	<b>PATTI WAGGIN</b> Lilli Barr	7	65.7 Overall	0:11.48 1800m	0:38.32 [1] (0:12.29)	0:26.03 [2] (0:12.80)	0:13.23 [7] (0:13.23)	8L	0:38.32	+5
8	4	<b>TIRITIRI</b> Matthew Palmer	3	64.6 1800m	0:11.74 1000m	0:37.74 [6] (0:12.05)	0:25.69 [7] (0:12.66)	0:13.03 [8] (0:13.03)	8.4L	0:37.74	+5



Horse/Jockey Name	Viadelamore
Final Rank	1
Fastest Section Time (Section)	0:11.71 (1000m)
Top Speed [km/h] (Section)	62.8 (Overall)
Race State	Finished

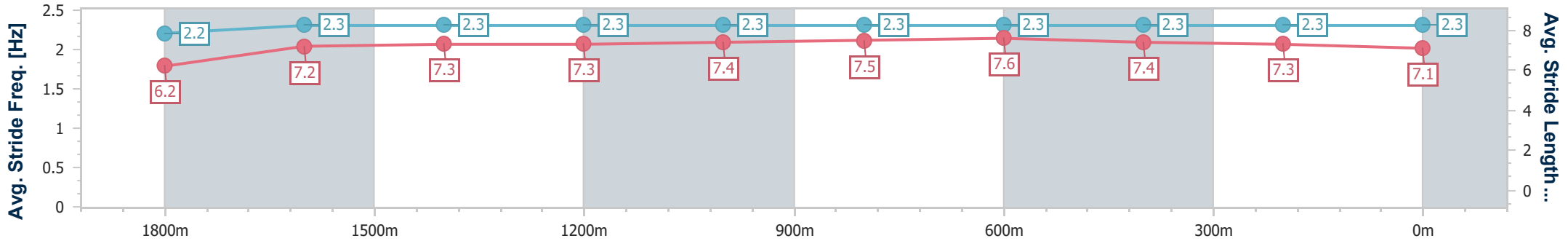
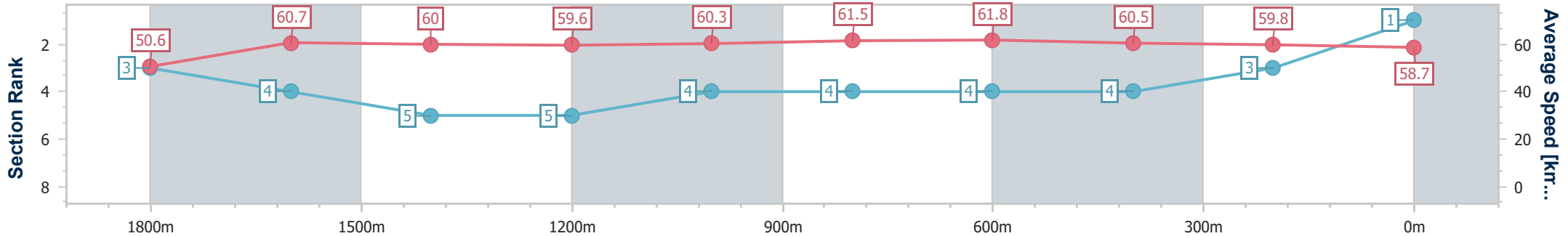


Aquis Park Gold Coast Poly QLD Professional  
 Race 4: CURRUMBIN EAGLES FOOTBALL CLUB BENCHMARK AQUIS PARK  
 62 Handicap - 2000m  
 18 May 2024 - 13:49



Track Rating: Synthetic, Weather: Fine, Rail Position: True

Section	Overall	1800m	1600m	1400m	1200m	1000m	800m	600m	400m	200m
Section Times	2:01.98 [1] (0:14.23)	1:47.75 [3] (0:11.89)	1:35.86 [4] (0:12.05)	1:23.81 [5] (0:12.11)	1:11.70 [5] (0:11.92)	0:59.78 [4] (0:11.71)	0:48.07 [4] (0:11.71)	0:36.36 [4] (0:11.94)	0:24.42 [4] (0:12.07)	0:12.35 [3] (0:12.35)
Average Speed [km/h]	50.6	60.7	60.0	59.6	60.3	61.5	61.8	60.5	59.8	58.7
Top Speed [km/h]	62.8	62.5	61.3	60.1	61.9	62.3	62.3	61.8	60.5	59.5
Avg. Dist. to Rail [m]	1.4	0.6	0.9	0.6	0.9	0.7	0.6	0.7	2.5	3.0
Avg. Stride Freq. [Hz]	2.2	2.3	2.3	2.3	2.3	2.3	2.3	2.3	2.3	2.3
Avg. Stride Length [m]	6.2	7.2	7.3	7.3	7.4	7.5	7.6	7.4	7.3	7.1



- [ ] Ranking at each section and finish
- .-.- No data available at this section
- NA No data available



Horse/Jockey Name	Saxon Brave
Final Rank	2
Fastest Section Time (Section)	0:11.76 (1000m)
Top Speed [km/h] (Section)	64.4 (Overall)
Race State	Finished

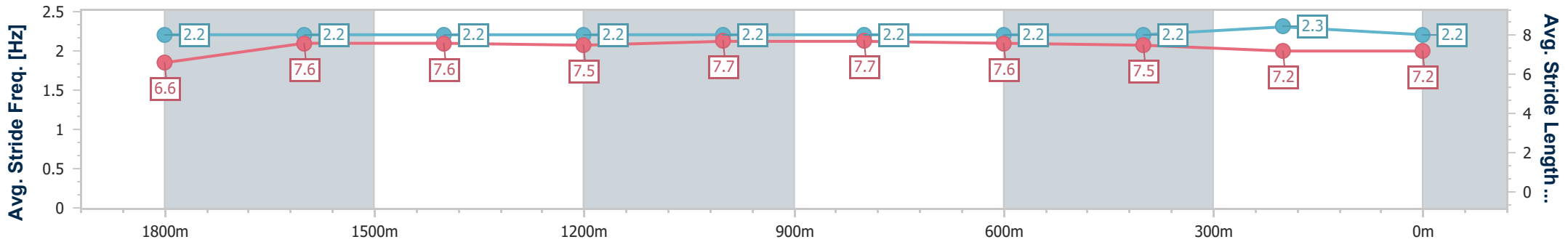
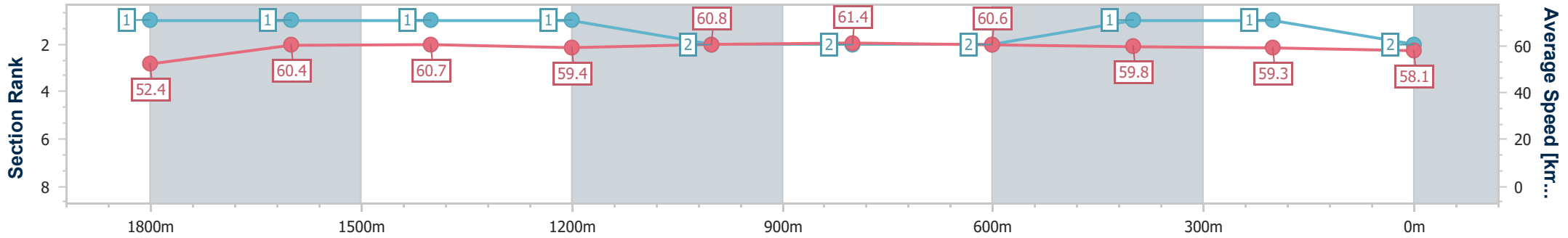


Aquis Park Gold Coast Poly QLD Professional  
 Race 4: CURRUMBIN EAGLES FOOTBALL CLUB BENCHMARK AQUIS PARK  
 62 Handicap - 2000m  
 18 May 2024 - 13:49



Track Rating: Synthetic, Weather: Fine, Rail Position: True

Section	Overall	1800m	1600m	1400m	1200m	1000m	800m	600m	400m	200m
Section Times	2:02.00 [2] (0:13.80)	1:48.20 [1] (0:11.89)	1:36.31 [1] (0:11.88)	1:24.43 [1] (0:12.06)	1:12.37 [1] (0:11.87)	1:00.50 [2] (0:11.76)	0:48.74 [2] (0:11.97)	0:36.77 [2] (0:12.07)	0:24.70 [1] (0:12.21)	0:12.49 [1] (0:12.49)
Average Speed [km/h]	52.4	60.4	60.7	59.4	60.8	61.4	60.6	59.8	59.3	58.1
Top Speed [km/h]	64.4	62.5	61.1	60.5	61.9	61.9	60.8	60.9	60.2	59.2
Avg. Dist. to Rail [m]	5.2	0.8	0.2	0.4	1.2	1.6	1.0	1.0	4.1	5.6
Avg. Stride Freq. [Hz]	2.2	2.2	2.2	2.2	2.2	2.2	2.2	2.2	2.3	2.2
Avg. Stride Length [m]	6.6	7.6	7.6	7.5	7.7	7.7	7.6	7.5	7.2	7.2



- [ ] Ranking at each section and finish
- .-.- No data available at this section
- NA No data available



Horse/Jockey Name	Tropic Sands
Final Rank	3
Fastest Section Time (Section)	0:11.54 (800m)
Top Speed [km/h] (Section)	64.3 (Overall)
Race State	Finished

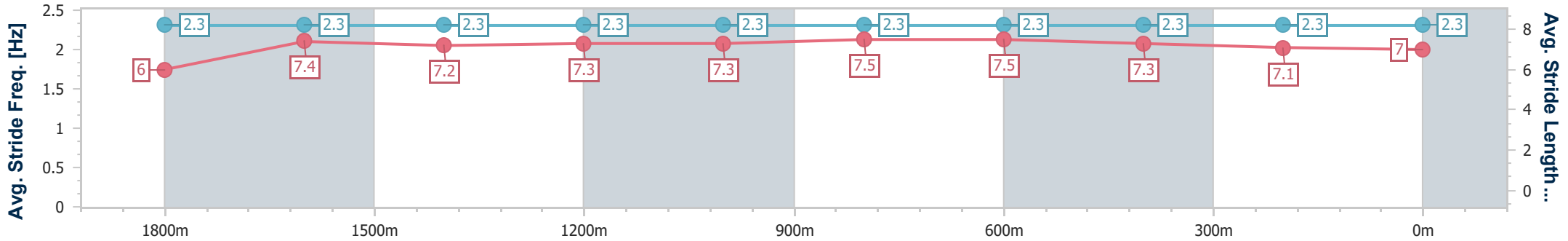
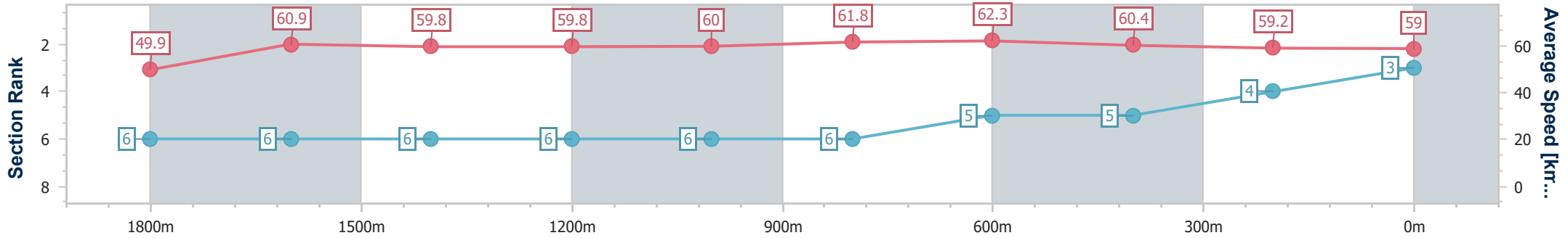


Aquis Park Gold Coast Poly QLD Professional  
 Race 4: CURRUMBIN EAGLES FOOTBALL CLUB BENCHMARK AQUIS PARK  
 62 Handicap - 2000m  
 18 May 2024 - 13:49



Track Rating: Synthetic, Weather: Fine, Rail Position: True

Section	Overall	1800m	1600m	1400m	1200m	1000m	800m	600m	400m	200m
Section Times	2:02.04 [3] (0:14.46)	1:47.58 [6] (0:11.87)	1:35.71 [6] (0:12.06)	1:23.65 [6] (0:12.08)	1:11.57 [6] (0:12.00)	0:59.57 [6] (0:11.68)	0:47.89 [6] (0:11.54)	0:36.35 [5] (0:11.90)	0:24.45 [5] (0:12.16)	0:12.29 [4] (0:12.29)
Average Speed [km/h]	49.9	60.9	59.8	59.8	60.0	61.8	62.3	60.4	59.2	59.0
Top Speed [km/h]	64.3	63.9	61.7	60.7	61.2	62.5	62.7	62.0	61.0	59.8
Avg. Dist. to Rail [m]	0.4	0.9	1.1	0.5	1.1	0.9	0.5	0.2	2.0	2.3
Avg. Stride Freq. [Hz]	2.3	2.3	2.3	2.3	2.3	2.3	2.3	2.3	2.3	2.3
Avg. Stride Length [m]	6.0	7.4	7.2	7.3	7.3	7.5	7.5	7.3	7.1	7.0



- [ ] Ranking at each section and finish
- .-.- No data available at this section
- NA No data available



Horse/Jockey Name	Zoomurudi
Final Rank	4
Fastest Section Time (Section)	0:11.36 (1800m)
Top Speed [km/h] (Section)	65.4 (1800m)
Race State	Finished

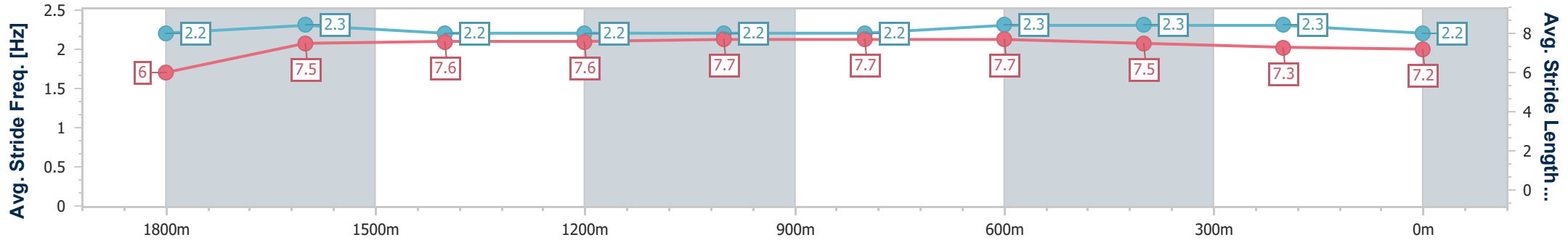
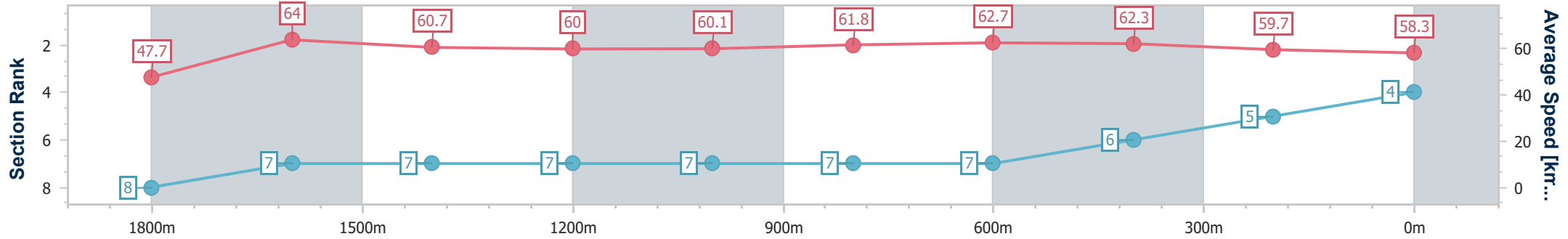


Aquis Park Gold Coast Poly QLD Professional  
 Race 4: CURRUMBIN EAGLES FOOTBALL CLUB BENCHMARK AQUIS PARK  
 62 Handicap - 2000m  
 18 May 2024 - 13:49



Track Rating: Synthetic, Weather: Fine, Rail Position: True

Section	Overall	1800m	1600m	1400m	1200m	1000m	800m	600m	400m	200m
Section Times	2:02.25 [4] (0:15.16)	1:47.09 [8] (0:11.36)	1:35.73 [7] (0:11.95)	1:23.78 [7] (0:12.09)	1:11.69 [7] (0:11.96)	0:59.73 [7] (0:11.73)	0:48.00 [7] (0:11.62)	0:36.38 [7] (0:11.74)	0:24.64 [6] (0:12.20)	0:12.44 [5] (0:12.44)
Average Speed [km/h]	47.7	64.0	60.7	60.0	60.1	61.8	62.7	62.3	59.7	58.3
Top Speed [km/h]	61.3	65.4	62.5	61.4	61.6	62.5	63.3	63.4	61.5	59.2
Avg. Dist. to Rail [m]	1.0	2.2	2.0	1.3	2.1	1.8	2.6	3.4	5.8	3.9
Avg. Stride Freq. [Hz]	2.2	2.3	2.2	2.2	2.2	2.2	2.3	2.3	2.3	2.2
Avg. Stride Length [m]	6.0	7.5	7.6	7.6	7.7	7.7	7.7	7.5	7.3	7.2



- [ ] Ranking at each section and finish
- .-.- No data available at this section
- NA No data available



Horse/Jockey Name	Papal Miss
Final Rank	5
Fastest Section Time (Section)	0:11.63 (1000m)
Top Speed [km/h] (Section)	62.8 (800m)
Race State	Finished

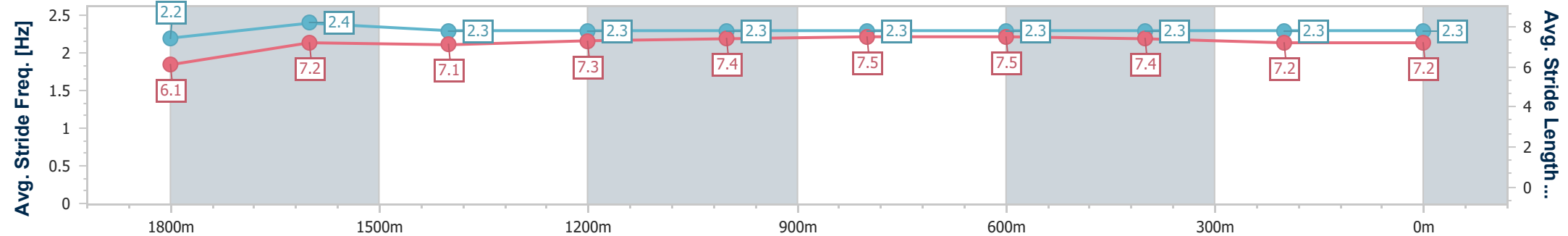
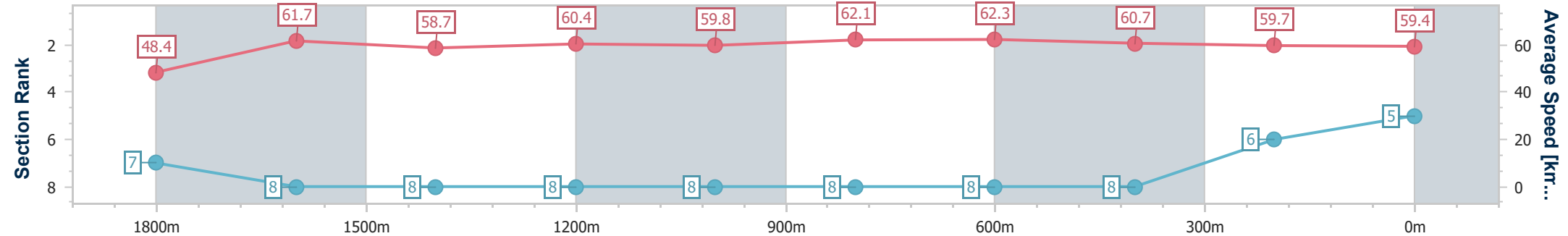


Aquis Park Gold Coast Poly QLD Professional  
 Race 4: CURRUMBIN EAGLES FOOTBALL CLUB BENCHMARK AQUIS PARK  
 62 Handicap - 2000m  
 18 May 2024 - 13:49



Track Rating: Synthetic, Weather: Fine, Rail Position: True

Section	Overall	1800m	1600m	1400m	1200m	1000m	800m	600m	400m	200m
Section Times	2:02.27 [5] (0:14.92)	1:47.35 [7] (0:11.69)	1:35.66 [8] (0:12.22)	1:23.44 [8] (0:11.89)	1:11.55 [8] (0:12.05)	0:59.50 [8] (0:11.63)	0:47.87 [8] (0:11.63)	0:36.24 [8] (0:11.96)	0:24.28 [8] (0:12.10)	0:12.18 [6] (0:12.18)
Average Speed [km/h]	48.4	61.7	58.7	60.4	59.8	62.1	62.3	60.7	59.7	59.4
Top Speed [km/h]	59.9	62.7	61.1	61.4	60.6	62.6	62.8	62.8	60.3	60.0
Avg. Dist. to Rail [m]	2.9	0.5	0.3	0.3	0.7	0.8	1.6	1.4	2.3	2.0
Avg. Stride Freq. [Hz]	2.2	2.4	2.3	2.3	2.3	2.3	2.3	2.3	2.3	2.3
Avg. Stride Length [m]	6.1	7.2	7.1	7.3	7.4	7.5	7.5	7.4	7.2	7.2



- [ ] Ranking at each section and finish
- .-.- No data available at this section
- NA No data available



Horse/Jockey Name	Sylon
Final Rank	6
Fastest Section Time (Section)	0:11.73 (1000m)
Top Speed [km/h] (Section)	62.8 (1800m)
Race State	Finished

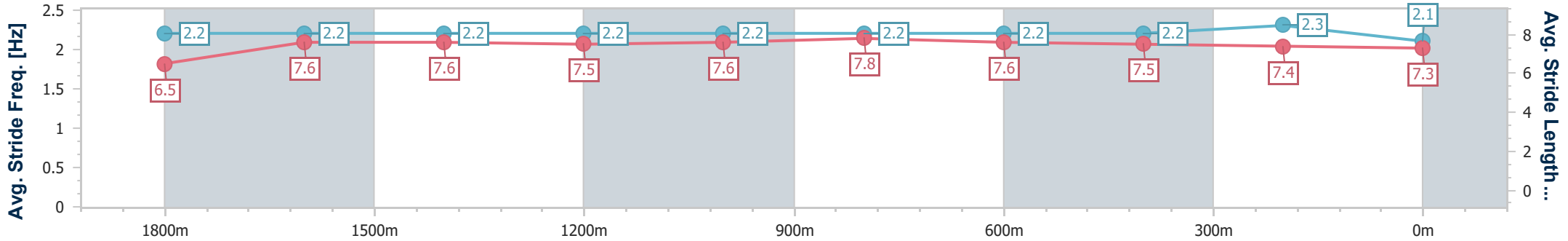
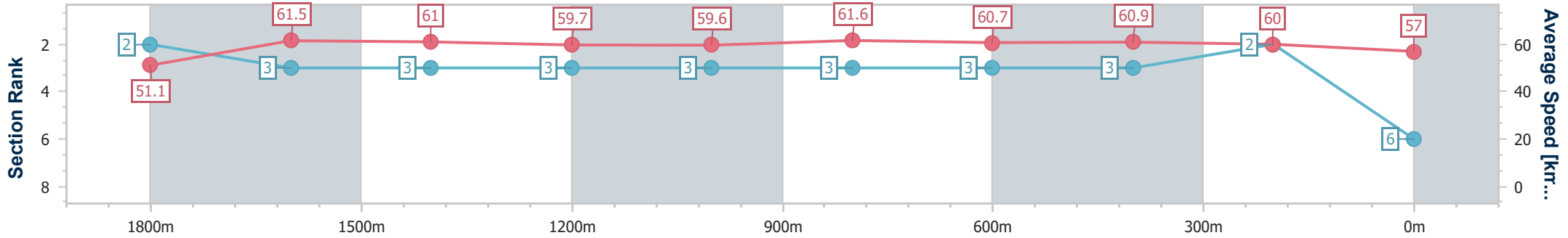


Aquis Park Gold Coast Poly QLD Professional  
 Race 4: CURRUMBIN EAGLES FOOTBALL CLUB BENCHMARK AQUIS PARK  
 62 Handicap - 2000m  
 18 May 2024 - 13:49



Track Rating: Synthetic, Weather: Fine, Rail Position: True

Section	Overall	1800m	1600m	1400m	1200m	1000m	800m	600m	400m	200m
Section Times	2:02.29 [6] (0:14.08)	1:48.21 [2] (0:11.77)	1:36.44 [3] (0:11.81)	1:24.63 [3] (0:12.13)	1:12.50 [3] (0:12.06)	1:00.44 [3] (0:11.73)	0:48.71 [3] (0:11.93)	0:36.78 [3] (0:11.93)	0:24.85 [3] (0:12.15)	0:12.70 [2] (0:12.70)
Average Speed [km/h]	51.1	61.5	61.0	59.7	59.6	61.6	60.7	60.9	60.0	57.0
Top Speed [km/h]	62.7	62.8	61.9	61.2	60.5	62.6	61.5	61.2	61.0	59.1
Avg. Dist. to Rail [m]	3.0	1.4	0.7	0.4	2.4	1.5	1.0	1.5	6.7	8.2
Avg. Stride Freq. [Hz]	2.2	2.2	2.2	2.2	2.2	2.2	2.2	2.2	2.3	2.1
Avg. Stride Length [m]	6.5	7.6	7.6	7.5	7.6	7.8	7.6	7.5	7.4	7.3



- [ ] Ranking at each section and finish
- .-.- No data available at this section
- NA No data available





Horse/Jockey Name	Patti Waggin
Final Rank	7
Fastest Section Time (Section)	0:11.48 (1800m)
Top Speed [km/h] (Section)	65.7 (Overall)
Race State	Finished

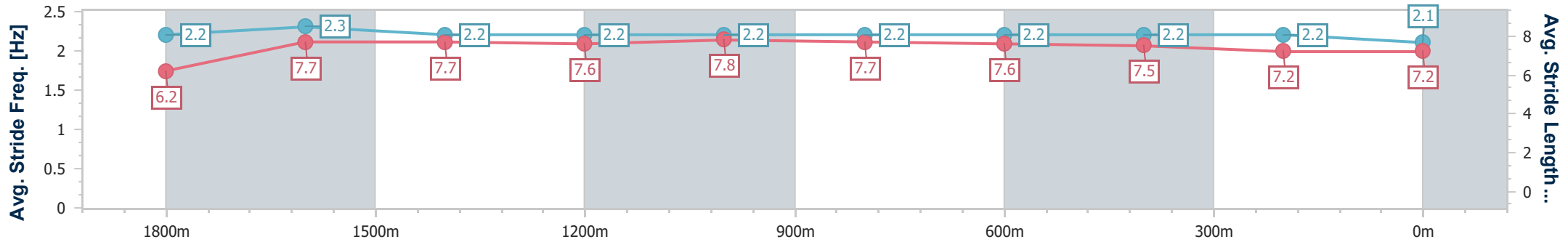
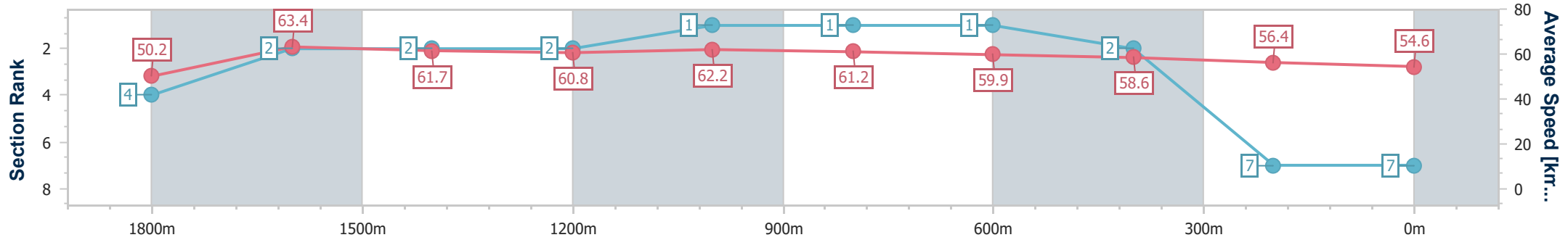


Aquis Park Gold Coast Poly QLD Professional  
 Race 4: CURRUMBIN EAGLES FOOTBALL CLUB BENCHMARK AQUIS PARK  
 62 Handicap - 2000m  
 18 May 2024 - 13:49



Track Rating: Synthetic, Weather: Fine, Rail Position: True

Section	Overall	1800m	1600m	1400m	1200m	1000m	800m	600m	400m	200m
Section Times	2:03.40 [7] (0:14.31)	1:49.09 [4] (0:11.48)	1:37.61 [2] (0:11.83)	1:25.78 [2] (0:12.04)	1:13.74 [2] (0:11.61)	1:02.13 [1] (0:11.74)	0:50.39 [1] (0:12.07)	0:38.32 [1] (0:12.29)	0:26.03 [2] (0:12.80)	0:13.23 [7] (0:13.23)
Average Speed [km/h]	50.2	63.4	61.7	60.8	62.2	61.2	59.9	58.6	56.4	54.6
Top Speed [km/h]	65.7	64.4	62.2	61.2	62.4	62.2	60.3	59.8	57.1	55.4
Avg. Dist. to Rail [m]	4.9	3.0	3.2	2.6	2.1	0.6	0.3	0.2	0.8	1.4
Avg. Stride Freq. [Hz]	2.2	2.3	2.2	2.2	2.2	2.2	2.2	2.2	2.2	2.1
Avg. Stride Length [m]	6.2	7.7	7.7	7.6	7.8	7.7	7.6	7.5	7.2	7.2



- [ ] Ranking at each section and finish
- .-.- No data available at this section
- NA No data available



Horse/Jockey Name	Tiritiri
Final Rank	8
Fastest Section Time (Section)	0:11.74 (1000m)
Top Speed [km/h] (Section)	64.6 (1800m)
Race State	Finished

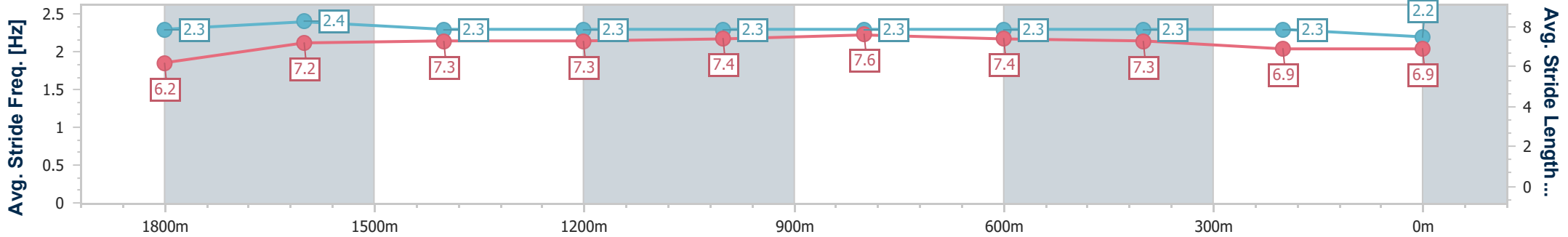
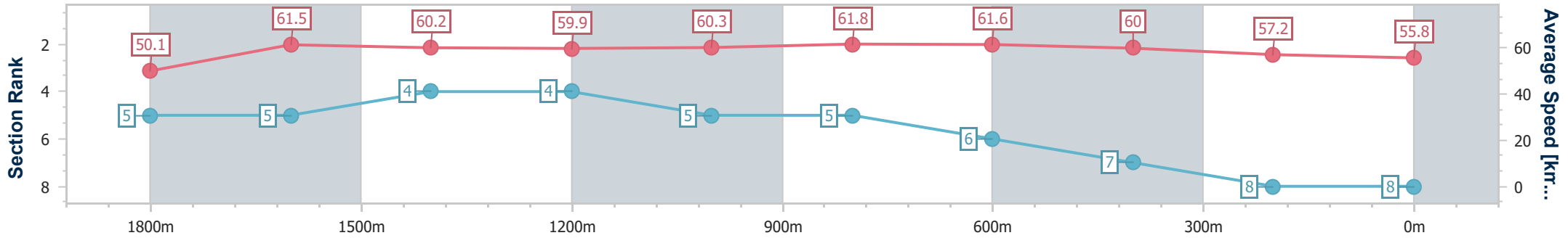


Aquis Park Gold Coast Poly QLD Professional  
 Race 4: CURRUMBIN EAGLES FOOTBALL CLUB BENCHMARK AQUIS PARK  
 62 Handicap - 2000m  
 18 May 2024 - 13:49



Track Rating: Synthetic, Weather: Fine, Rail Position: True

Section	Overall	1800m	1600m	1400m	1200m	1000m	800m	600m	400m	200m
Section Times	2:03.48 [8] (0:14.40)	1:49.08 [5] (0:11.78)	1:37.30 [5] (0:11.97)	1:25.33 [4] (0:12.10)	1:13.23 [4] (0:11.97)	1:01.26 [5] (0:11.74)	0:49.52 [5] (0:11.78)	0:37.74 [6] (0:12.05)	0:25.69 [7] (0:12.66)	0:13.03 [8] (0:13.03)
Average Speed [km/h]	50.1	61.5	60.2	59.9	60.3	61.8	61.6	60.0	57.2	55.8
Top Speed [km/h]	63.2	64.6	61.1	60.7	61.5	62.8	62.4	62.5	57.8	56.8
Avg. Dist. to Rail [m]	1.8	1.6	1.3	1.0	2.3	2.5	1.4	1.2	4.1	4.2
Avg. Stride Freq. [Hz]	2.3	2.4	2.3	2.3	2.3	2.3	2.3	2.3	2.3	2.2
Avg. Stride Length [m]	6.2	7.2	7.3	7.3	7.4	7.6	7.4	7.3	6.9	6.9



- [ ] Ranking at each section and finish
- .-.- No data available at this section
- NA No data available