



Doomben QLD Professional

Race 2: THE STAR BENCHMARK 78 Handicap - 1350m

18 May 2024 - 12:26



BRISBANE
RACING CLUB

Track Rating: Soft 7, Weather: Fine, Rail Position: True

Section		Overall	1200m	1000m	800m	600m	400m	Last 600m				
Field Times		1:21.21 (0:10.91)	1:10.30 (0:10.59)	0:59.71 (0:11.21)	0:48.50 (0:11.72)	0:36.78 (0:11.87)	0:24.91 (0:12.11)	0:36.78				
Rank	TAB Horse/Jockey	Barrier	Top Speed [km/h]	Fastest Section	Distance Travelled [m]							
1	1 ANG POW Marnu Potgieter	20	68.4 1200m	0:10.83 1200m	1:21.21 [1] (0:11.66)	1:09.55 [12] (0:10.83)	0:58.72 [12] (0:11.31)	0:47.41 [10] (0:11.75)	0:35.66 [10] (0:11.59)	0:24.07 [9] (0:11.60)	0:35.66	
2	13 CENTRE BOUNCE Robbie Dolan	16	67.5 1200m	0:10.86 1200m	1:21.24 [2] (0:11.34)	1:09.90 [7] (0:10.86)	0:59.04 [8] (0:11.23)	0:47.81 [7] (0:11.77)	0:36.04 [7] (0:11.77)	0:24.27 [7] (0:11.79)	0:36.04	+0
3	7 WARBY Jamie Kah	18	69.0 1200m	0:10.76 1200m	1:21.51 [3] (0:12.00)	1:09.51 [15] (0:10.76)	0:58.75 [14] (0:11.29)	0:47.46 [13] (0:11.82)	0:35.64 [13] (0:11.59)	0:24.05 [12] (0:11.57)	0:35.64	+4
4	8 RENOUF Jake Bayliss	21	67.5 1200m	0:11.02 1200m	1:21.73 [4] (0:12.00)	1:09.73 [14] (0:11.02)	0:58.71 [16] (0:11.32)	0:47.39 [15] (0:11.74)	0:35.65 [15] (0:11.55)	0:24.10 [14] (0:11.57)	0:35.65	-1
5	9 WEIGALL TIGER Cejay Graham	7	67.6 1200m	0:10.84 1200m	1:21.74 [5] (0:11.01)	1:10.73 [2] (0:10.84)	0:59.89 [5] (0:11.29)	0:48.60 [5] (0:11.69)	0:36.91 [4] (0:11.83)	0:25.08 [5] (0:12.14)	0:36.91	-2
6	15 TOO HARD TO REFUSE Jim Byrne	6	68.9 1200m	0:10.59 1200m	1:22.09 [6] (0:10.91)	1:11.18 [1] (0:10.59)	1:00.59 [1] (0:11.24)	0:49.35 [2] (0:11.73)	0:37.62 [2] (0:11.83)	0:25.79 [1] (0:12.11)	0:37.62	-2
7	4 BLACKLOG Yvette Lewis	12	68.7 1200m	0:10.89 1200m	1:22.14 [7] (0:11.58)	1:10.56 [10] (0:10.89)	0:59.67 [10] (0:11.46)	0:48.21 [12] (0:11.90)	0:36.31 [12] (0:11.69)	0:24.62 [13] (0:11.77)	0:36.31	-5
8	18 MINTAKA LAD Kyle Wilson-Taylor	1	69.6 1200m	0:10.68 1200m	1:22.36 [8] (0:11.06)	1:11.30 [4] (0:10.68)	1:00.62 [3] (0:11.31)	0:49.31 [4] (0:11.79)	0:37.52 [5] (0:11.81)	0:25.71 [4] (0:12.21)	0:37.52	-3
9	10 BLAKMAX Blake Shinn	22	68.5 1200m	0:10.63 1200m	1:22.49 [9] (0:11.21)	1:11.28 [6] (0:10.63)	1:00.65 [4] (0:11.16)	0:49.49 [3] (0:11.65)	0:37.84 [3] (0:11.87)	0:25.97 [3] (0:12.12)	0:37.84	+2
10	3 TICK TOCK QUEEN Craig Williams	4	68.4 1200m	0:10.78 1200m	1:22.52 [10] (0:11.38)	1:11.14 [8] (0:10.78)	1:00.36 [7] (0:11.37)	0:48.99 [8] (0:11.81)	0:37.18 [8] (0:11.79)	0:25.39 [8] (0:12.13)	0:37.18	+0

Scratched: Redwood Shadow (#14), Differential (#20), Pangaea (#21), Hulkamania (#22), Sea Ripple (#17), Selous (#19)

Report Created: Sat 18 May 2024 13:01 GMT+10 (Note: Timing is based on position data)

Page 1/20

[] Ranking at each section and finish
 -:-:- No data available at this section
 NA No data available

SCN Saddle cloth number
 DNF Did not finish
 DNT Did not track

data processed by TRIPLES DATA



Doomben QLD Professional

Race 2: THE STAR BENCHMARK 78 Handicap - 1350m

18 May 2024 - 12:26



BRISBANE
RACING CLUB

Track Rating: Soft 7, Weather: Fine, Rail Position: True

Section		Overall	1200m	1000m	800m	600m	400m	Last 600m				
Field Times		1:21.21 (0:10.91)	1:10.30 (0:10.59)	0:59.71 (0:11.21)	0:48.50 (0:11.72)	0:36.78 (0:11.87)	0:24.91 (0:12.11)	0:36.78				
Rank	TAB Horse/Jockey	Barrier	Top Speed [km/h]	Fastest Section	Distance Travelled [m]							
11	2 SUNFALL Nash Rawiller	2	68.1 1200m	0:10.81 1200m	1:22.54 [11] (0:11.47)	1:11.07 [9] (0:10.81)	1:00.26 [9] (0:11.37)	0:48.89 [9] (0:11.79)	0:37.10 [9] (0:11.76)	0:25.34 [10] (0:12.06)	0:37.10	-8
12	6 SPACE TRACKER James Orman	5	67.9 1200m	0:10.78 1200m	1:22.59 [12] (0:11.14)	1:11.45 [5] (0:10.78)	1:00.67 [6] (0:11.37)	0:49.30 [6] (0:11.77)	0:37.53 [6] (0:11.85)	0:25.68 [6] (0:12.23)	0:37.53	-7
13	16 SHOHEI Angela Jones	14	67.5 1200m	0:10.93 1200m	1:22.84 [13] (0:11.82)	1:11.02 [13] (0:10.93)	1:00.09 [13] (0:11.40)	0:48.69 [14] (0:11.86)	0:36.83 [14] (0:11.69)	0:25.14 [15] (0:11.84)	0:36.83	-2
14	5 OUTLAWED Martin Harley	8	68.0 1200m	0:10.81 1200m	1:23.36 [14] (0:11.66)	1:11.70 [11] (0:10.81)	1:00.89 [11] (0:11.37)	0:49.52 [11] (0:11.73)	0:37.79 [11] (0:11.69)	0:26.10 [11] (0:12.13)	0:37.79	-8
15	11 BOWRIDER Damien Thornton	3	69.8 1200m	0:10.52 1200m	1:23.58 [15] (0:11.03)	1:12.55 [3] (0:10.52)	1:02.03 [2] (0:11.16)	0:50.87 [1] (0:11.72)	0:39.15 [1] (0:11.95)	0:27.20 [2] (0:12.66)	0:39.15	-5
16	12 MOONAN ME Justin Stanley	19	67.5 1200m	0:10.93 1200m	1:24.74 [16] (0:12.03)	1:12.71 [16] (0:10.93)	1:01.78 [15] (0:11.43)	0:50.35 [16] (0:11.94)	0:38.41 [16] (0:11.73)	0:26.68 [16] (0:12.19)	0:38.41	-7

Scratched: Redwood Shadow (#14), Deferential (#20), Pangaea (#21), Hulkamania (#22), Sea Ripple (#17), Selous (#19)

[] Ranking at each section and finish
 -:-:- No data available at this section
 NA No data available

SCN Saddle cloth number
 DNF Did not finish
 DNT Did not track



Doomben QLD Professional

Race 2: THE STAR BENCHMARK 78 Handicap - 1350m

18 May 2024 - 12:26



BRISBANE
RACING CLUB

Track Rating: Soft 7, Weather: Fine, Rail Position: True

Section							200m			Last 600m
Field Times							0:12.80			0:36.78
Rank	TAB	Horse/Jockey	Barrier	Top Speed [km/h]	Fastest Section	Margin				Distance Travelled [m]
1	1	ANG POW Marnu Potgieter	20	68.4 1200m	0:10.83 1200m	0:12.47 [3] (0:12.47)	1:21.21		0:35.66	
2	13	CENTRE BOUNCE Robbie Dolan	16	67.5 1200m	0:10.86 1200m	0:12.48 [4] (0:12.48)	0.16L		0:36.04	+0
3	7	WARBY Jamie Kah	18	69.0 1200m	0:10.76 1200m	0:12.48 [7] (0:12.48)	1.8L		0:35.64	+4
4	8	RENOUF Jake Bayliss	21	67.5 1200m	0:11.02 1200m	0:12.53 [10] (0:12.53)	3.09L		0:35.65	-1
5	9	WEIGALL TIGER Cejay Graham	7	67.6 1200m	0:10.84 1200m	0:12.94 [5] (0:12.94)	3.13L		0:36.91	-2
6	15	TOO HARD TO REFUSE Jim Byrne	6	68.9 1200m	0:10.59 1200m	0:13.68 [1] (0:13.68)	5.22L		0:37.62	-2
7	4	BLACKLOG Yvette Lewis	12	68.7 1200m	0:10.89 1200m	0:12.85 [13] (0:12.85)	5.5L		0:36.31	-5
8	18	MINTAKA LAD Kyle Wilson-Taylor	1	69.6 1200m	0:10.68 1200m	0:13.50 [6] (0:13.50)	6.76L		0:37.52	-3
9	10	BLAKMAX Blake Shinn	22	68.5 1200m	0:10.63 1200m	0:13.85 [2] (0:13.85)	7.55L		0:37.84	+2
10	3	TICK TOCK QUEEN Craig Williams	4	68.4 1200m	0:10.78 1200m	0:13.26 [11] (0:13.26)	7.72L		0:37.18	+0

Scratched: Redwood Shadow (#14), Deferential (#20), Pangaea (#21), Hulkamania (#22), Sea Ripple (#17), Selous (#19)

Report Created: Sat 18 May 2024 13:01 GMT+10 (Note: Timing is based on position data)

Page 3/20

[] Ranking at each section and finish
 -:-:- No data available at this section
 NA No data available

SCN Saddle cloth number
 DNF Did not finish
 DNT Did not track

data processed by  TRIPLESDATA



Doomben QLD Professional
Race 2: THE STAR BENCHMARK 78 Handicap - 1350m
18 May 2024 - 12:26



BRISBANE
RACING CLUB

Track Rating: Soft 7, Weather: Fine, Rail Position: True

Section				200m				Last 600m		
Field Times				0:12.80 (0:12.80)				0:36.78		
Rank	TAB	Horse/Jockey	Barrier	Top Speed [km/h]	Fastest Section	Margin			Distance Travelled [m]	
11	2	SUNFALL Nash Rawiller	2	68.1 1200m	0:10.81 1200m	0:13.28 [12] (0:13.28)	7.82L		0:37.10	-8
12	6	SPACE TRACKER James Orman	5	67.9 1200m	0:10.78 1200m	0:13.45 [9] (0:13.45)	8.12L		0:37.53	-7
13	16	SHOHEI Angela Jones	14	67.5 1200m	0:10.93 1200m	0:13.30 [15] (0:13.30)	9.59L		0:36.83	-2
14	5	OUTLAWED Martin Harley	8	68.0 1200m	0:10.81 1200m	0:13.97 [14] (0:13.97)	12.64L		0:37.79	-8
15	11	BOWRIDER Damien Thornton	3	69.8 1200m	0:10.52 1200m	0:14.54 [8] (0:14.54)	13.93L		0:39.15	-5
16	12	MOONAN ME Justin Stanley	19	67.5 1200m	0:10.93 1200m	0:14.49 [16] (0:14.49)	20.77L		0:38.41	-7

Scratched: Redwood Shadow (#14), Deferential (#20), Pangaea (#21), Hulkamania (#22), Sea Ripple (#17), Selous (#19)

[] Ranking at each section and finish
 -:-:- No data available at this section
 NA No data available

SCN Saddle cloth number
 DNF Did not finish
 DNT Did not track



Horse/Jockey Name	Ang Pow
Final Rank	1
Fastest Section Time (Section)	0:10.83 (1200m)
Top Speed [km/h] (Section)	68.4 (1200m)
Race State	Finished

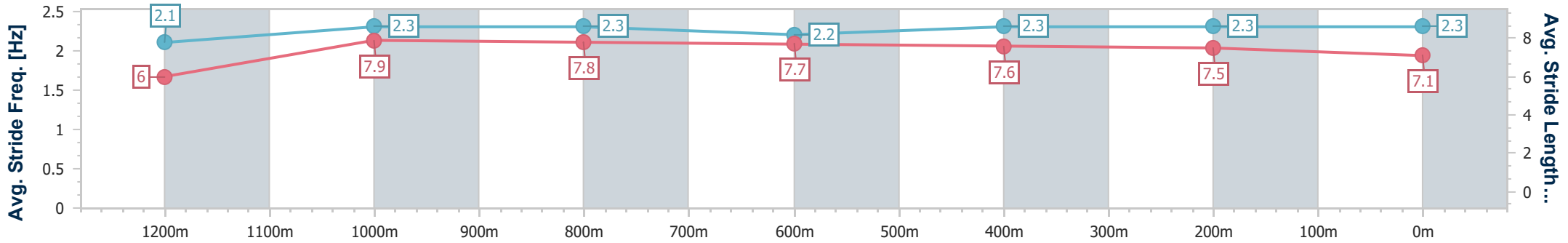
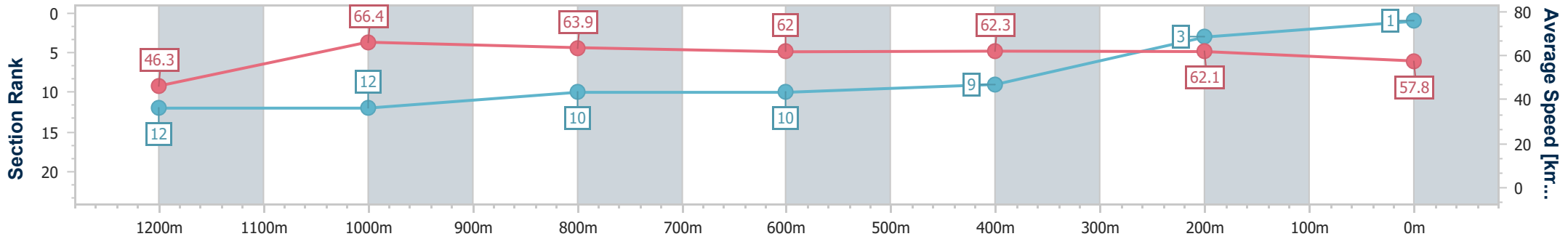


Doomben QLD Professional
Race 2: THE STAR BENCHMARK 78 Handicap - 1350m
 18 May 2024 - 12:26
 Track Rating: Soft 7, Weather: Fine, Rail Position: True



BRISBANE
RACING CLUB

Section	Overall	1200m	1000m	800m	600m	400m	200m
Section Times	1:21.21 [1] (0:11.66)	1:09.55 [12] (0:10.83)	0:58.72 [12] (0:11.31)	0:47.41 [10] (0:11.75)	0:35.66 [10] (0:11.59)	0:24.07 [9] (0:11.60)	0:12.47 [3] (0:12.47)
Average Speed [km/h]	46.3	66.4	63.9	62.0	62.3	62.1	57.8
Top Speed [km/h]	63.3	68.4	66.4	62.9	63.5	62.9	61.2
Avg. Dist. to Rail [m]	11.2	4.0	2.4	1.6	0.8	2.2	2.5
Avg. Stride Freq. [Hz]	2.1	2.3	2.3	2.2	2.3	2.3	2.3
Avg. Stride Length [m]	6.0	7.9	7.8	7.7	7.6	7.5	7.1



- [] Ranking at each section and finish
- .-.- No data available at this section
- NA No data available



Horse/Jockey Name	Centre Bounce
Final Rank	2
Fastest Section Time (Section)	0:10.86 (1200m)
Top Speed [km/h] (Section)	67.5 (1200m)
Race State	Finished

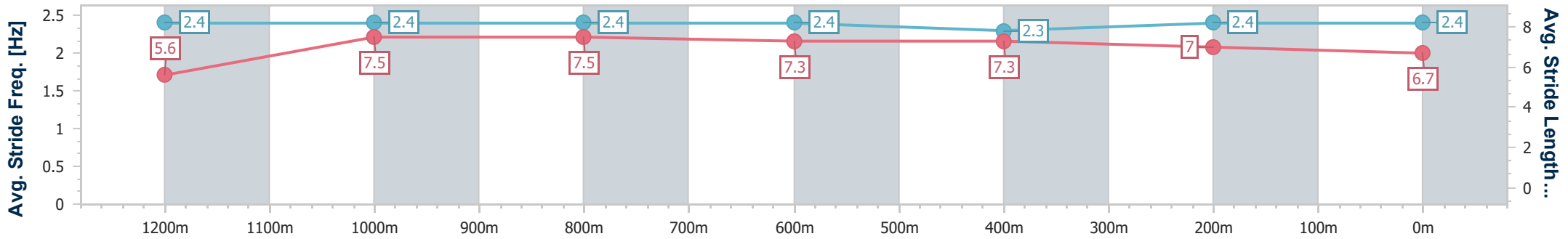
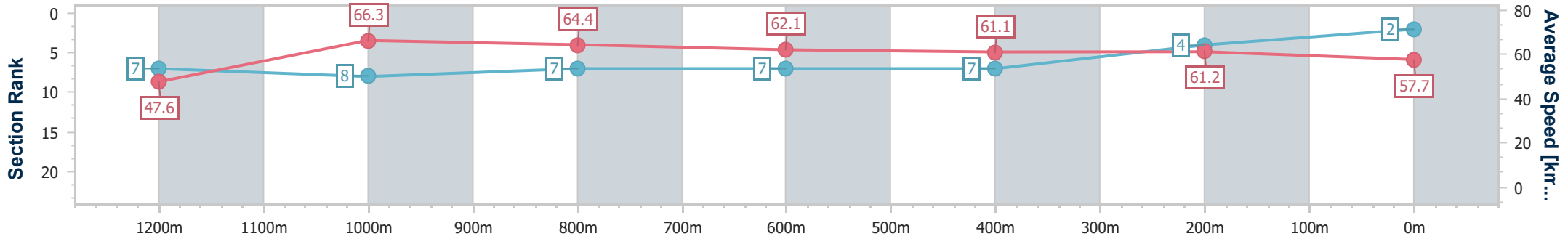


Doomben QLD Professional
Race 2: THE STAR BENCHMARK 78 Handicap - 1350m
 18 May 2024 - 12:26
 Track Rating: Soft 7, Weather: Fine, Rail Position: True



BRISBANE
RACING CLUB

Section	Overall	1200m	1000m	800m	600m	400m	200m
Section Times	1:21.24 [2] (0:11.34)	1:09.90 [7] (0:10.86)	0:59.04 [8] (0:11.23)	0:47.81 [7] (0:11.77)	0:36.04 [7] (0:11.77)	0:24.27 [7] (0:11.79)	0:12.48 [4] (0:12.48)
Average Speed [km/h]	47.6	66.3	64.4	62.1	61.1	61.2	57.7
Top Speed [km/h]	64.8	67.5	66.2	63.3	63.4	62.2	61.0
Avg. Dist. to Rail [m]	8.6	2.9	1.8	2.1	0.4	2.0	0.4
Avg. Stride Freq. [Hz]	2.4	2.4	2.4	2.4	2.3	2.4	2.4
Avg. Stride Length [m]	5.6	7.5	7.5	7.3	7.3	7.0	6.7



- [] Ranking at each section and finish
- .-.- No data available at this section
- NA No data available



Horse/Jockey Name	Warby
Final Rank	3
Fastest Section Time (Section)	0:10.76 (1200m)
Top Speed [km/h] (Section)	69.0 (1200m)
Race State	Finished

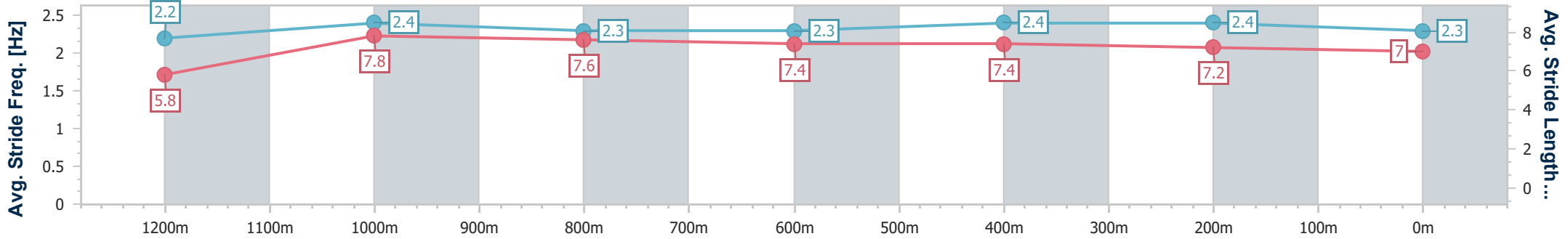
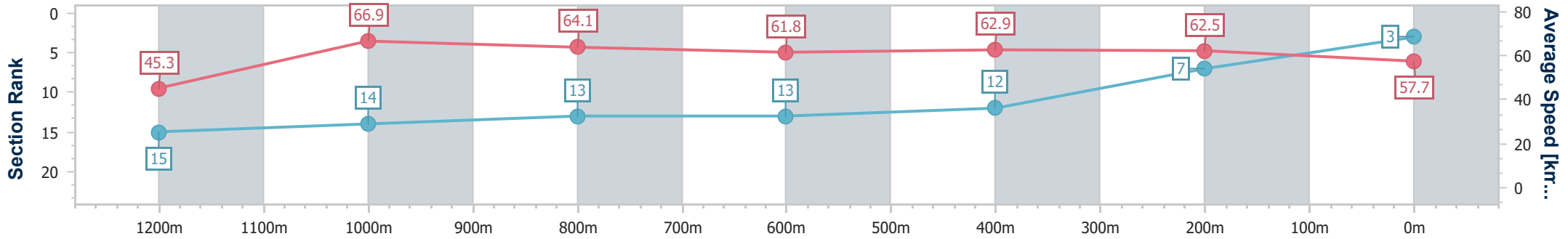


Doomben QLD Professional
Race 2: THE STAR BENCHMARK 78 Handicap - 1350m
 18 May 2024 - 12:26
 Track Rating: Soft 7, Weather: Fine, Rail Position: True



BRISBANE
RACING CLUB

Section	Overall	1200m	1000m	800m	600m	400m	200m
Section Times	1:21.51 [3] (0:12.00)	1:09.51 [15] (0:10.76)	0:58.75 [14] (0:11.29)	0:47.46 [13] (0:11.82)	0:35.64 [13] (0:11.59)	0:24.05 [12] (0:11.57)	0:12.48 [7] (0:12.48)
Average Speed [km/h]	45.3	66.9	64.1	61.8	62.9	62.5	57.7
Top Speed [km/h]	62.3	69.0	66.6	63.9	64.6	65.3	61.3
Avg. Dist. to Rail [m]	9.7	3.4	2.4	2.8	1.9	4.5	5.4
Avg. Stride Freq. [Hz]	2.2	2.4	2.3	2.3	2.4	2.4	2.3
Avg. Stride Length [m]	5.8	7.8	7.6	7.4	7.4	7.2	7.0



- [] Ranking at each section and finish
- .-.- No data available at this section
- NA No data available



Horse/Jockey Name	Renouf
Final Rank	4
Fastest Section Time (Section)	0:11.02 (1200m)
Top Speed [km/h] (Section)	67.5 (1200m)
Race State	Finished

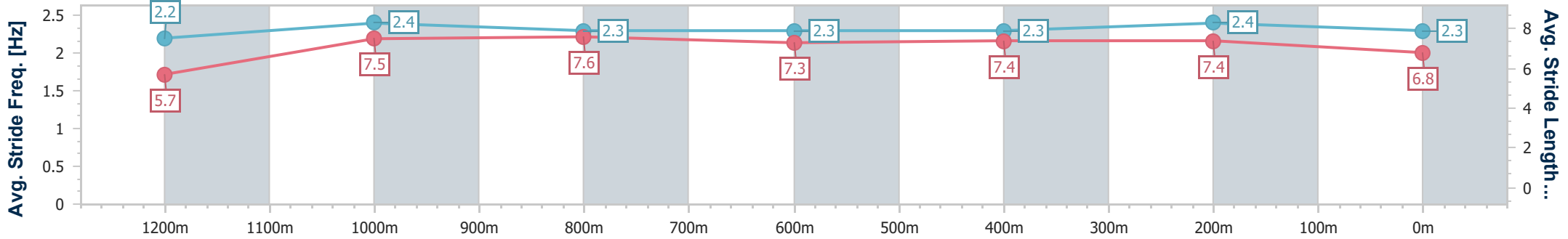
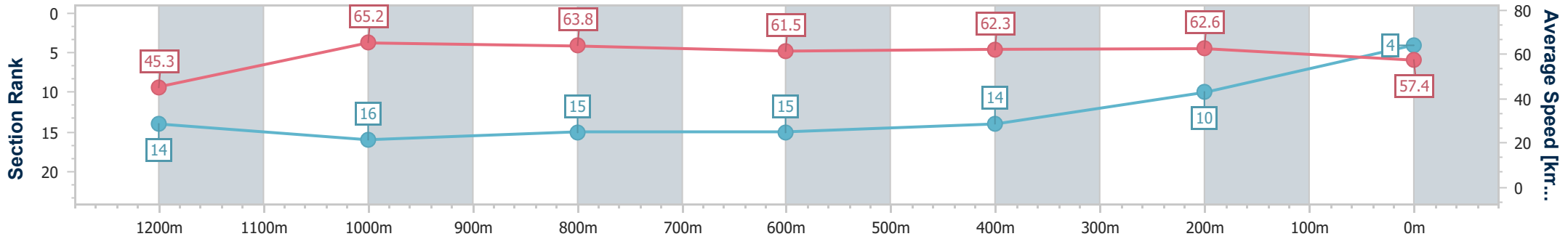


Doomben QLD Professional
Race 2: THE STAR BENCHMARK 78 Handicap - 1350m
 18 May 2024 - 12:26
 Track Rating: Soft 7, Weather: Fine, Rail Position: True



BRISBANE
RACING CLUB

Section	Overall	1200m	1000m	800m	600m	400m	200m
Section Times	1:21.73 [4] (0:12.00)	1:09.73 [14] (0:11.02)	0:58.71 [16] (0:11.32)	0:47.39 [15] (0:11.74)	0:35.65 [15] (0:11.55)	0:24.10 [14] (0:11.57)	0:12.53 [10]
Average Speed [km/h]	45.3	65.2	63.8	61.5	62.3	62.6	57.4
Top Speed [km/h]	60.3	67.5	65.1	62.8	63.9	63.3	61.2
Avg. Dist. to Rail [m]	12.4	3.8	0.9	0.5	0.3	3.2	5.2
Avg. Stride Freq. [Hz]	2.2	2.4	2.3	2.3	2.3	2.4	2.3
Avg. Stride Length [m]	5.7	7.5	7.6	7.3	7.4	7.4	6.8



- [] Ranking at each section and finish
- .-.- No data available at this section
- NA No data available



Horse/Jockey Name	Weigall Tiger
Final Rank	5
Fastest Section Time (Section)	0:10.84 (1200m)
Top Speed [km/h] (Section)	67.6 (1200m)
Race State	Finished

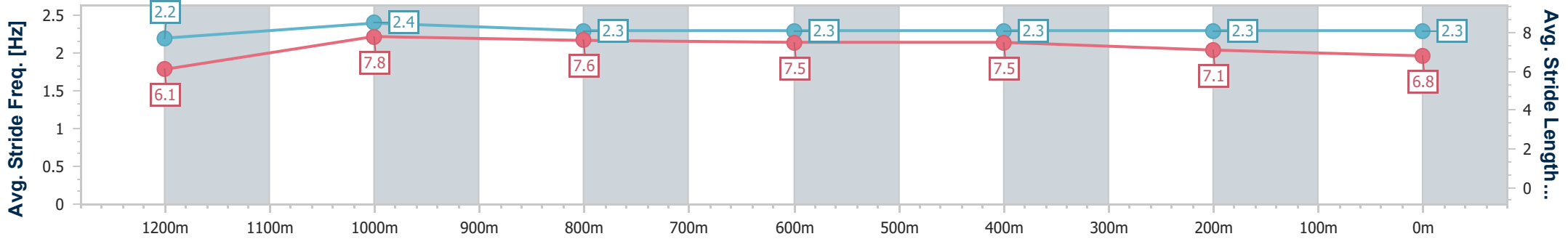
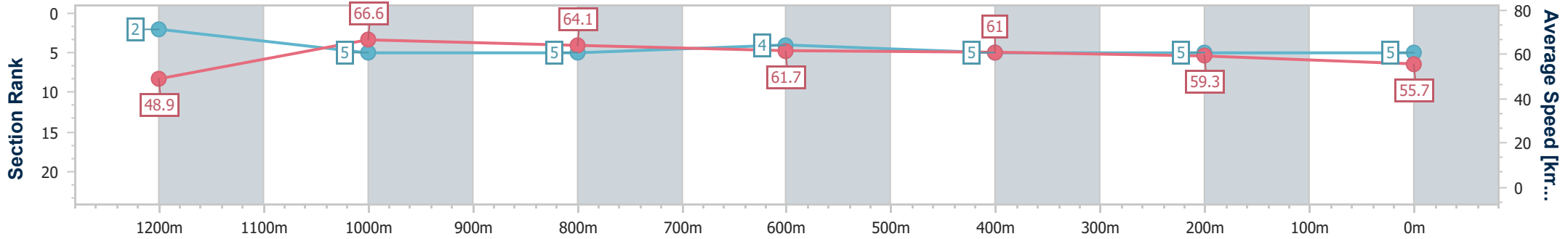


Doomben QLD Professional
Race 2: THE STAR BENCHMARK 78 Handicap - 1350m
 18 May 2024 - 12:26
 Track Rating: Soft 7, Weather: Fine, Rail Position: True



BRISBANE
RACING CLUB

Section	Overall	1200m	1000m	800m	600m	400m	200m
Section Times	1:21.74 [5] (0:11.01)	1:10.73 [2] (0:10.84)	0:59.89 [5] (0:11.29)	0:48.60 [5] (0:11.69)	0:36.91 [4] (0:11.83)	0:25.08 [5] (0:12.14)	0:12.94 [5] (0:12.94)
Average Speed [km/h]	48.9	66.6	64.1	61.7	61.0	59.3	55.7
Top Speed [km/h]	66.5	67.6	66.8	62.9	62.0	61.2	58.6
Avg. Dist. to Rail [m]	7.8	4.5	1.5	0.8	0.2	1.0	0.9
Avg. Stride Freq. [Hz]	2.2	2.4	2.3	2.3	2.3	2.3	2.3
Avg. Stride Length [m]	6.1	7.8	7.6	7.5	7.5	7.1	6.8



- [] Ranking at each section and finish
- .-.- No data available at this section
- NA No data available



Horse/Jockey Name	Too Hard To Refuse
Final Rank	6
Fastest Section Time (Section)	0:10.59 (1200m)
Top Speed [km/h] (Section)	68.9 (1200m)
Race State	Finished

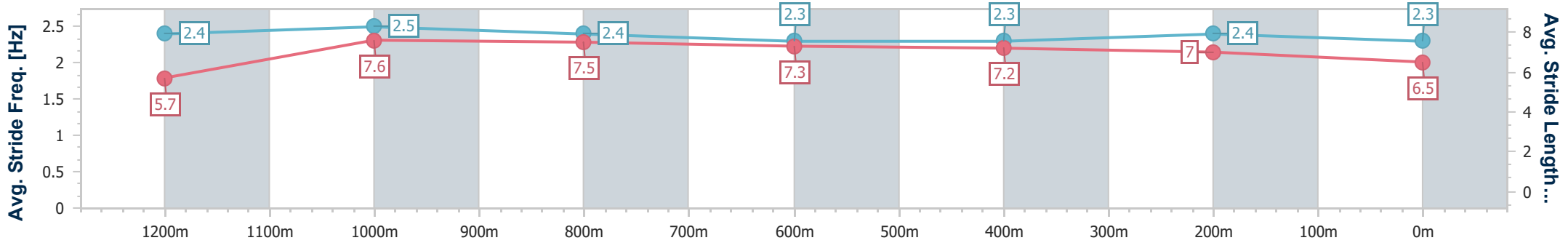
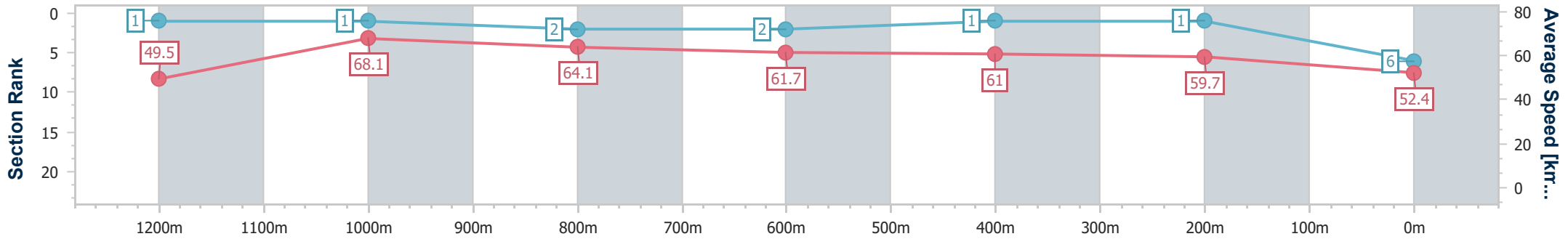


Doomben QLD Professional
Race 2: THE STAR BENCHMARK 78 Handicap - 1350m
 18 May 2024 - 12:26
 Track Rating: Soft 7, Weather: Fine, Rail Position: True



BRISBANE
RACING CLUB

Section	Overall	1200m	1000m	800m	600m	400m	200m
Section Times	1:22.09 [6] (0:10.91)	1:11.18 [1] (0:10.59)	1:00.59 [1] (0:11.24)	0:49.35 [2] (0:11.73)	0:37.62 [2] (0:11.83)	0:25.79 [1] (0:12.11)	0:13.68 [1] (0:13.68)
Average Speed [km/h]	49.5	68.1	64.1	61.7	61.0	59.7	52.4
Top Speed [km/h]	67.3	68.9	66.6	62.8	62.2	61.0	56.9
Avg. Dist. to Rail [m]	6.8	3.3	0.6	0.9	0.6	0.6	2.0
Avg. Stride Freq. [Hz]	2.4	2.5	2.4	2.3	2.3	2.4	2.3
Avg. Stride Length [m]	5.7	7.6	7.5	7.3	7.2	7.0	6.5



- [] Ranking at each section and finish
- .-.- No data available at this section
- NA No data available



Horse/Jockey Name	Blacklog
Final Rank	7
Fastest Section Time (Section)	0:10.89 (1200m)
Top Speed [km/h] (Section)	68.7 (1200m)
Race State	Finished

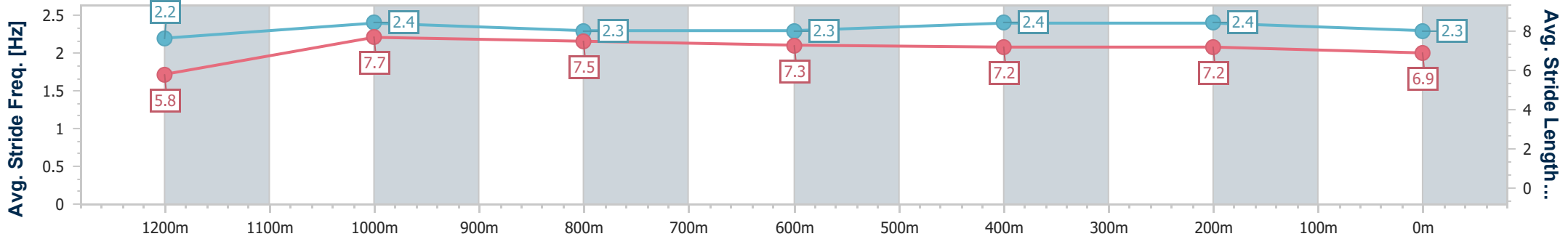
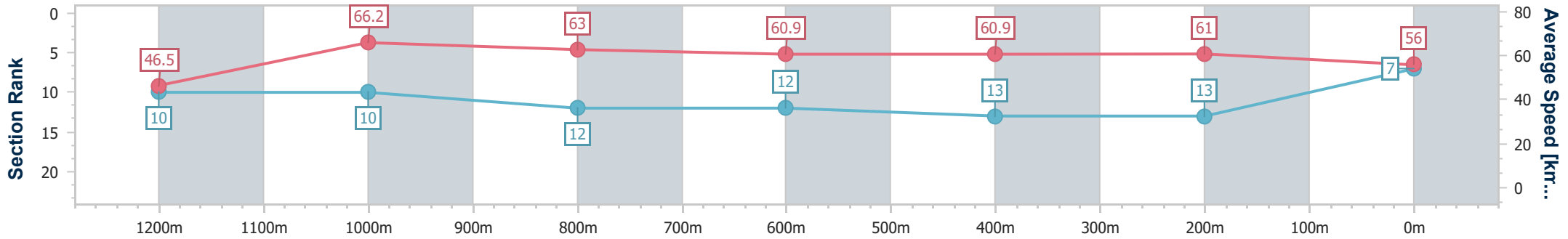


Doomben QLD Professional
Race 2: THE STAR BENCHMARK 78 Handicap - 1350m
 18 May 2024 - 12:26
 Track Rating: Soft 7, Weather: Fine, Rail Position: True



BRISBANE
RACING CLUB

Section	Overall	1200m	1000m	800m	600m	400m	200m
Section Times	1:22.14 [7] (0:11.58)	1:10.56 [10] (0:10.89)	0:59.67 [10] (0:11.46)	0:48.21 [12] (0:11.90)	0:36.31 [12] (0:11.69)	0:24.62 [13] (0:11.77)	0:12.85 [13] (0:12.85)
Average Speed [km/h]	46.5	66.2	63.0	60.9	60.9	61.0	56.0
Top Speed [km/h]	62.9	68.7	65.8	62.0	62.3	61.7	60.4
Avg. Dist. to Rail [m]	7.5	2.8	1.6	1.1	1.9	1.4	3.3
Avg. Stride Freq. [Hz]	2.2	2.4	2.3	2.3	2.4	2.4	2.3
Avg. Stride Length [m]	5.8	7.7	7.5	7.3	7.2	7.2	6.9



- [] Ranking at each section and finish
- .-.- No data available at this section
- NA No data available



Horse/Jockey Name	Mintaka Lad
Final Rank	8
Fastest Section Time (Section)	0:10.68 (1200m)
Top Speed [km/h] (Section)	69.6 (1200m)
Race State	Finished

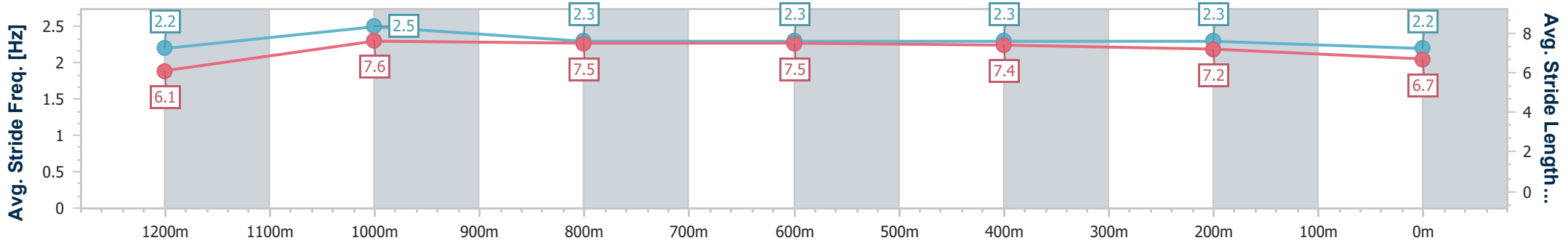
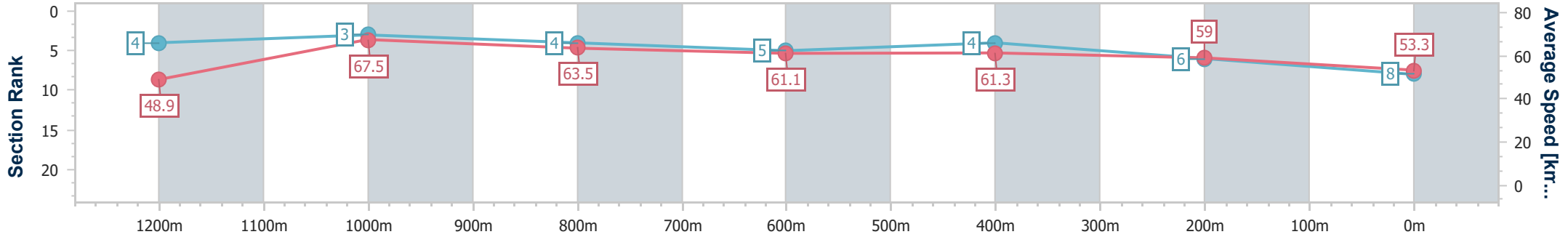


Doomben QLD Professional
Race 2: THE STAR BENCHMARK 78 Handicap - 1350m
 18 May 2024 - 12:26
 Track Rating: Soft 7, Weather: Fine, Rail Position: True



BRISBANE
RACING CLUB

Section	Overall	1200m	1000m	800m	600m	400m	200m
Section Times	1:22.36 [8] (0:11.06)	1:11.30 [4] (0:10.68)	1:00.62 [3] (0:11.31)	0:49.31 [4] (0:11.79)	0:37.52 [5] (0:11.81)	0:25.71 [4] (0:12.21)	0:13.50 [6] (0:13.50)
Average Speed [km/h]	48.9	67.5	63.5	61.1	61.3	59.0	53.3
Top Speed [km/h]	67.9	69.6	65.9	62.3	63.1	61.0	58.5
Avg. Dist. to Rail [m]	2.7	1.2	0.7	0.4	0.8	0.6	0.5
Avg. Stride Freq. [Hz]	2.2	2.5	2.3	2.3	2.3	2.3	2.2
Avg. Stride Length [m]	6.1	7.6	7.5	7.5	7.4	7.2	6.7



- [] Ranking at each section and finish
- .-.- No data available at this section
- NA No data available



Horse/Jockey Name	Blakmax
Final Rank	9
Fastest Section Time (Section)	0:10.63 (1200m)
Top Speed [km/h] (Section)	68.5 (1200m)
Race State	Finished

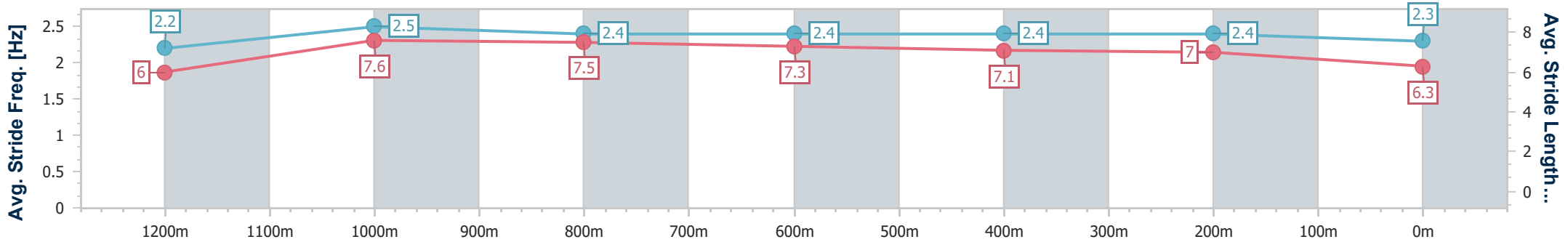
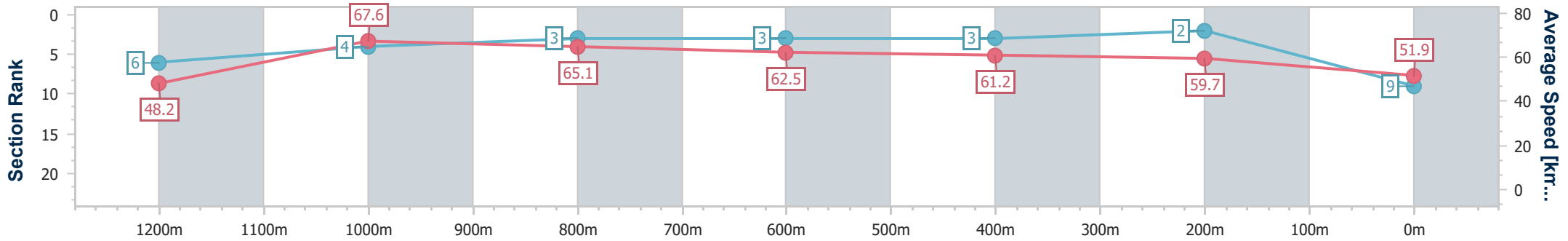


Doomben QLD Professional
Race 2: THE STAR BENCHMARK 78 Handicap - 1350m
 18 May 2024 - 12:26
 Track Rating: Soft 7, Weather: Fine, Rail Position: True



BRISBANE
RACING CLUB

Section	Overall	1200m	1000m	800m	600m	400m	200m
Section Times	1:22.49 [9] (0:11.21)	1:11.28 [6] (0:10.63)	1:00.65 [4] (0:11.16)	0:49.49 [3] (0:11.65)	0:37.84 [3] (0:11.87)	0:25.97 [3] (0:12.12)	0:13.85 [2] (0:13.85)
Average Speed [km/h]	48.2	67.6	65.1	62.5	61.2	59.7	51.9
Top Speed [km/h]	66.2	68.5	67.8	63.9	63.3	61.3	57.4
Avg. Dist. to Rail [m]	14.1	5.7	3.0	2.0	1.8	1.2	1.0
Avg. Stride Freq. [Hz]	2.2	2.5	2.4	2.4	2.4	2.4	2.3
Avg. Stride Length [m]	6.0	7.6	7.5	7.3	7.1	7.0	6.3



- [] Ranking at each section and finish
- .-.- No data available at this section
- NA No data available



Horse/Jockey Name	Tick Tock Queen
Final Rank	10
Fastest Section Time (Section)	0:10.78 (1200m)
Top Speed [km/h] (Section)	68.4 (1200m)
Race State	Finished

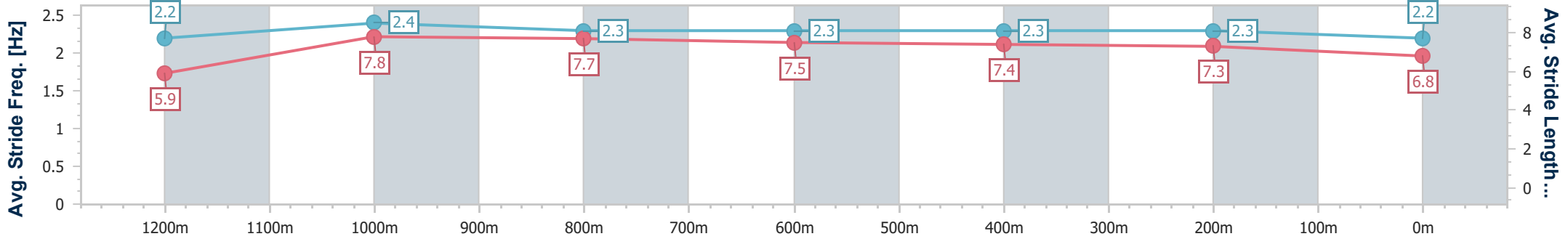
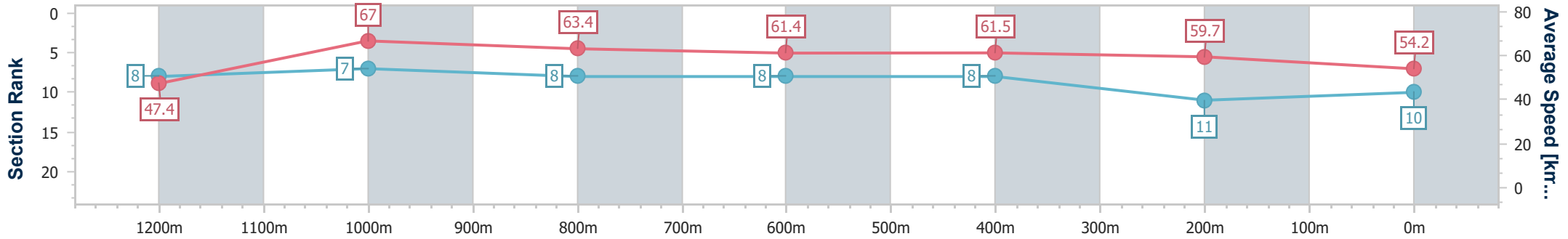


Doomben QLD Professional
Race 2: THE STAR BENCHMARK 78 Handicap - 1350m
 18 May 2024 - 12:26
 Track Rating: Soft 7, Weather: Fine, Rail Position: True



BRISBANE
RACING CLUB

Section	Overall	1200m	1000m	800m	600m	400m	200m
Section Times	1:22.52 [10] (0:11.38)	1:11.14 [8] (0:10.78)	1:00.36 [7] (0:11.37)	0:48.99 [8] (0:11.81)	0:37.18 [8] (0:11.79)	0:25.39 [8] (0:12.13)	0:13.26 [11] (0:13.26)
Average Speed [km/h]	47.4	67.0	63.4	61.4	61.5	59.7	54.2
Top Speed [km/h]	67.3	68.4	65.5	62.9	63.0	61.4	56.8
Avg. Dist. to Rail [m]	4.7	2.2	1.6	1.7	1.1	2.6	3.4
Avg. Stride Freq. [Hz]	2.2	2.4	2.3	2.3	2.3	2.3	2.2
Avg. Stride Length [m]	5.9	7.8	7.7	7.5	7.4	7.3	6.8



- [] Ranking at each section and finish
- .-.- No data available at this section
- NA No data available



Horse/Jockey Name	Sunfall
Final Rank	11
Fastest Section Time (Section)	0:10.81 (1200m)
Top Speed [km/h] (Section)	68.1 (1200m)
Race State	Finished

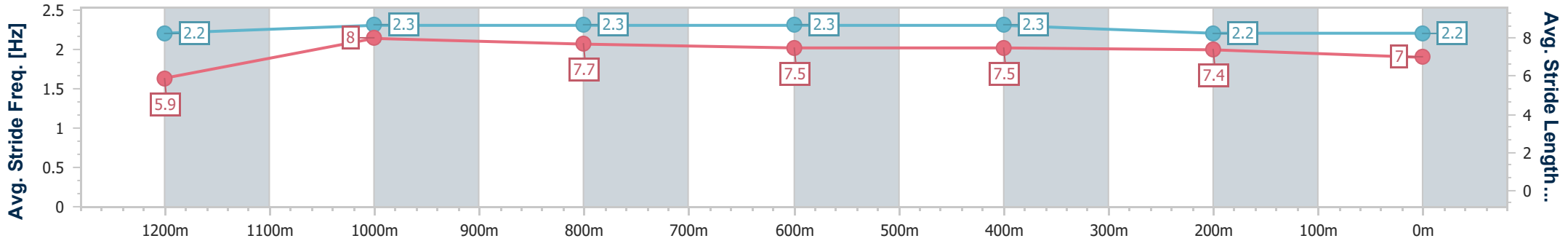
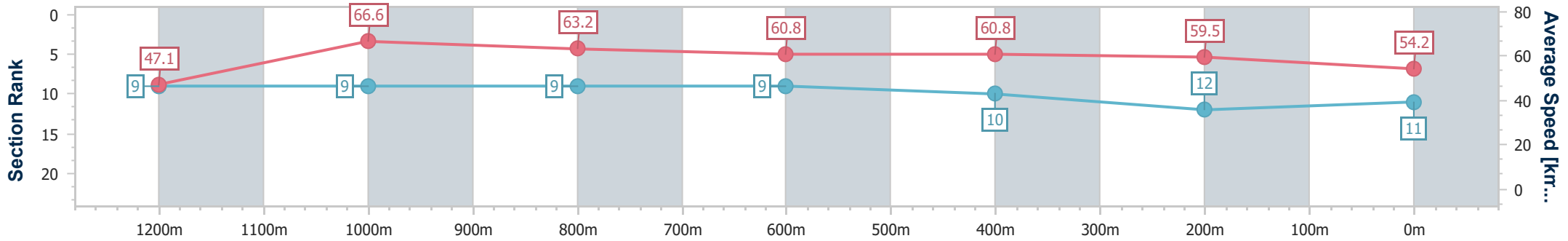


Doomben QLD Professional
Race 2: THE STAR BENCHMARK 78 Handicap - 1350m
 18 May 2024 - 12:26
 Track Rating: Soft 7, Weather: Fine, Rail Position: True



BRISBANE
RACING CLUB

Section	Overall	1200m	1000m	800m	600m	400m	200m
Section Times	1:22.54 [11] (0:11.47)	1:11.07 [9] (0:10.81)	1:00.26 [9] (0:11.37)	0:48.89 [9] (0:11.79)	0:37.10 [9] (0:11.76)	0:25.34 [10] (0:12.06)	0:13.28 [12] (0:13.28)
Average Speed [km/h]	47.1	66.6	63.2	60.8	60.8	59.5	54.2
Top Speed [km/h]	65.3	68.1	64.6	61.5	61.7	61.5	58.3
Avg. Dist. to Rail [m]	2.7	1.1	1.3	1.0	1.0	1.5	2.6
Avg. Stride Freq. [Hz]	2.2	2.3	2.3	2.3	2.3	2.2	2.2
Avg. Stride Length [m]	5.9	8.0	7.7	7.5	7.5	7.4	7.0



- [] Ranking at each section and finish
- .-.- No data available at this section
- NA No data available



Horse/Jockey Name	Space Tracker
Final Rank	12
Fastest Section Time (Section)	0:10.78 (1200m)
Top Speed [km/h] (Section)	67.9 (1200m)
Race State	Finished

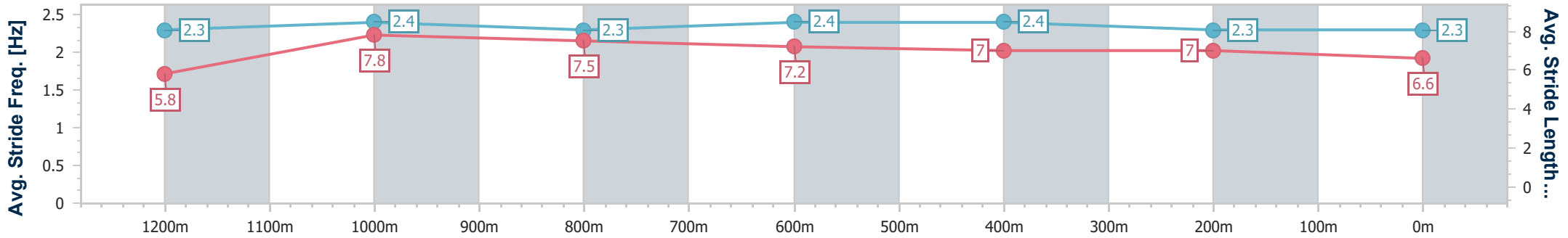
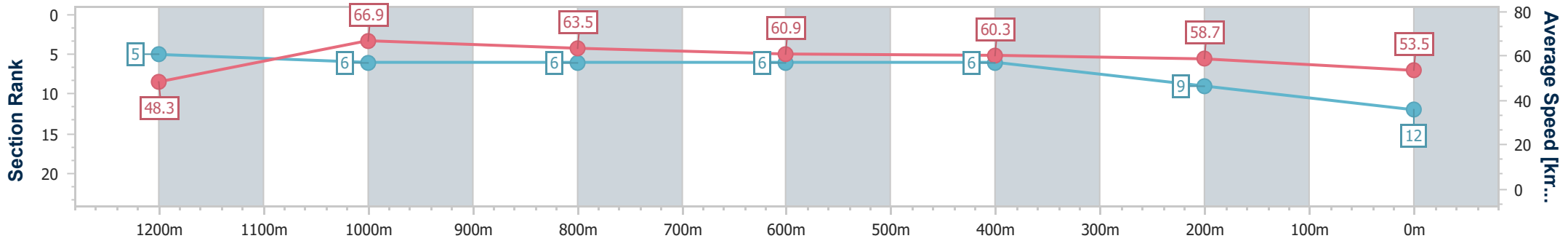


Doomben QLD Professional
Race 2: THE STAR BENCHMARK 78 Handicap - 1350m
 18 May 2024 - 12:26
 Track Rating: Soft 7, Weather: Fine, Rail Position: True



BRISBANE
RACING CLUB

Section	Overall	1200m	1000m	800m	600m	400m	200m
Section Times	1:22.59 [12] (0:11.14)	1:11.45 [5] (0:10.78)	1:00.67 [6] (0:11.37)	0:49.30 [6] (0:11.77)	0:37.53 [6] (0:11.85)	0:25.68 [6] (0:12.23)	0:13.45 [9] (0:13.45)
Average Speed [km/h]	48.3	66.9	63.5	60.9	60.3	58.7	53.5
Top Speed [km/h]	66.4	67.9	65.2	62.5	61.4	61.4	57.3
Avg. Dist. to Rail [m]	4.8	2.1	0.3	0.2	1.2	1.1	0.8
Avg. Stride Freq. [Hz]	2.3	2.4	2.3	2.4	2.4	2.3	2.3
Avg. Stride Length [m]	5.8	7.8	7.5	7.2	7.0	7.0	6.6



- [] Ranking at each section and finish
- .-.- No data available at this section
- NA No data available



Horse/Jockey Name	Shohei
Final Rank	13
Fastest Section Time (Section)	0:10.93 (1200m)
Top Speed [km/h] (Section)	67.5 (1200m)
Race State	Finished

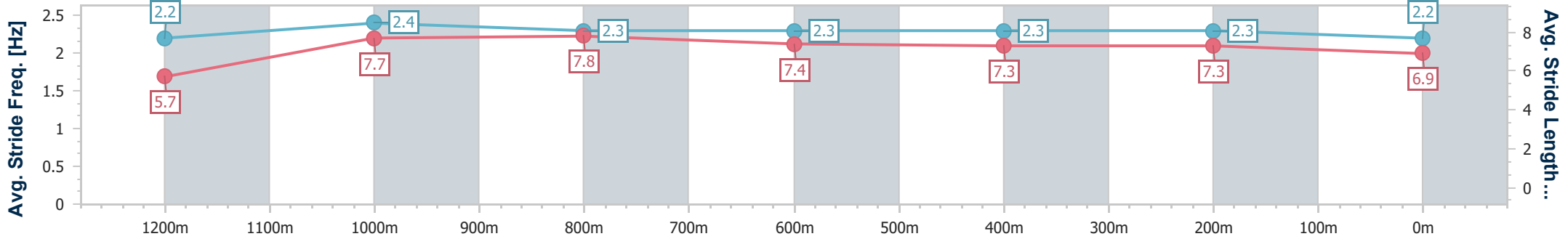
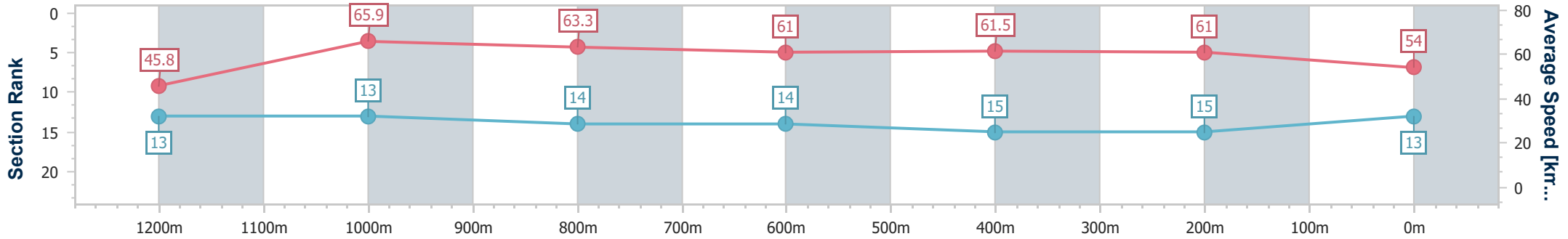


Doomben QLD Professional
Race 2: THE STAR BENCHMARK 78 Handicap - 1350m
 18 May 2024 - 12:26
 Track Rating: Soft 7, Weather: Fine, Rail Position: True



BRISBANE
RACING CLUB

Section	Overall	1200m	1000m	800m	600m	400m	200m
Section Times	1:22.84 [13] (0:11.82)	1:11.02 [13] (0:10.93)	1:00.09 [13] (0:11.40)	0:48.69 [14] (0:11.86)	0:36.83 [14] (0:11.69)	0:25.14 [15] (0:11.84)	0:13.30 [15] (0:13.30)
Average Speed [km/h]	45.8	65.9	63.3	61.0	61.5	61.0	54.0
Top Speed [km/h]	61.7	67.5	65.1	62.1	62.2	63.5	58.3
Avg. Dist. to Rail [m]	8.2	2.5	1.2	0.9	0.3	1.6	1.3
Avg. Stride Freq. [Hz]	2.2	2.4	2.3	2.3	2.3	2.3	2.2
Avg. Stride Length [m]	5.7	7.7	7.8	7.4	7.3	7.3	6.9



- [] Ranking at each section and finish
- .-.- No data available at this section
- NA No data available



Horse/Jockey Name	Outlawed
Final Rank	14
Fastest Section Time (Section)	0:10.81 (1200m)
Top Speed [km/h] (Section)	68.0 (1200m)
Race State	Finished

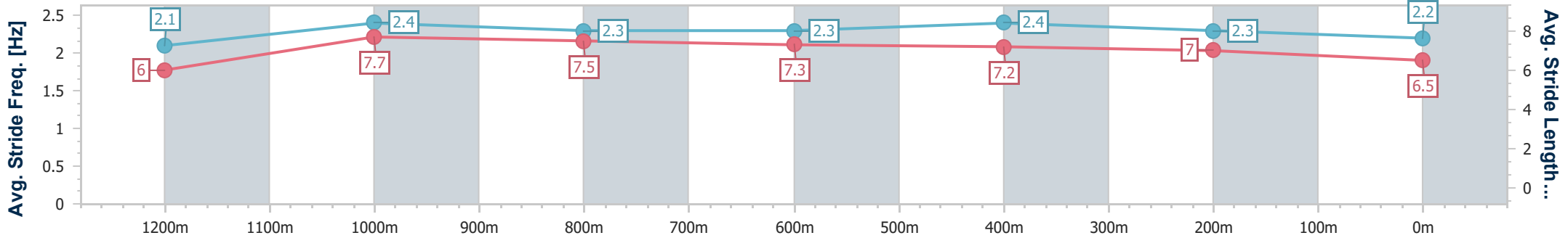
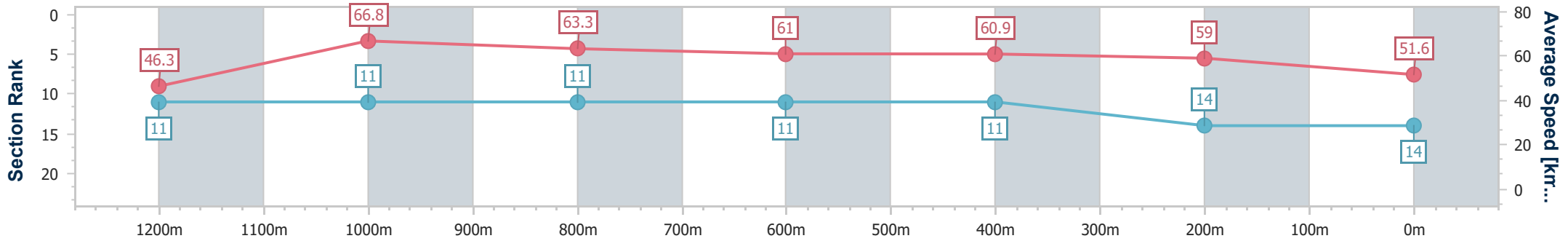


Doomben QLD Professional
Race 2: THE STAR BENCHMARK 78 Handicap - 1350m
 18 May 2024 - 12:26
 Track Rating: Soft 7, Weather: Fine, Rail Position: True



BRISBANE
RACING CLUB

Section	Overall	1200m	1000m	800m	600m	400m	200m
Section Times	1:23.36 [14] (0:11.66)	1:11.70 [11] (0:10.81)	1:00.89 [11] (0:11.37)	0:49.52 [11] (0:11.73)	0:37.79 [11] (0:11.69)	0:26.10 [11] (0:12.13)	0:13.97 [14] (0:13.97)
Average Speed [km/h]	46.3	66.8	63.3	61.0	60.9	59.0	51.6
Top Speed [km/h]	64.6	68.0	65.0	62.3	62.6	61.0	56.3
Avg. Dist. to Rail [m]	5.8	1.2	0.2	1.2	1.8	0.9	0.9
Avg. Stride Freq. [Hz]	2.1	2.4	2.3	2.3	2.4	2.3	2.2
Avg. Stride Length [m]	6.0	7.7	7.5	7.3	7.2	7.0	6.5



- [] Ranking at each section and finish
- .-.- No data available at this section
- NA No data available



Horse/Jockey Name	Bowrider
Final Rank	15
Fastest Section Time (Section)	0:10.52 (1200m)
Top Speed [km/h] (Section)	69.8 (1200m)
Race State	Finished

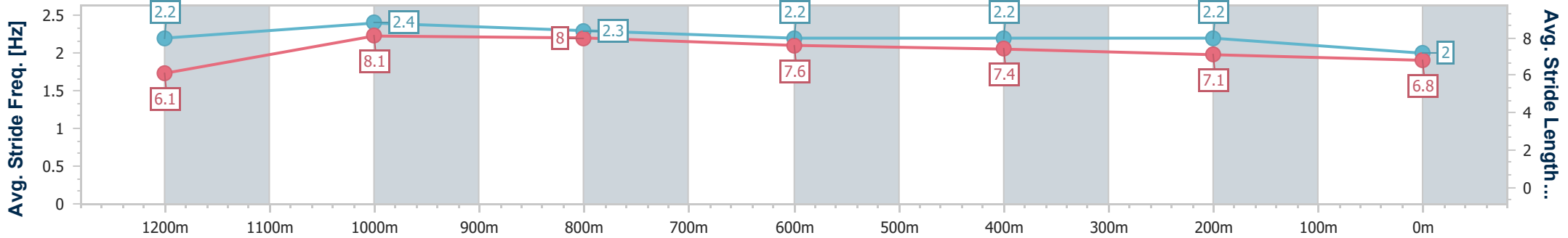
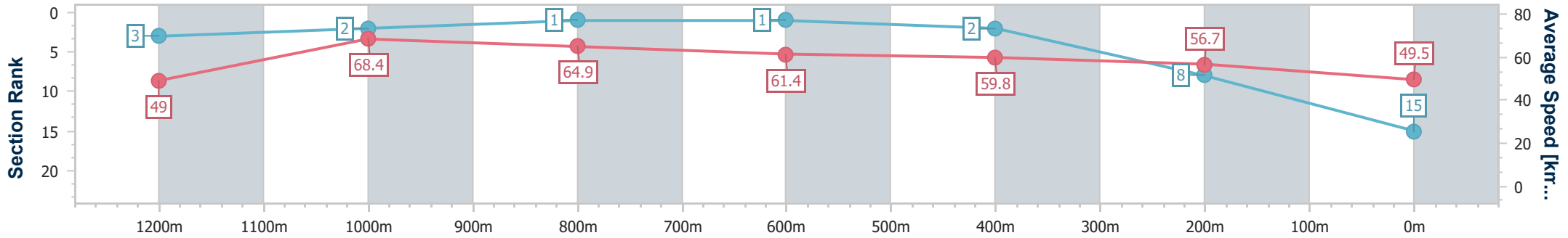


Doomben QLD Professional
Race 2: THE STAR BENCHMARK 78 Handicap - 1350m
 18 May 2024 - 12:26
 Track Rating: Soft 7, Weather: Fine, Rail Position: True



BRISBANE
RACING CLUB

Section	Overall	1200m	1000m	800m	600m	400m	200m
Section Times	1:23.58 [15] (0:11.03)	1:12.55 [3] (0:10.52)	1:02.03 [2] (0:11.16)	0:50.87 [1] (0:11.72)	0:39.15 [1] (0:11.95)	0:27.20 [2] (0:12.66)	0:14.54 [8] (0:14.54)
Average Speed [km/h]	49.0	68.4	64.9	61.4	59.8	56.7	49.5
Top Speed [km/h]	67.2	69.8	67.0	62.5	61.2	58.8	53.5
Avg. Dist. to Rail [m]	4.0	2.7	0.9	0.3	0.9	1.8	1.3
Avg. Stride Freq. [Hz]	2.2	2.4	2.3	2.2	2.2	2.2	2.0
Avg. Stride Length [m]	6.1	8.1	8.0	7.6	7.4	7.1	6.8



- [] Ranking at each section and finish
- .-.- No data available at this section
- NA No data available



Horse/Jockey Name	Moonan Me
Final Rank	16
Fastest Section Time (Section)	0:10.93 (1200m)
Top Speed [km/h] (Section)	67.5 (1200m)
Race State	Finished

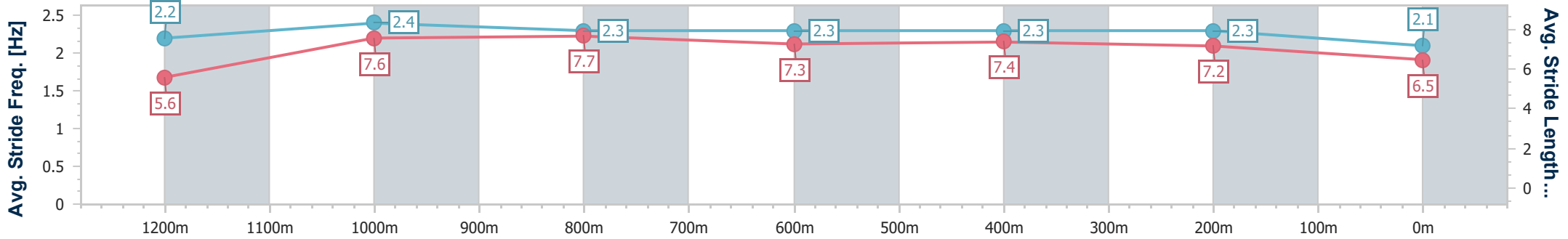
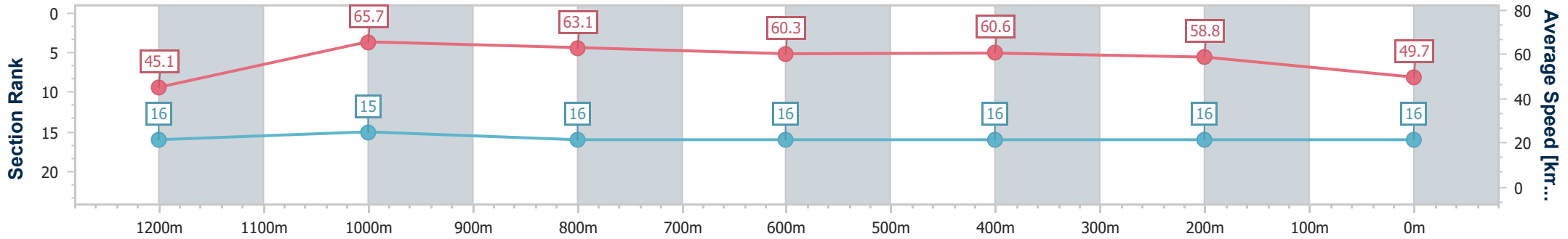


Doomben QLD Professional
Race 2: THE STAR BENCHMARK 78 Handicap - 1350m
 18 May 2024 - 12:26
 Track Rating: Soft 7, Weather: Fine, Rail Position: True



BRISBANE
RACING CLUB

Section	Overall	1200m	1000m	800m	600m	400m	200m
Section Times	1:24.74 [16] (0:12.03)	1:12.71 [16] (0:10.93)	1:01.78 [15] (0:11.43)	0:50.35 [16] (0:11.94)	0:38.41 [16] (0:11.73)	0:26.68 [16] (0:12.19)	0:14.49 [16] (0:14.49)
Average Speed [km/h]	45.1	65.7	63.1	60.3	60.6	58.8	49.7
Top Speed [km/h]	65.5	67.5	64.6	61.8	62.1	60.9	55.8
Avg. Dist. to Rail [m]	9.7	1.0	0.4	0.2	1.8	0.8	0.2
Avg. Stride Freq. [Hz]	2.2	2.4	2.3	2.3	2.3	2.3	2.1
Avg. Stride Length [m]	5.6	7.6	7.7	7.3	7.4	7.2	6.5



- [] Ranking at each section and finish
- .-.- No data available at this section
- NA No data available