



Toowoomba QLD Professional

Race 1: SUBZERO AIRCONDITIONING BENCHMARK 70 Handicap - 1300m

18 May 2024 - 16:49



Track Rating: Soft 5 , Weather: Fine , Rail Position: +1m Entire

Section	Field Times	Overall	1200m	1000m	800m	600m	400m	Last 600m				
		1:20.19 (0:08.25)	1:11.94 (0:11.56)	1:00.38 (0:12.07)	0:48.31 (0:12.17)	0:36.14 (0:11.94)	0:24.20 (0:11.94)	0:36.14				
Rank	TAB Horse/Jockey	Barrier	Top Speed [km/h]	Fastest Section	Overall	1200m	1000m	800m	600m	400m	Last 600m	Distance Travelled [m]
1	11 TAKE A PICTURE Nathan Fazackerley	2	64.0	0:08.32	1:20.19 [1] (0:08.32)	1:11.87 [3] (0:11.51)	1:00.36 [2] (0:12.11)	0:48.25 [2] (0:12.23)	0:36.02 [4] (0:12.00)	0:24.02 [4] (0:11.87)	0:36.02	
2	3 PERFECT ENCOUNTER Dylan Bennett	15	66.7	0:08.63	1:20.20 [2] (0:08.63)	1:11.57 [5] (0:11.18)	1:00.39 [1] (0:12.07)	0:48.32 [1] (0:12.17)	0:36.15 [1] (0:11.94)	0:24.21 [1] (0:11.94)	0:36.15	+4
3	9 MENARI MAGIC Madeleine Wishart	10	63.5	0:08.25	1:20.37 [3] (0:08.25)	1:12.12 [1] (0:11.61)	1:00.51 [3] (0:12.16)	0:48.35 [4] (0:12.10)	0:36.25 [2] (0:11.95)	0:24.30 [2] (0:11.96)	0:36.25	+2
4	14 SHEPPEY Montanna Savva	16	64.6	0:08.59	1:20.54 [4] (0:08.59)	1:11.95 [4] (0:11.37)	1:00.58 [5] (0:12.05)	0:48.53 [3] (0:12.19)	0:36.34 [5] (0:12.06)	0:24.28 [5] (0:11.90)	0:36.34	+11
5	6 GUTS 'N' GLORY Emily Lang	3	64.7	0:08.91	1:20.57 [5] (0:08.91)	1:11.66 [10] (0:11.65)	1:00.01 [10] (0:12.03)	0:47.98 [9] (0:12.05)	0:35.93 [9] (0:11.98)	0:23.95 [8] (0:11.92)	0:35.93	+0
6	10 DEFERENTIAL Georgina Cartwright	13	66.3	0:08.89	1:20.62 [6] (0:08.89)	1:11.73 [9] (0:11.37)	1:00.36 [8] (0:11.89)	0:48.47 [5] (0:12.01)	0:36.46 [3] (0:11.98)	0:24.48 [3] (0:11.94)	0:36.46	+10
7	13 VONZITHER Karl Zechner	4	62.8	0:08.29	1:20.62 [7] (0:08.29)	1:12.33 [2] (0:11.65)	1:00.68 [4] (0:12.23)	0:48.45 [6] (0:12.09)	0:36.36 [6] (0:12.09)	0:24.27 [6] (0:11.99)	0:36.36	+8
8	2 DIACO Micheal Hellyer	6	64.7	0:08.67	1:20.70 [8] (0:08.67)	1:12.03 [6] (0:11.48)	1:00.55 [7] (0:12.18)	0:48.37 [8] (0:12.12)	0:36.25 [7] (0:11.96)	0:24.29 [7] (0:11.90)	0:36.25	+9
9	1 DOCTOR TEEKAY Jake Molloy	7	64.6	0:08.86	1:20.79 [9] (0:08.86)	1:11.93 [8] (0:11.56)	1:00.37 [9] (0:12.30)	0:48.07 [10] (0:12.14)	0:35.93 [10] (0:11.82)	0:24.11 [10] (0:11.92)	0:35.93	+8
10	5 MOST DAZZLING Luke Tarrant	1	64.7	0:08.78	1:22.10 [10] (0:08.78)	1:13.32 [7] (0:11.36)	1:01.96 [6] (0:12.15)	0:49.81 [7] (0:12.22)	0:37.59 [8] (0:12.12)	0:25.47 [9] (0:12.19)	0:37.59	+0

Did Not Finish: Top Boy (#8)

Scratched: Sukhbir (#4), Latenighttoughguy (#7), Gobbled (#12), Kubwa (#15), Avoid The Misstres (#16)

Report Created: Sat 18 May 2024 17:03 GMT+10 (Note: Timing is based on position data)

Page 1/14

[] Ranking at each section and finish
 -:-:- No data available at this section
 NA No data available

SCN Saddle cloth number
 DNF Did not finish
 DNT Did not track

data processed by TRIPLESDATA



Toowoomba QLD Professional

Race 1: SUBZERO AIRCONDITIONING BENCHMARK 70 Handicap - 1300m

18 May 2024 - 16:49



Track Rating: Soft 5 , Weather: Fine , Rail Position: +1m Entire

Section							200m			Last 600m
Field Times							0:12.26 (0:12.26)			0:36.14
Rank	TAB	Horse/Jockey	Barrier	Top Speed [km/h]	Fastest Section	Margin			Distance Travelled [m]	
1	11	TAKE A PICTURE Nathan Fazackerley	2	64.0 1200m	0:08.32 Overall	0:12.15 [3] (0:12.15)	1:20.19		0:36.02	
2	3	PERFECT ENCOUNTER Dylan Bennett	15	66.7 1200m	0:08.63 Overall	0:12.27 [1] (0:12.27)	0.1L		0:36.15 +4	
3	9	MENARI MAGIC Madeleine Wishart	10	63.5 1200m	0:08.25 Overall	0:12.34 [2] (0:12.34)	0.9L		0:36.25 +2	
4	14	SHEPPEY Montanna Savva	16	64.6 1200m	0:08.59 Overall	0:12.38 [5] (0:12.38)	1.9L		0:36.34 +11	
5	6	GUTS 'N' GLORY Emily Lang	3	64.7 1200m	0:08.91 Overall	0:12.03 [8] (0:12.03)	2.1L		0:35.93 +0	
6	10	DEFERENTIAL Georgina Cartwright	13	66.3 1200m	0:08.89 Overall	0:12.54 [4] (0:12.54)	2.3L		0:36.46 +10	
7	13	VONZITHER Karl Zechner	4	62.8 1200m	0:08.29 Overall	0:12.28 [7] (0:12.28)	2.4L		0:36.36 +8	
8	2	DIACO Micheal Hellyer	6	64.7 1200m	0:08.67 Overall	0:12.39 [6] (0:12.39)	2.8L		0:36.25 +9	
9	1	DOCTOR TEEKAY Jake Molloy	7	64.6 1200m	0:08.86 Overall	0:12.19 [9] (0:12.19)	3.3L		0:35.93 +8	
10	5	MOST DAZZLING Luke Tarrant	1	64.7 1200m	0:08.78 Overall	0:13.28 [10] (0:13.28)	10.8L		0:37.59 +0	

Did Not Finish: Top Boy (#8)

Scratched: Sukhbir (#4), Latenighttoughguy (#7), Gobbled (#12), Kubwa (#15), Avoid The Misstres (#16)

Report Created: Sat 18 May 2024 17:03 GMT+10 (Note: Timing is based on position data)

Page 2/14

[] Ranking at each section and finish
 -:-:- No data available at this section
 NA No data available

SCN Saddle cloth number
 DNF Did not finish
 DNT Did not track

data processed by TRIPLESDATA



Horse/Jockey Name	Take A Picture
Final Rank	1
Fastest Section Time (Section)	0:08.32 (Overall)
Top Speed [km/h] (Section)	64.0 (1200m)
Race State	Finished

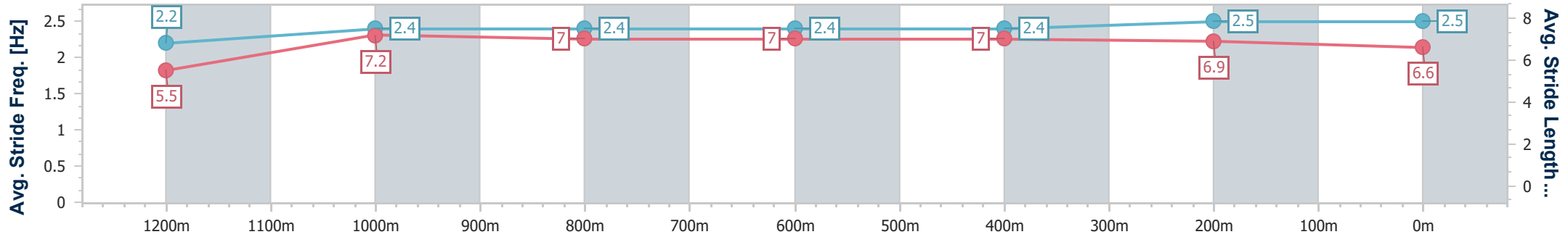
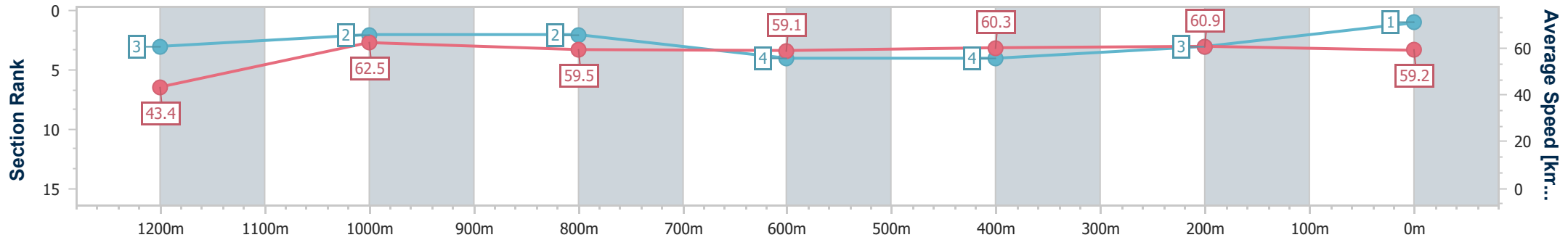


Toowoomba QLD Professional
 Race 1: SUBZERO AIRCONDITIONING BENCHMARK 70
 Handicap - 1300m
 18 May 2024 - 16:49



Track Rating: Soft 5 , Weather: Fine , Rail Position: +1m Entire

Section	Overall	1200m	1000m	800m	600m	400m	200m
Section Times	1:20.19 [1] (0:08.32)	1:11.87 [3] (0:11.51)	1:00.36 [2] (0:12.11)	0:48.25 [2] (0:12.23)	0:36.02 [4] (0:12.00)	0:24.02 [4] (0:11.87)	0:12.15 [3] (0:12.15)
Average Speed [km/h]	43.4	62.5	59.5	59.1	60.3	60.9	59.2
Top Speed [km/h]	61.2	64.0	61.4	61.3	61.2	61.9	61.5
Avg. Dist. to Rail [m]	3.4	0.6	0.3	1.1	1.1	0.7	2.2
Avg. Stride Freq. [Hz]	2.2	2.4	2.4	2.4	2.4	2.5	2.5
Avg. Stride Length [m]	5.5	7.2	7.0	7.0	7.0	6.9	6.6



- [] Ranking at each section and finish
- .-.- No data available at this section
- NA No data available



Horse/Jockey Name	Perfect Encounter
Final Rank	2
Fastest Section Time (Section)	0:08.63 (Overall)
Top Speed [km/h] (Section)	66.7 (1200m)
Race State	Finished

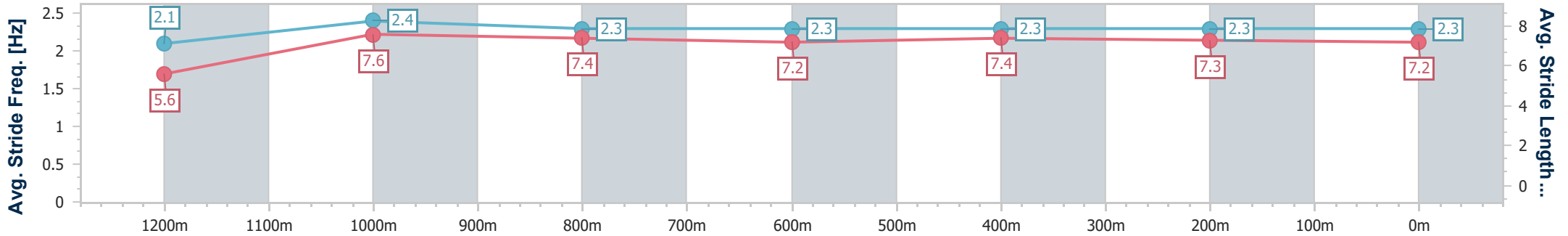
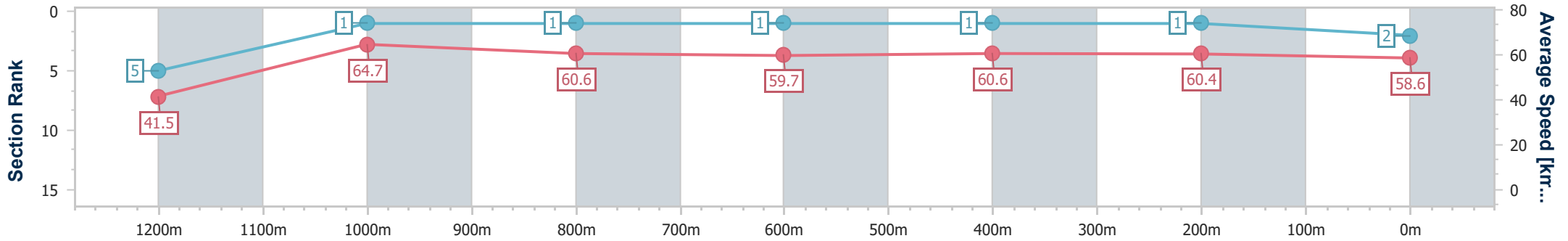


Toowoomba QLD Professional
 Race 1: SUBZERO AIRCONDITIONING BENCHMARK 70
 Handicap - 1300m
 18 May 2024 - 16:49



Track Rating: Soft 5 , Weather: Fine , Rail Position: +1m Entire

Section	Overall	1200m	1000m	800m	600m	400m	200m
Section Times	1:20.20 [2] (0:08.63)	1:11.57 [5] (0:11.18)	1:00.39 [1] (0:12.07)	0:48.32 [1] (0:12.17)	0:36.15 [1] (0:11.94)	0:24.21 [1] (0:11.94)	0:12.27 [1] (0:12.27)
Average Speed [km/h]	41.5	64.7	60.6	59.7	60.6	60.4	58.6
Top Speed [km/h]	64.0	66.7	63.8	60.8	61.8	61.1	59.7
Avg. Dist. to Rail [m]	11.9	5.9	4.7	2.9	1.1	0.4	2.0
Avg. Stride Freq. [Hz]	2.1	2.4	2.3	2.3	2.3	2.3	2.3
Avg. Stride Length [m]	5.6	7.6	7.4	7.2	7.4	7.3	7.2



- [] Ranking at each section and finish
- .-.- No data available at this section
- NA No data available



Horse/Jockey Name	Menari Magic
Final Rank	3
Fastest Section Time (Section)	0:08.25 (Overall)
Top Speed [km/h] (Section)	63.5 (1200m)
Race State	Finished

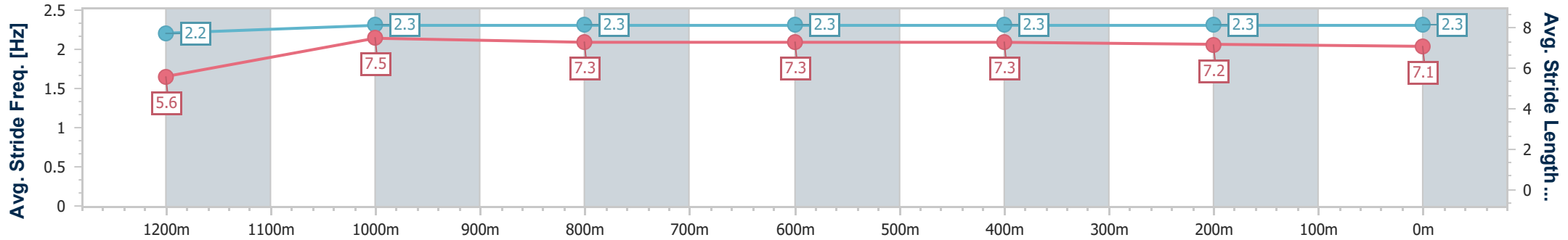
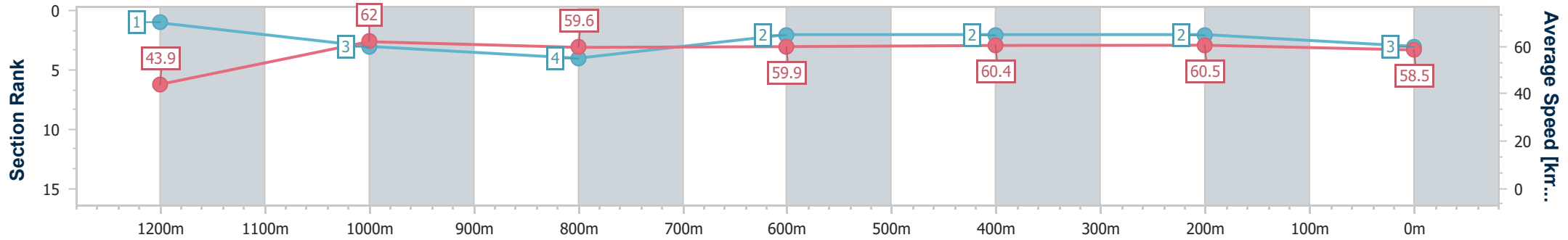


Toowoomba QLD Professional
 Race 1: SUBZERO AIRCONDITIONING BENCHMARK 70
 Handicap - 1300m
 18 May 2024 - 16:49



Track Rating: Soft 5 , Weather: Fine , Rail Position: +1m Entire

Section	Overall	1200m	1000m	800m	600m	400m	200m
Section Times	1:20.37 [3] (0:08.25)	1:12.12 [1] (0:11.61)	1:00.51 [3] (0:12.16)	0:48.35 [4] (0:12.10)	0:36.25 [2] (0:11.95)	0:24.30 [2] (0:11.96)	0:12.34 [2] (0:12.34)
Average Speed [km/h]	43.9	62.0	59.6	59.9	60.4	60.5	58.5
Top Speed [km/h]	61.7	63.5	61.4	61.0	61.2	61.3	60.5
Avg. Dist. to Rail [m]	6.5	1.7	2.1	1.9	0.8	1.8	3.6
Avg. Stride Freq. [Hz]	2.2	2.3	2.3	2.3	2.3	2.3	2.3
Avg. Stride Length [m]	5.6	7.5	7.3	7.3	7.3	7.2	7.1



- [] Ranking at each section and finish
- .-.- No data available at this section
- NA No data available



Horse/Jockey Name	Sheppey
Final Rank	4
Fastest Section Time (Section)	0:08.59 (Overall)
Top Speed [km/h] (Section)	64.6 (1200m)
Race State	Finished

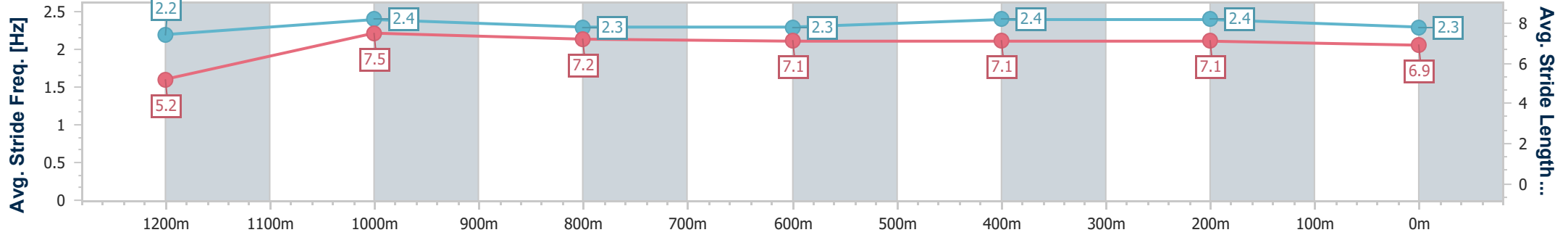
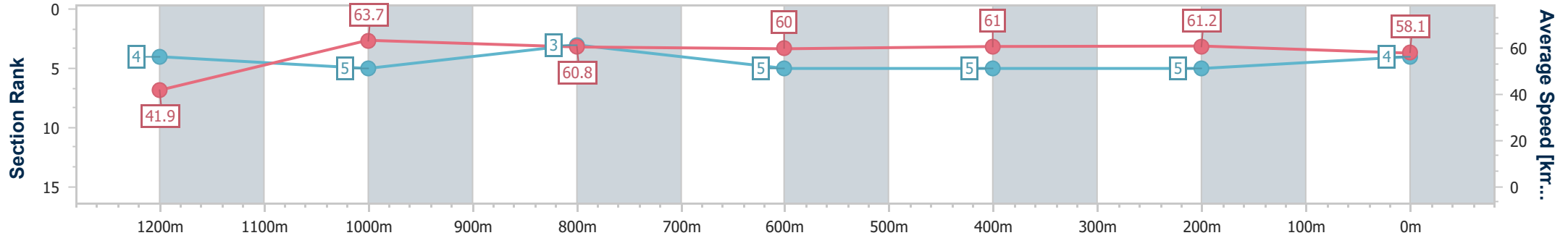


Toowoomba QLD Professional
 Race 1: SUBZERO AIRCONDITIONING BENCHMARK 70
 Handicap - 1300m
 18 May 2024 - 16:49



Track Rating: Soft 5 , Weather: Fine , Rail Position: +1m Entire

Section	Overall	1200m	1000m	800m	600m	400m	200m
Section Times	1:20.54 [4] (0:08.59)	1:11.95 [4] (0:11.37)	1:00.58 [5] (0:12.05)	0:48.53 [3] (0:12.19)	0:36.34 [5] (0:12.06)	0:24.28 [5] (0:11.90)	0:12.38 [5] (0:12.38)
Average Speed [km/h]	41.9	63.7	60.8	60.0	61.0	61.2	58.1
Top Speed [km/h]	61.4	64.6	62.4	61.1	62.3	62.3	61.0
Avg. Dist. to Rail [m]	11.0	4.7	4.4	5.4	3.9	3.7	6.3
Avg. Stride Freq. [Hz]	2.2	2.4	2.3	2.3	2.4	2.4	2.3
Avg. Stride Length [m]	5.2	7.5	7.2	7.1	7.1	7.1	6.9



- [] Ranking at each section and finish
- .-.- No data available at this section
- NA No data available



Horse/Jockey Name	Guts 'N' Glory
Final Rank	5
Fastest Section Time (Section)	0:08.91 (Overall)
Top Speed [km/h] (Section)	64.7 (1200m)
Race State	Finished

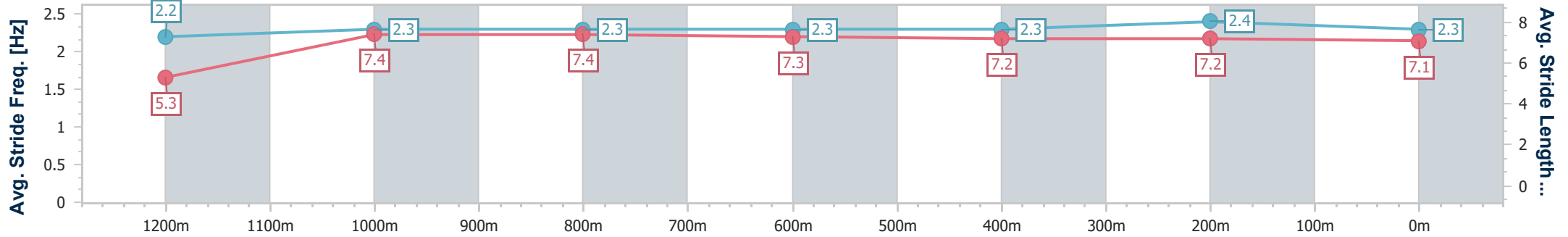
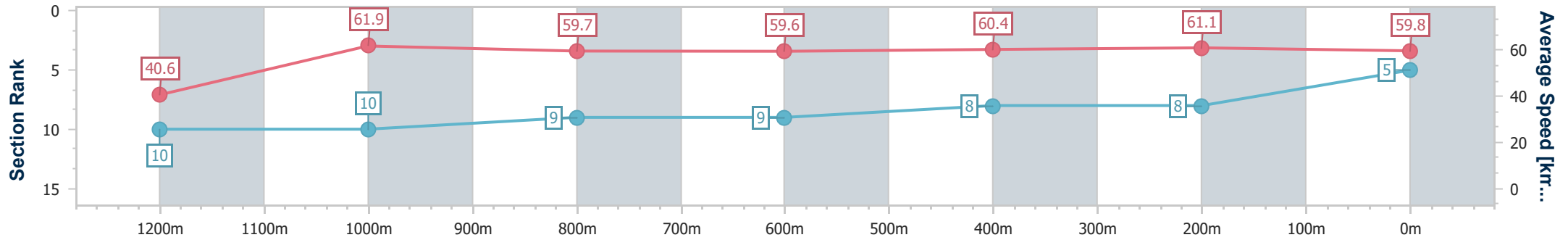


Toowoomba QLD Professional
 Race 1: SUBZERO AIRCONDITIONING BENCHMARK 70
 Handicap - 1300m
 18 May 2024 - 16:49



Track Rating: Soft 5 , Weather: Fine , Rail Position: +1m Entire

Section	Overall	1200m	1000m	800m	600m	400m	200m
Section Times	1:20.57 [5] (0:08.91)	1:11.66 [10] (0:11.65)	1:00.01 [10] (0:12.03)	0:47.98 [9] (0:12.05)	0:35.93 [9] (0:11.98)	0:23.95 [8] (0:11.92)	0:12.03 [8] (0:12.03)
Average Speed [km/h]	40.6	61.9	59.7	59.6	60.4	61.1	59.8
Top Speed [km/h]	58.6	64.7	61.2	61.1	61.3	61.9	61.1
Avg. Dist. to Rail [m]	5.1	1.8	0.6	0.9	1.3	2.3	1.7
Avg. Stride Freq. [Hz]	2.2	2.3	2.3	2.3	2.3	2.4	2.3
Avg. Stride Length [m]	5.3	7.4	7.4	7.3	7.2	7.2	7.1



- [] Ranking at each section and finish
- .-.- No data available at this section
- NA No data available



Horse/Jockey Name	Deferential
Final Rank	6
Fastest Section Time (Section)	0:08.89 (Overall)
Top Speed [km/h] (Section)	66.3 (1200m)
Race State	Finished

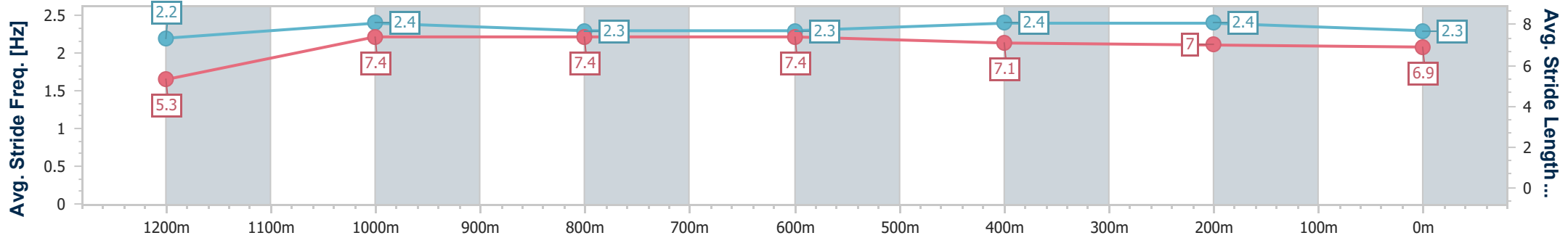
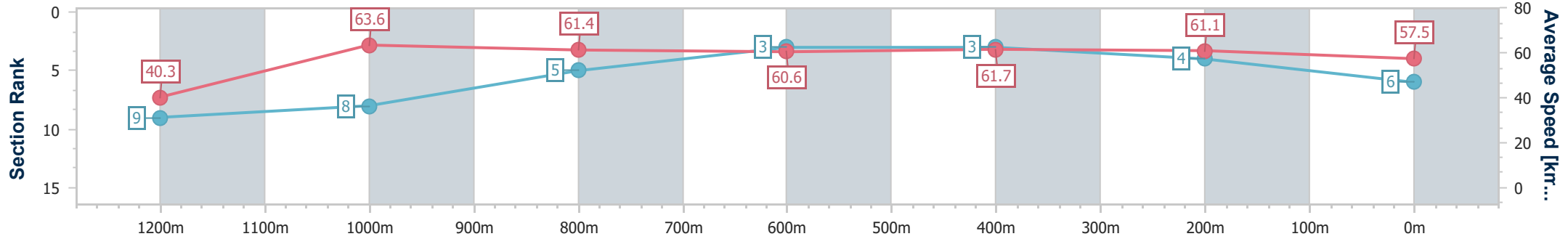


Toowoomba QLD Professional
 Race 1: SUBZERO AIRCONDITIONING BENCHMARK 70
 Handicap - 1300m
 18 May 2024 - 16:49



Track Rating: Soft 5 , Weather: Fine , Rail Position: +1m Entire

Section	Overall	1200m	1000m	800m	600m	400m	200m
Section Times	1:20.62 [6] (0:08.89)	1:11.73 [9] (0:11.37)	1:00.36 [8] (0:11.89)	0:48.47 [5] (0:12.01)	0:36.46 [3] (0:11.98)	0:24.48 [3] (0:11.94)	0:12.54 [4] (0:12.54)
Average Speed [km/h]	40.3	63.6	61.4	60.6	61.7	61.1	57.5
Top Speed [km/h]	60.7	66.3	61.6	61.3	62.3	62.6	59.7
Avg. Dist. to Rail [m]	11.9	6.2	3.2	4.2	4.4	4.8	6.4
Avg. Stride Freq. [Hz]	2.2	2.4	2.3	2.3	2.4	2.4	2.3
Avg. Stride Length [m]	5.3	7.4	7.4	7.4	7.1	7.0	6.9



- [] Ranking at each section and finish
- .-.- No data available at this section
- NA No data available



Horse/Jockey Name	Vonzither
Final Rank	7
Fastest Section Time (Section)	0:08.29 (Overall)
Top Speed [km/h] (Section)	62.8 (1200m)
Race State	Finished

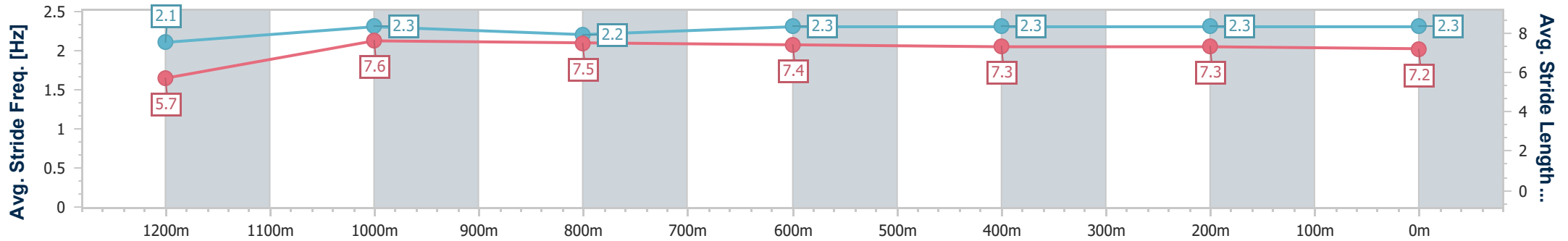
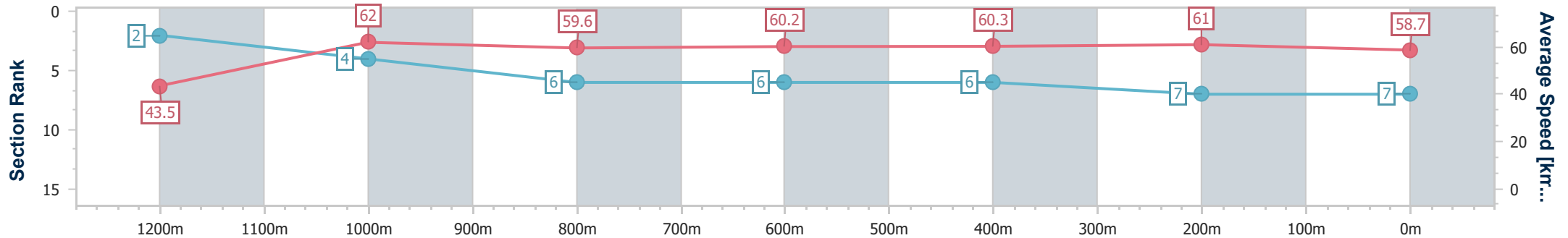


Toowoomba QLD Professional
 Race 1: SUBZERO AIRCONDITIONING BENCHMARK 70
 Handicap - 1300m
 18 May 2024 - 16:49



Track Rating: Soft 5 , Weather: Fine , Rail Position: +1m Entire

Section	Overall	1200m	1000m	800m	600m	400m	200m
Section Times	1:20.62 [7] (0:08.29)	1:12.33 [2] (0:11.65)	1:00.68 [4] (0:12.23)	0:48.45 [6] (0:12.09)	0:36.36 [6] (0:12.09)	0:24.27 [6] (0:11.99)	0:12.28 [7] (0:12.28)
Average Speed [km/h]	43.5	62.0	59.6	60.2	60.3	61.0	58.7
Top Speed [km/h]	61.3	62.8	60.9	61.3	62.0	62.0	60.3
Avg. Dist. to Rail [m]	9.2	4.6	3.2	4.0	2.7	4.7	3.7
Avg. Stride Freq. [Hz]	2.1	2.3	2.2	2.3	2.3	2.3	2.3
Avg. Stride Length [m]	5.7	7.6	7.5	7.4	7.3	7.3	7.2



- [] Ranking at each section and finish
- .-.- No data available at this section
- NA No data available



Horse/Jockey Name	Diacio
Final Rank	8
Fastest Section Time (Section)	0:08.67 (Overall)
Top Speed [km/h] (Section)	64.7 (1200m)
Race State	Finished

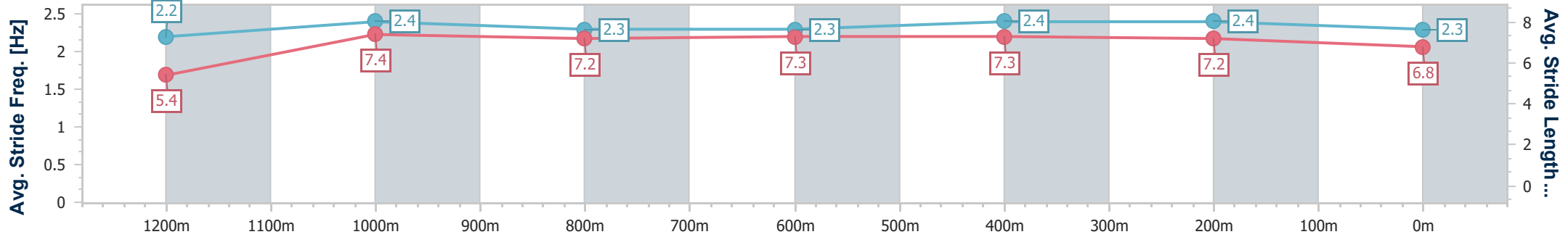
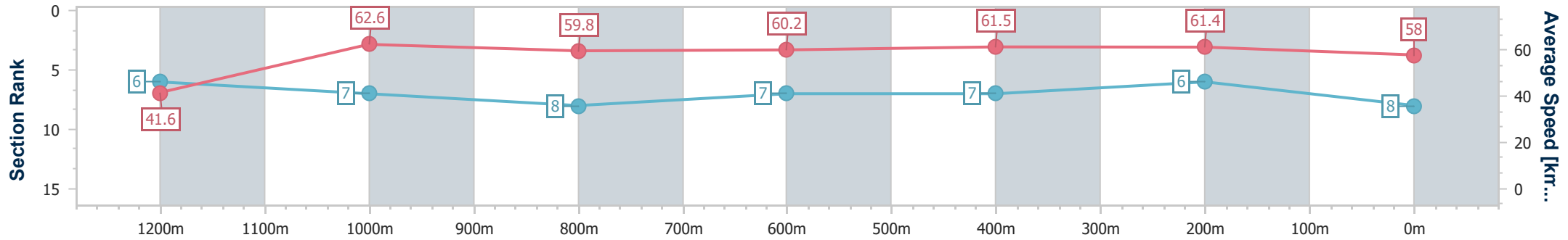


Toowoomba QLD Professional
 Race 1: SUBZERO AIRCONDITIONING BENCHMARK 70
 Handicap - 1300m
 18 May 2024 - 16:49



Track Rating: Soft 5 , Weather: Fine , Rail Position: +1m Entire

Section	Overall	1200m	1000m	800m	600m	400m	200m
Section Times	1:20.70 [8] (0:08.67)	1:12.03 [6] (0:11.48)	1:00.55 [7] (0:12.18)	0:48.37 [8] (0:12.12)	0:36.25 [7] (0:11.96)	0:24.29 [7] (0:11.90)	0:12.39 [6] (0:12.39)
Average Speed [km/h]	41.6	62.6	59.8	60.2	61.5	61.4	58.0
Top Speed [km/h]	61.4	64.7	60.7	61.8	62.1	63.2	60.0
Avg. Dist. to Rail [m]	5.5	2.8	2.8	4.0	3.8	4.6	7.6
Avg. Stride Freq. [Hz]	2.2	2.4	2.3	2.3	2.4	2.4	2.3
Avg. Stride Length [m]	5.4	7.4	7.2	7.3	7.3	7.2	6.8



- [] Ranking at each section and finish
- .-.- No data available at this section
- NA No data available



Horse/Jockey Name	Doctor Teekay
Final Rank	9
Fastest Section Time (Section)	0:08.86 (Overall)
Top Speed [km/h] (Section)	64.6 (1200m)
Race State	Finished

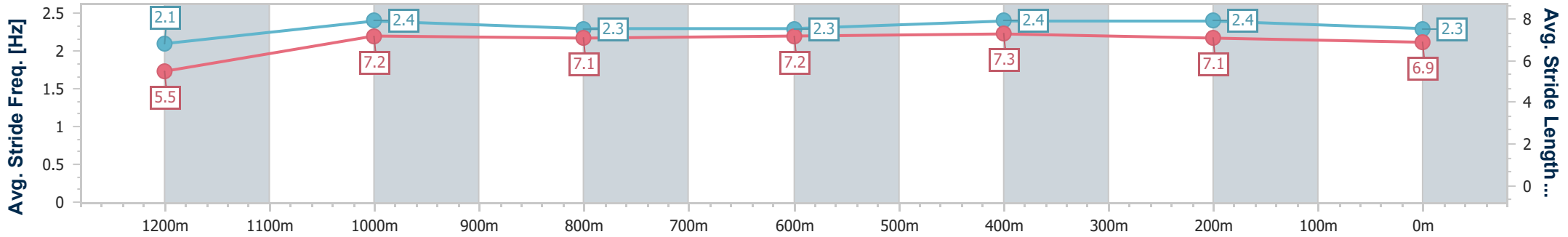
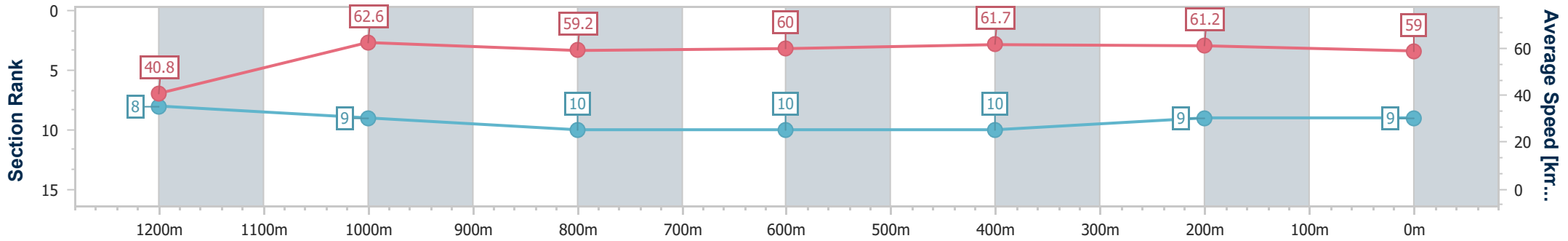


Toowoomba QLD Professional
 Race 1: SUBZERO AIRCONDITIONING BENCHMARK 70
 Handicap - 1300m
 18 May 2024 - 16:49



Track Rating: Soft 5 , Weather: Fine , Rail Position: +1m Entire

Section	Overall	1200m	1000m	800m	600m	400m	200m
Section Times	1:20.79 [9] (0:08.86)	1:11.93 [8] (0:11.56)	1:00.37 [9] (0:12.30)	0:48.07 [10] (0:12.14)	0:35.93 [10] (0:11.82)	0:24.11 [10] (0:11.92)	0:12.19 [9] (0:12.19)
Average Speed [km/h]	40.8	62.6	59.2	60.0	61.7	61.2	59.0
Top Speed [km/h]	59.7	64.6	61.7	61.5	63.0	62.1	61.1
Avg. Dist. to Rail [m]	7.8	4.8	3.8	3.5	3.0	2.7	1.6
Avg. Stride Freq. [Hz]	2.1	2.4	2.3	2.3	2.4	2.4	2.3
Avg. Stride Length [m]	5.5	7.2	7.1	7.2	7.3	7.1	6.9



- [] Ranking at each section and finish
- .-.- No data available at this section
- NA No data available



Horse/Jockey Name	Most Dazzling
Final Rank	10
Fastest Section Time (Section)	0:08.78 (Overall)
Top Speed [km/h] (Section)	64.7 (1200m)
Race State	Finished

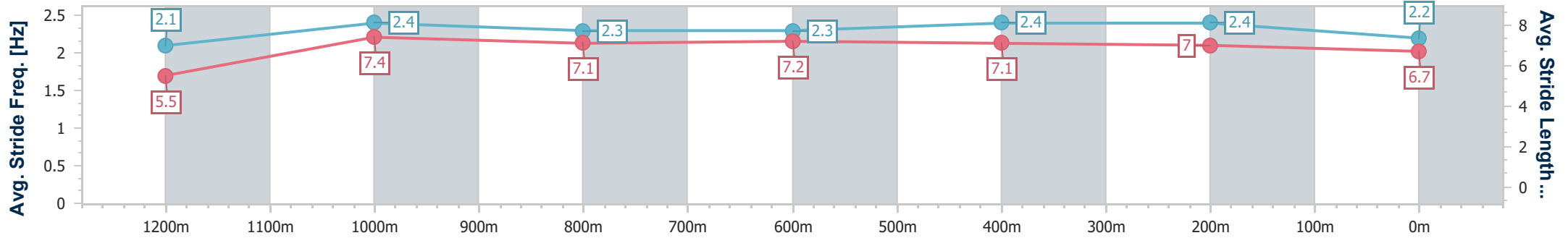
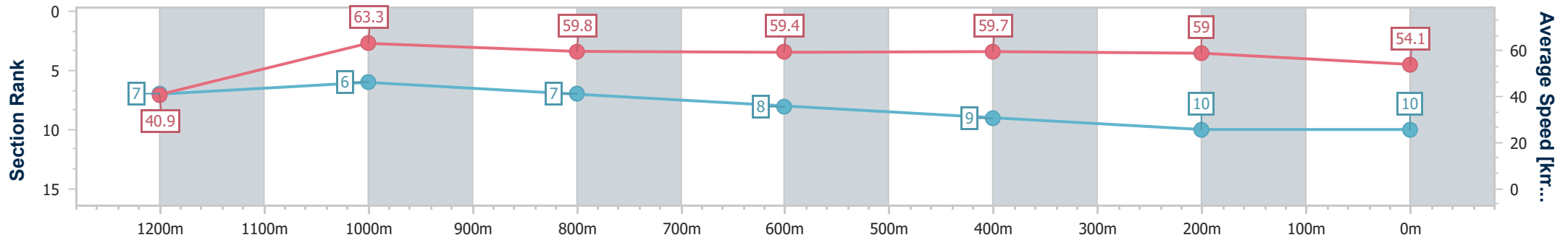


Toowoomba QLD Professional
 Race 1: SUBZERO AIRCONDITIONING BENCHMARK 70
 Handicap - 1300m
 18 May 2024 - 16:49



Track Rating: Soft 5 , Weather: Fine , Rail Position: +1m Entire

Section	Overall	1200m	1000m	800m	600m	400m	200m
Section Times	1:22.10 [10] (0:08.78)	1:13.32 [7] (0:11.36)	1:01.96 [6] (0:12.15)	0:49.81 [7] (0:12.22)	0:37.59 [8] (0:12.12)	0:25.47 [9] (0:12.19)	0:13.28 [10] (0:13.28)
Average Speed [km/h]	40.9	63.3	59.8	59.4	59.7	59.0	54.1
Top Speed [km/h]	62.8	64.7	61.5	60.3	60.7	59.8	58.1
Avg. Dist. to Rail [m]	2.1	1.2	1.8	1.9	1.4	0.5	1.0
Avg. Stride Freq. [Hz]	2.1	2.4	2.3	2.3	2.4	2.4	2.2
Avg. Stride Length [m]	5.5	7.4	7.1	7.2	7.1	7.0	6.7



- [] Ranking at each section and finish
- .-.- No data available at this section
- NA No data available



Horse/Jockey Name	Top Boy
Final Rank	2147483647
Fastest Section Time (Section)	0:09.37 (Overall)
Top Speed [km/h] (Section)	55.5 (1200m)
Race State	DidNotFinish

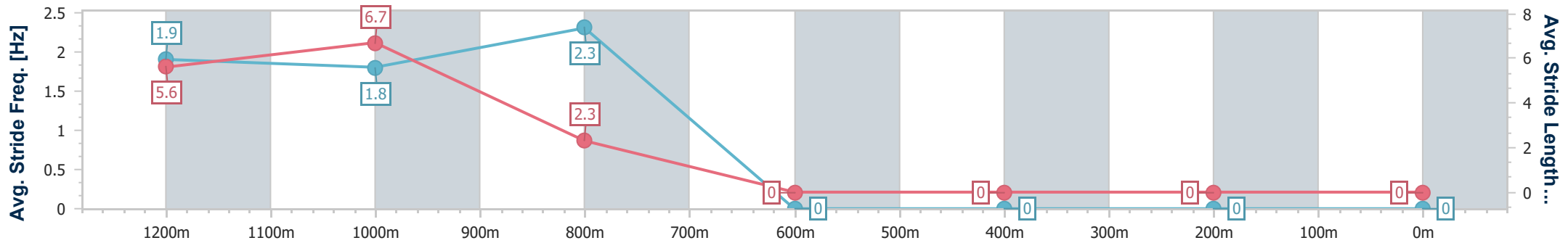
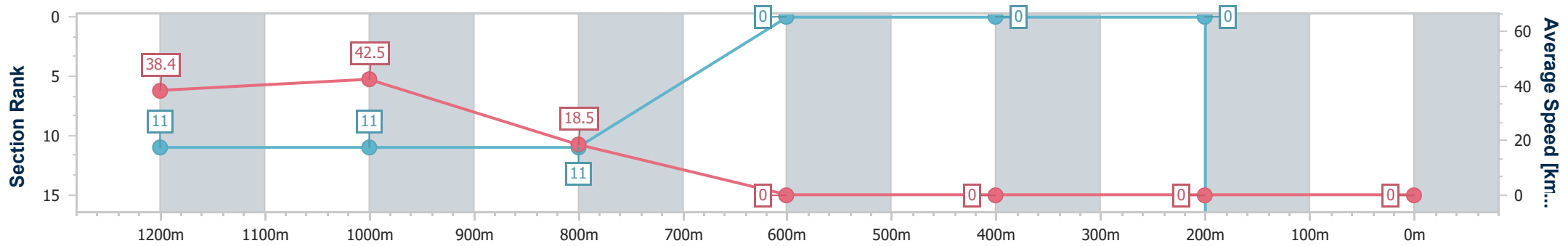


Toowoomba QLD Professional
 Race 1: SUBZERO AIRCONDITIONING BENCHMARK 70
 Handicap - 1300m
 18 May 2024 - 16:49



Track Rating: Soft 5 , Weather: Fine , Rail Position: +1m Entire

Section	Overall	1200m	1000m	800m	600m	400m	200m
Section Times	0:00.00 [2147483647 1 (0:09.37)	0:00.00 [11] (0:16.99)	0:00.00 [11] (0:39.38)	-:--	-:--	-:--	-:--
Average Speed [km/h]	38.4	42.5	18.5	0.0	0.0	0.0	0.0
Top Speed [km/h]	54.6	55.5	33.0	--	--	--	--
Avg. Dist. to Rail [m]	9.5	3.5	3.5	0.0	0.0	0.0	0.0
Avg. Stride Freq. [Hz]	1.9	1.8	2.3	--	--	--	--
Avg. Stride Length [m]	5.6	6.7	2.3	--	--	--	--



- [] Ranking at each section and finish
- :-- No data available at this section
- NA No data available

- [] Ranking at each section and finish
- :--:- No data available at this section
- NA No data available