



Ipswich QLD Professional
Race 4: JAMESON WHISKEY READY TO DRINK Class 3 Handicap (4YO
only QTIS bonuses applicable) - 1100m
22 May 2024 - 13:44



Track Rating: Good 4, Weather: Fine, Rail Position: +6m Entire

Section												Last 600m		
Field Times		Overall	1000m	800m	600m	400m	200m						0:34.26	
		1:04.79 (0:08.62)	0:56.17 (0:10.67)	0:45.50 (0:11.24)	0:34.26 (0:11.34)	0:22.92 (0:11.24)	0:11.68 (0:11.68)							
Rank	TAB	Horse/Jockey	Barrier	Top Speed [km/h]	Fastest Section							Margin	Distance Travelled [m]	
1	3	MAJESTIC BOOM	8	68.5	0:08.70	1:04.79 [1]	0:56.09 [3]	0:45.36 [2]	0:34.23 [2]	0:22.88 [2]	0:11.58 [2]	1:04.79	0:34.23	
		Adin Thompson		1000m	Overall	(0:08.70)	(0:10.73)	(0:11.13)	(0:11.35)	(0:11.30)	(0:11.58)			
2	15	SPIRITCHASER	16	69.2	0:08.62	1:04.82 [2]	0:56.20 [1]	0:45.53 [1]	0:34.29 [1]	0:22.95 [1]	0:11.71 [1]	0.17L	0:34.29	-4
		Robbie Dolan		1000m	Overall	(0:08.62)	(0:10.67)	(0:11.24)	(0:11.34)	(0:11.24)	(0:11.71)			
3	7	LIBERTY STEPS	10	68.2	0:08.72	1:04.87 [3]	0:56.15 [4]	0:45.30 [4]	0:34.08 [4]	0:22.69 [4]	0:11.43 [4]	0.45L	0:34.08	+2
		Damien Thornton		1000m	Overall	(0:08.72)	(0:10.85)	(0:11.22)	(0:11.39)	(0:11.26)	(0:11.43)			
4	1	DEVASTATING	15	66.2	0:08.64	1:04.96 [4]	0:56.32 [2]	0:45.17 [6]	0:33.99 [6]	0:22.66 [6]	0:11.39 [6]	0.99L	0:33.99	-2
		Ryan Maloney		1000m	Overall	(0:08.64)	(0:11.15)	(0:11.18)	(0:11.33)	(0:11.27)	(0:11.39)			
5	2	STAR GAMBLE	6	66.9	0:08.79	1:05.14 [5]	0:56.35 [5]	0:45.48 [5]	0:34.33 [5]	0:22.95 [5]	0:11.68 [5]	2.06L	0:34.33	-2
		Jake Bayliss		1000m	Overall	(0:08.79)	(0:10.87)	(0:11.15)	(0:11.38)	(0:11.27)	(0:11.68)			
6	11	LADY SHOTGUN	2	69.0	0:08.83	1:05.24 [6]	0:56.41 [6]	0:45.70 [3]	0:34.59 [3]	0:23.15 [3]	0:11.92 [3]	2.64L	0:34.59	-5
		Michael Cahill		1000m	Overall	(0:08.83)	(0:10.71)	(0:11.11)	(0:11.44)	(0:11.23)	(0:11.92)			

Scratched: Ready To Boom (#13), Airstrike (#14), Flag Hall (#4), Eagle Hawk Star (#8), Kernel Boom (#16), Miss Coota (#5), Barassi (#6), Lara's Laulet (#12), La Boqueria (#10), Enterprise Lucia (#9)

[] Ranking at each section and finish
 -:-:- No data available at this section
 NA No data available

SCN Saddle cloth number
 DNF Did not finish
 DNT Did not track



Horse/Jockey Name	Majestic Boom
Final Rank	1
Fastest Section Time (Section)	0:08.70 (Overall)
Top Speed [km/h] (Section)	68.5 (1000m)
Race State	Finished



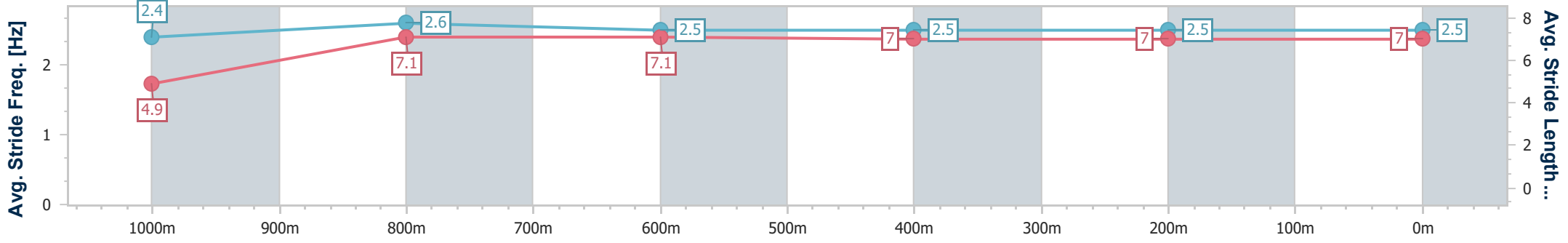
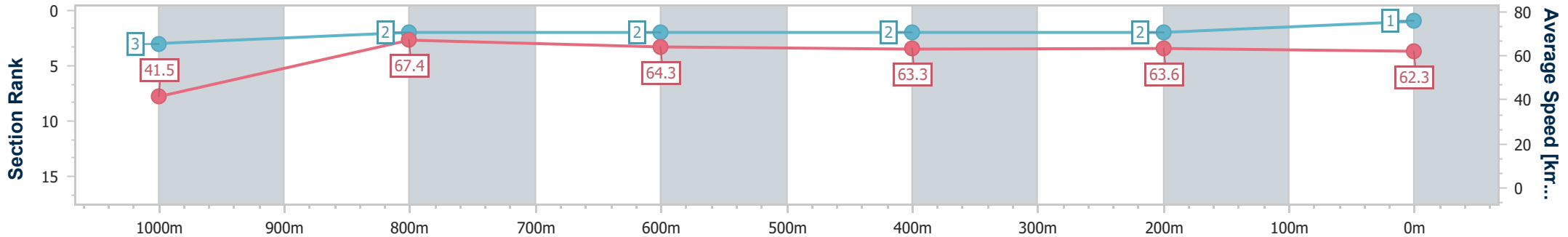
Ipswich QLD Professional
 Race 4: JAMESON WHISKEY READY TO DRINK Class 3
 Handicap (4YO only QTIS bonuses applicable) - 1100m



22 May 2024 - 13:44

Track Rating: Good 4, Weather: Fine, Rail Position: +6m Entire

Section	Overall	1000m	800m	600m	400m	200m
Section Times	1:04.79 [1] (0:08.70)	0:56.09 [3] (0:10.73)	0:45.36 [2] (0:11.13)	0:34.23 [2] (0:11.35)	0:22.88 [2] (0:11.30)	0:11.58 [2] (0:11.58)
Average Speed [km/h]	41.5	67.4	64.3	63.3	63.6	62.3
Top Speed [km/h]	64.9	68.5	65.8	63.7	64.1	63.9
Avg. Dist. to Rail [m]	3.9	1.0	0.5	0.7	0.4	1.6
Avg. Stride Freq. [Hz]	2.4	2.6	2.5	2.5	2.5	2.5
Avg. Stride Length [m]	4.9	7.1	7.1	7.0	7.0	7.0



- [] Ranking at each section and finish
- .-.- No data available at this section
- NA No data available



Horse/Jockey Name	Spiritchaser
Final Rank	2
Fastest Section Time (Section)	0:08.62 (Overall)
Top Speed [km/h] (Section)	69.2 (1000m)
Race State	Finished



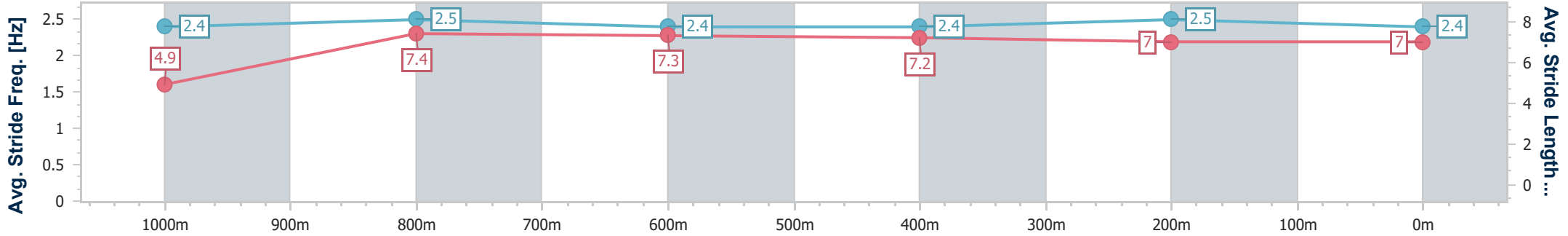
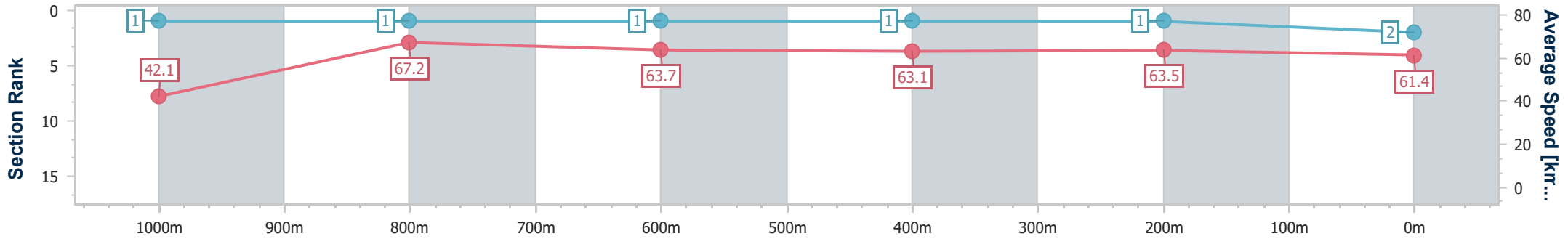
Ipswich QLD Professional
 Race 4: JAMESON WHISKEY READY TO DRINK Class 3
 Handicap (4YO only QTIS bonuses applicable) - 1100m



22 May 2024 - 13:44

Track Rating: Good 4, Weather: Fine, Rail Position: +6m Entire

Section	Overall	1000m	800m	600m	400m	200m
Section Times	1:04.82 [2] (0:08.62)	0:56.20 [1] (0:10.67)	0:45.53 [1] (0:11.24)	0:34.29 [1] (0:11.34)	0:22.95 [1] (0:11.24)	0:11.71 [1] (0:11.71)
Average Speed [km/h]	42.1	67.2	63.7	63.1	63.5	61.4
Top Speed [km/h]	66.6	69.2	64.7	63.8	64.1	64.2
Avg. Dist. to Rail [m]	7.2	2.0	1.2	2.4	1.4	0.5
Avg. Stride Freq. [Hz]	2.4	2.5	2.4	2.4	2.5	2.4
Avg. Stride Length [m]	4.9	7.4	7.3	7.2	7.0	7.0



- [] Ranking at each section and finish
- .-.- No data available at this section
- NA No data available



Horse/Jockey Name	Liberty Steps
Final Rank	3
Fastest Section Time (Section)	0:08.72 (Overall)
Top Speed [km/h] (Section)	68.2 (1000m)
Race State	Finished



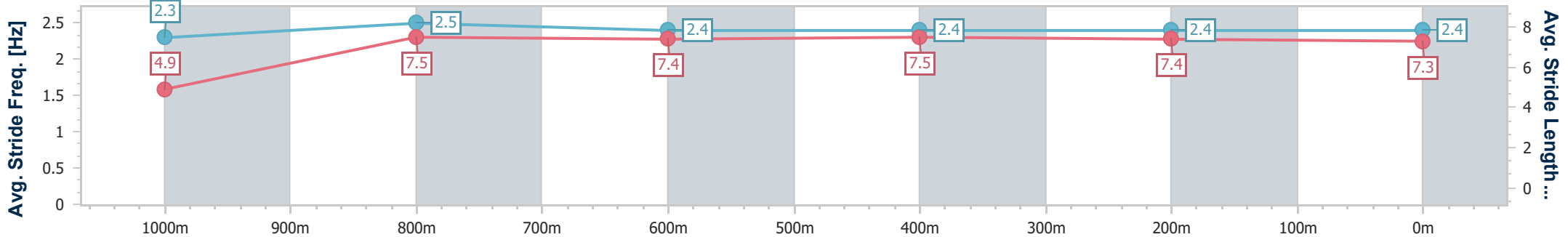
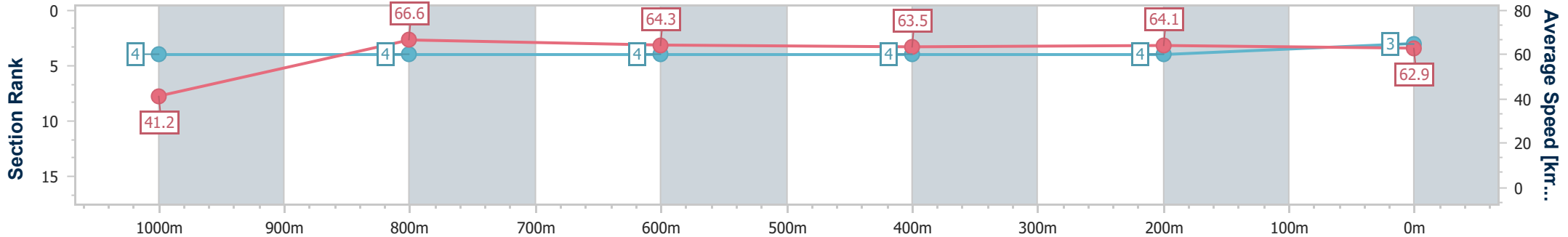
Ipswich QLD Professional
 Race 4: JAMESON WHISKEY READY TO DRINK Class 3
 Handicap (4YO only QTIS bonuses applicable) - 1100m



22 May 2024 - 13:44

Track Rating: Good 4, Weather: Fine, Rail Position: +6m Entire

Section	Overall	1000m	800m	600m	400m	200m
Section Times	1:04.87 [3] (0:08.72)	0:56.15 [4] (0:10.85)	0:45.30 [4] (0:11.22)	0:34.08 [4] (0:11.39)	0:22.69 [4] (0:11.26)	0:11.43 [4] (0:11.43)
Average Speed [km/h]	41.2	66.6	64.3	63.5	64.1	62.9
Top Speed [km/h]	66.2	68.2	65.7	64.8	64.8	63.8
Avg. Dist. to Rail [m]	4.9	1.5	0.7	0.6	0.8	2.8
Avg. Stride Freq. [Hz]	2.3	2.5	2.4	2.4	2.4	2.4
Avg. Stride Length [m]	4.9	7.5	7.4	7.5	7.4	7.3



- [] Ranking at each section and finish
- .-.- No data available at this section
- NA No data available



Horse/Jockey Name	Devastating
Final Rank	4
Fastest Section Time (Section)	0:08.64 (Overall)
Top Speed [km/h] (Section)	66.2 (1000m)
Race State	Finished



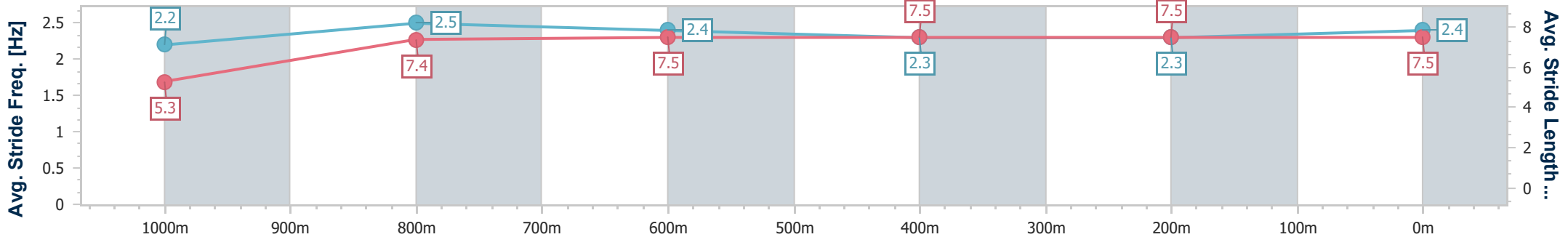
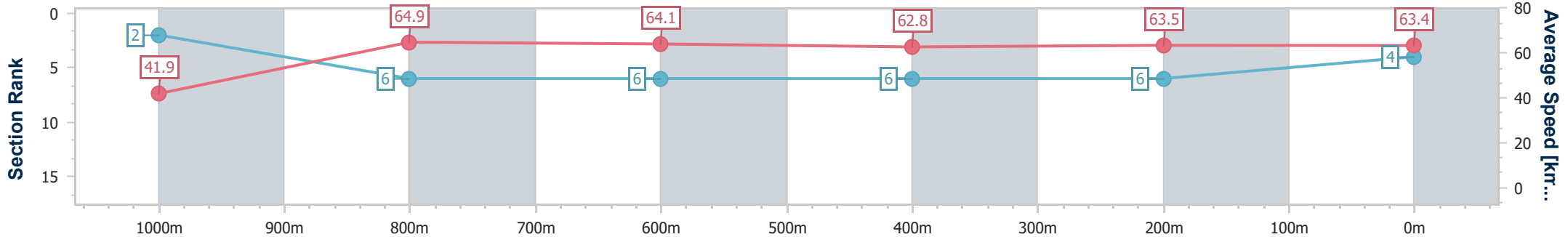
Ipswich QLD Professional
 Race 4: JAMESON WHISKEY READY TO DRINK Class 3
 Handicap (4YO only QTIS bonuses applicable) - 1100m



22 May 2024 - 13:44

Track Rating: Good 4, Weather: Fine, Rail Position: +6m Entire

Section	Overall	1000m	800m	600m	400m	200m
Section Times	1:04.96 [4] (0:08.64)	0:56.32 [2] (0:11.15)	0:45.17 [6] (0:11.18)	0:33.99 [6] (0:11.33)	0:22.66 [6] (0:11.27)	0:11.39 [6] (0:11.39)
Average Speed [km/h]	41.9	64.9	64.1	62.8	63.5	63.4
Top Speed [km/h]	63.7	66.2	64.8	64.5	64.7	64.0
Avg. Dist. to Rail [m]	6.2	2.8	1.1	2.5	1.5	0.8
Avg. Stride Freq. [Hz]	2.2	2.5	2.4	2.3	2.3	2.4
Avg. Stride Length [m]	5.3	7.4	7.5	7.5	7.5	7.5



- [] Ranking at each section and finish
- .-.- No data available at this section
- NA No data available



Horse/Jockey Name	Star Gamble
Final Rank	5
Fastest Section Time (Section)	0:08.79 (Overall)
Top Speed [km/h] (Section)	66.9 (1000m)
Race State	Finished



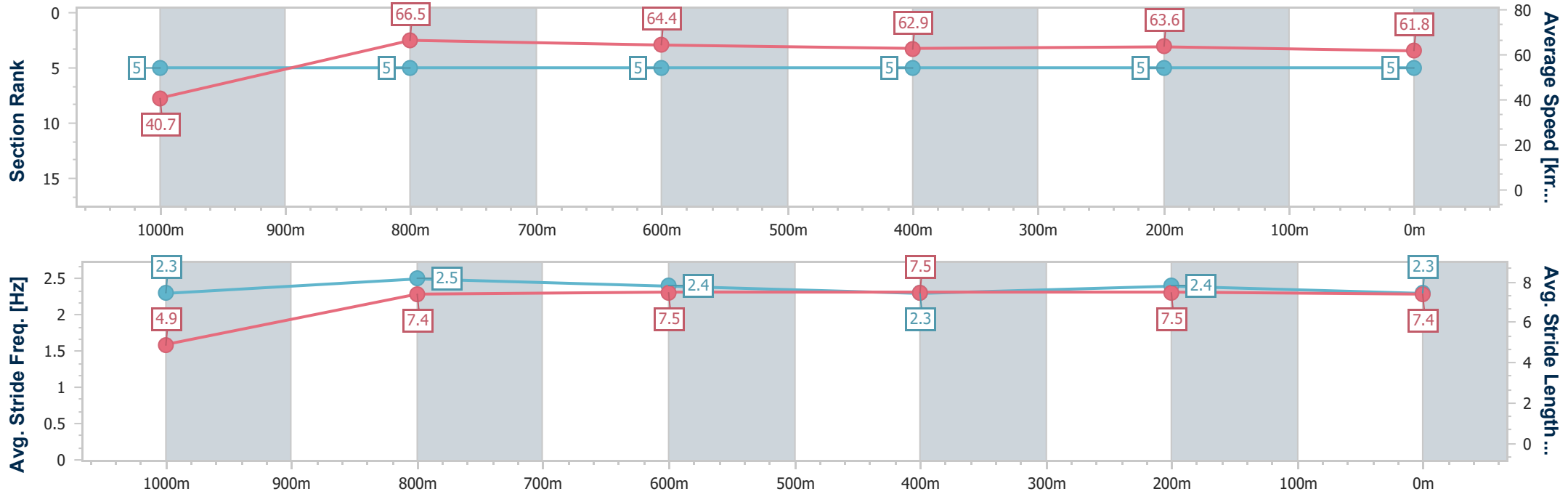
Ipswich QLD Professional
 Race 4: JAMESON WHISKEY READY TO DRINK Class 3
 Handicap (4YO only QTIS bonuses applicable) - 1100m



22 May 2024 - 13:44

Track Rating: Good 4, Weather: Fine, Rail Position: +6m Entire

Section	Overall	1000m	800m	600m	400m	200m
Section Times	1:05.14 [5] (0:08.79)	0:56.35 [5] (0:10.87)	0:45.48 [5] (0:11.15)	0:34.33 [5] (0:11.38)	0:22.95 [5] (0:11.27)	0:11.68 [5] (0:11.68)
Average Speed [km/h]	40.7	66.5	64.4	62.9	63.6	61.8
Top Speed [km/h]	65.0	66.9	66.0	64.4	64.3	63.7
Avg. Dist. to Rail [m]	2.5	0.4	0.9	1.2	0.7	2.2
Avg. Stride Freq. [Hz]	2.3	2.5	2.4	2.3	2.4	2.3
Avg. Stride Length [m]	4.9	7.4	7.5	7.5	7.5	7.4



- [] Ranking at each section and finish
- .-.- No data available at this section
- NA No data available



Horse/Jockey Name	Lady Shotgun
Final Rank	6
Fastest Section Time (Section)	0:08.83 (Overall)
Top Speed [km/h] (Section)	69.0 (1000m)
Race State	Finished



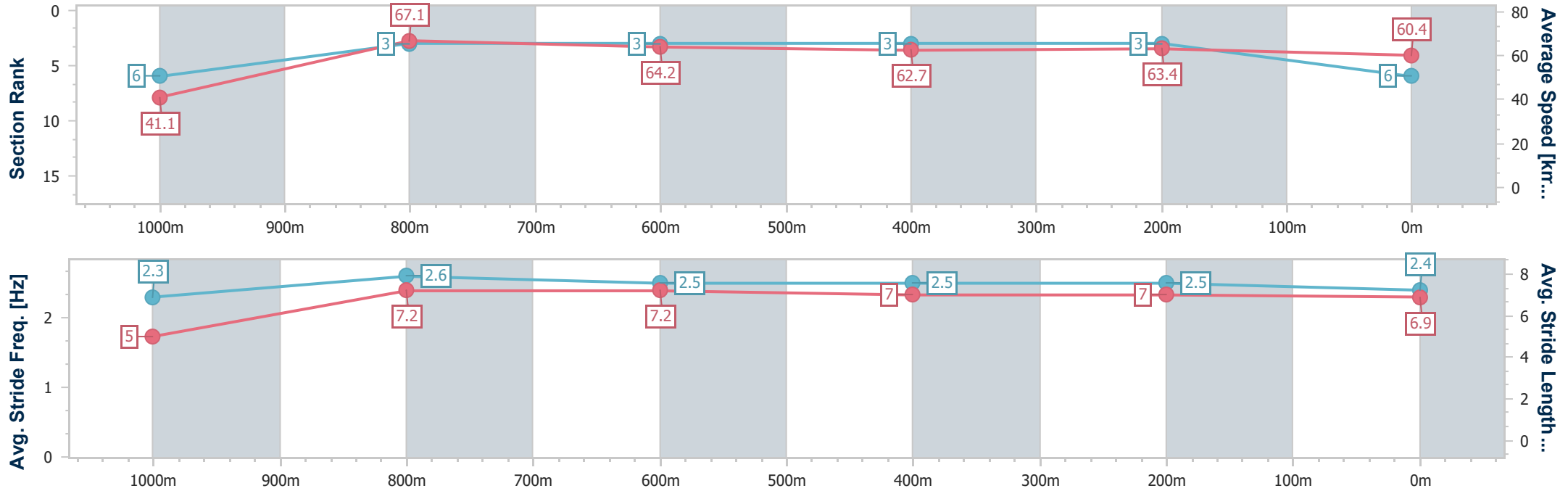
Ipswich QLD Professional
 Race 4: JAMESON WHISKEY READY TO DRINK Class 3
 Handicap (4YO only QTIS bonuses applicable) - 1100m



22 May 2024 - 13:44

Track Rating: Good 4, Weather: Fine, Rail Position: +6m Entire

Section	Overall	1000m	800m	600m	400m	200m
Section Times	1:05.24 [6] (0:08.83)	0:56.41 [6] (0:10.71)	0:45.70 [3] (0:11.11)	0:34.59 [3] (0:11.44)	0:23.15 [3] (0:11.23)	0:11.92 [3] (0:11.92)
Average Speed [km/h]	41.1	67.1	64.2	62.7	63.4	60.4
Top Speed [km/h]	66.3	69.0	65.7	63.8	64.3	63.2
Avg. Dist. to Rail [m]	1.5	1.0	2.0	2.2	1.0	0.4
Avg. Stride Freq. [Hz]	2.3	2.6	2.5	2.5	2.5	2.4
Avg. Stride Length [m]	5.0	7.2	7.2	7.0	7.0	6.9



- [] Ranking at each section and finish
- .-.- No data available at this section
- NA No data available