



Aquis Park Gold Coast Poly QLD Professional

Race 5: GIRLS ON TOUR JUNE 29 BENCHMARK 58 Handicap - 1100m

25 May 2024 - 15:36



Track Rating: Synthetic, Weather: Fine, Rail Position: True

Section		Field Times											Last 600m	
		Overall	1000m	800m	600m	400m	200m						0:34.17	
		1:03.17 (0:07.70)	0:55.47 (0:10.56)	0:44.91 (0:10.74)	0:34.17 (0:11.13)	0:23.04 (0:11.17)	0:11.87 (0:11.87)							
Rank	TAB	Horse/Jockey	Barrier	Top Speed [km/h]	Fastest Section							Margin	Distance Travelled [m]	
1	2	GHOST HUNTER Yvette Lewis	7	69.7 1000m	0:07.82 Overall	1:03.17 [1] (0:07.82)	0:55.35 [2] (0:10.44)	0:44.91 [1] (0:10.74)	0:34.17 [1] (0:11.13)	0:23.04 [1] (0:11.17)	0:11.87 [1] (0:11.87)	1:03.17	0:34.17	
2	5	MAGURO Boris Thornton	11	70.3 1000m	0:07.70 Overall	1:03.49 [2] (0:07.70)	0:55.79 [1] (0:10.59)	0:45.20 [2] (0:11.03)	0:34.17 [3] (0:10.85)	0:23.32 [2] (0:11.22)	0:12.10 [3] (0:12.10)	1.8L	0:34.17	+5
3	1	COSMIC SERENADE Jasper Franklin	9	69.6 800m	0:07.88 Overall	1:03.53 [3] (0:07.88)	0:55.65 [3] (0:10.64)	0:45.01 [4] (0:10.74)	0:34.27 [2] (0:10.92)	0:23.35 [3] (0:11.19)	0:12.16 [2] (0:12.16)	2L	0:34.27	+4
4	11	MAGIC OF MILLO Brendan Ward	14	70.7 1000m	0:08.18 Overall	1:04.09 [4] (0:08.18)	0:55.91 [8] (0:10.72)	0:45.19 [9] (0:10.90)	0:34.29 [9] (0:11.17)	0:23.12 [9] (0:11.40)	0:11.72 [8] (0:11.72)	5.3L	0:34.29	+9
5	10	VELVET Casey Waddell	1	70.4 1000m	0:07.97 Overall	1:04.10 [5] (0:07.97)	0:56.13 [4] (0:10.62)	0:45.51 [5] (0:10.83)	0:34.68 [5] (0:11.20)	0:23.48 [5] (0:11.60)	0:11.88 [5] (0:11.88)	5.4L	0:34.68	+3
6	9	MISS SHU Micheal Hellyer	3	69.3 1000m	0:08.07 Overall	1:04.11 [6] (0:08.07)	0:56.04 [6] (0:10.68)	0:45.36 [7] (0:10.92)	0:34.44 [7] (0:11.09)	0:23.35 [7] (0:11.42)	0:11.93 [4] (0:11.93)	5.5L	0:34.44	+13
7	7	DEEP MYSTIQUE Jag Guthmann-Chester	2	70.3 1000m	0:08.07 Overall	1:04.50 [7] (0:08.07)	0:56.43 [7] (0:10.58)	0:45.85 [6] (0:10.87)	0:34.98 [6] (0:11.21)	0:23.77 [6] (0:11.66)	0:12.11 [9] (0:12.11)	7.8L	0:34.98	+8
8	12	SHOTGUN DIVA Girish Goomany	8	70.3 1000m	0:08.27 Overall	1:04.52 [8] (0:08.27)	0:56.25 [9] (0:10.62)	0:45.63 [8] (0:10.79)	0:34.84 [8] (0:11.08)	0:23.76 [8] (0:11.58)	0:12.18 [7] (0:12.18)	7.9L	0:34.84	+1
9	8	HAYDEN'S REQUEST Noriyuki Masuda	5	71.0 1000m	0:08.05 Overall	1:04.84 [9] (0:08.05)	0:56.79 [5] (0:10.44)	0:46.35 [3] (0:10.92)	0:35.43 [4] (0:11.15)	0:24.28 [4] (0:11.67)	0:12.61 [6] (0:12.61)	9.7L	0:35.43	+9

Scratched: On Merit (#4), Bulsara (#3), Northern Invader (#13), Peregrination (#14), Hidden Melody (#6)



Horse/Jockey Name	Ghost Hunter
Final Rank	1
Fastest Section Time (Section)	0:07.82 (Overall)
Top Speed [km/h] (Section)	69.7 (1000m)
Race State	Finished



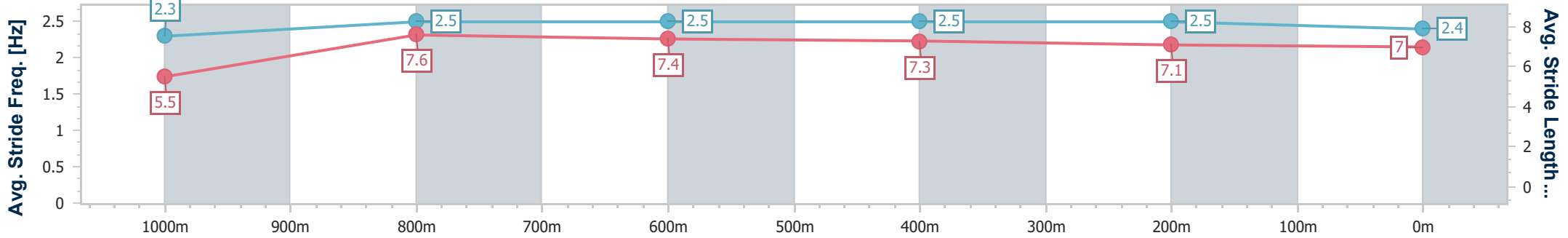
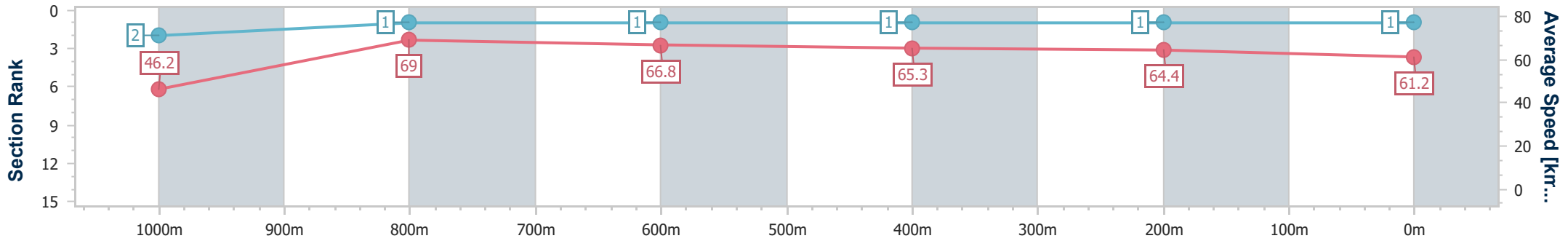
Aquis Park Gold Coast Poly QLD Professional
 Race 5: GIRLS ON TOUR JUNE 29 BENCHMARK 58 Handicap - 1100m



25 May 2024 - 15:36

Track Rating: Synthetic, Weather: Fine, Rail Position: True

Section	Overall	1000m	800m	600m	400m	200m
Section Times	1:03.17 [1] (0:07.82)	0:55.35 [2] (0:10.44)	0:44.91 [1] (0:10.74)	0:34.17 [1] (0:11.13)	0:23.04 [1] (0:11.17)	0:11.87 [1] (0:11.87)
Average Speed [km/h]	46.2	69.0	66.8	65.3	64.4	61.2
Top Speed [km/h]	66.2	69.7	68.6	66.0	65.1	62.8
Avg. Dist. to Rail [m]	4.5	0.7	0.4	1.4	1.1	2.1
Avg. Stride Freq. [Hz]	2.3	2.5	2.5	2.5	2.5	2.4
Avg. Stride Length [m]	5.5	7.6	7.4	7.3	7.1	7.0



- [] Ranking at each section and finish
- .-.- No data available at this section
- NA No data available



Horse/Jockey Name	Maguro
Final Rank	2
Fastest Section Time (Section)	0:07.70 (Overall)
Top Speed [km/h] (Section)	70.3 (1000m)
Race State	Finished



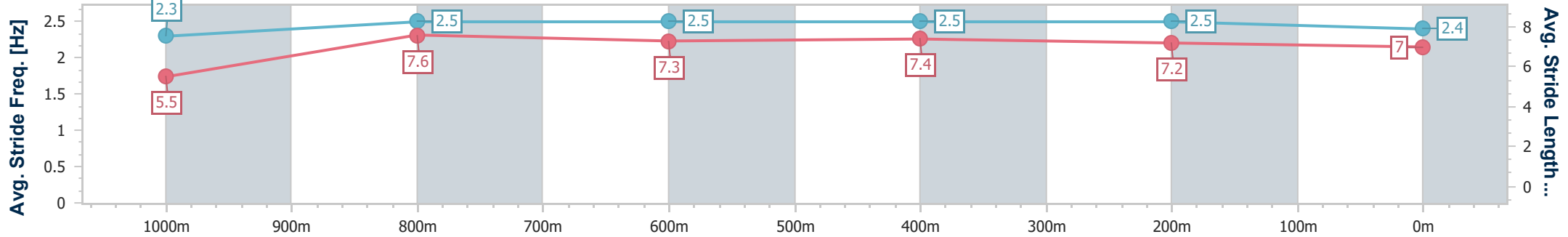
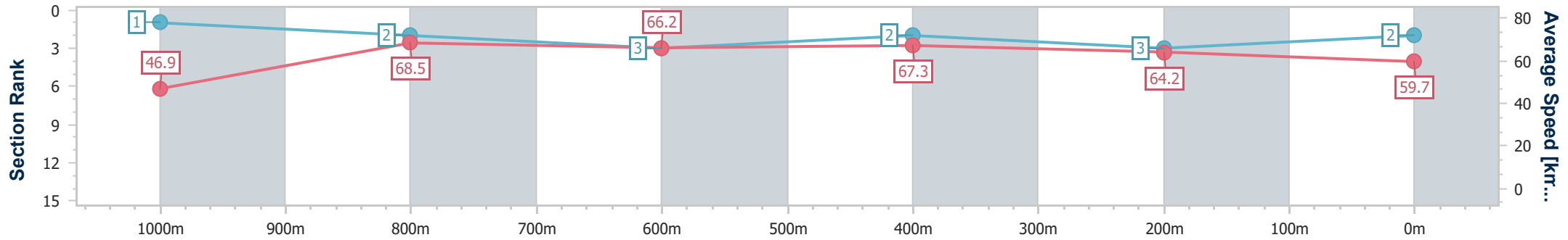
Aquis Park Gold Coast Poly QLD Professional
 Race 5: GIRLS ON TOUR JUNE 29 BENCHMARK 58 Handicap - 1100m



25 May 2024 - 15:36

Track Rating: Synthetic, Weather: Fine, Rail Position: True

Section	Overall	1000m	800m	600m	400m	200m
Section Times	1:03.49 [2] (0:07.70)	0:55.79 [1] (0:10.59)	0:45.20 [2] (0:11.03)	0:34.17 [3] (0:10.85)	0:23.32 [2] (0:11.22)	0:12.10 [3] (0:12.10)
Average Speed [km/h]	46.9	68.5	66.2	67.3	64.2	59.7
Top Speed [km/h]	65.9	70.3	68.5	68.7	66.2	62.8
Avg. Dist. to Rail [m]	5.9	2.7	3.3	2.8	1.4	2.9
Avg. Stride Freq. [Hz]	2.3	2.5	2.5	2.5	2.5	2.4
Avg. Stride Length [m]	5.5	7.6	7.3	7.4	7.2	7.0



- [] Ranking at each section and finish
- .-.- No data available at this section
- NA No data available



Horse/Jockey Name	Cosmic Serenade
Final Rank	3
Fastest Section Time (Section)	0:07.88 (Overall)
Top Speed [km/h] (Section)	69.6 (800m)
Race State	Finished



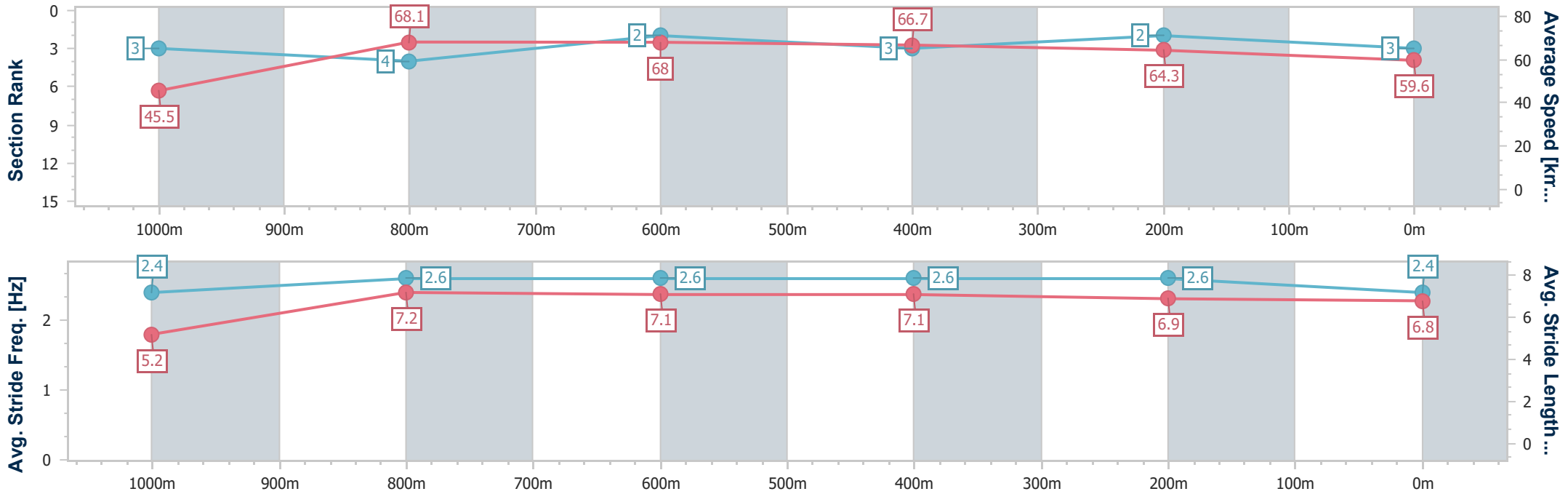
Aquis Park Gold Coast Poly QLD Professional
 Race 5: GIRLS ON TOUR JUNE 29 BENCHMARK 58 Handicap - 1100m



25 May 2024 - 15:36

Track Rating: Synthetic, Weather: Fine, Rail Position: True

Section	Overall	1000m	800m	600m	400m	200m
Section Times	1:03.53 [3] (0:07.88)	0:55.65 [3] (0:10.64)	0:45.01 [4] (0:10.74)	0:34.27 [2] (0:10.92)	0:23.35 [3] (0:11.19)	0:12.16 [2] (0:12.16)
Average Speed [km/h]	45.5	68.1	68.0	66.7	64.3	59.6
Top Speed [km/h]	64.7	69.4	69.6	69.1	66.1	62.4
Avg. Dist. to Rail [m]	5.9	2.2	2.6	2.3	2.3	5.0
Avg. Stride Freq. [Hz]	2.4	2.6	2.6	2.6	2.6	2.4
Avg. Stride Length [m]	5.2	7.2	7.1	7.1	6.9	6.8



- [] Ranking at each section and finish
- .-.- No data available at this section
- NA No data available



Horse/Jockey Name	Magic Of Millo
Final Rank	4
Fastest Section Time (Section)	0:08.18 (Overall)
Top Speed [km/h] (Section)	70.7 (1000m)
Race State	Finished



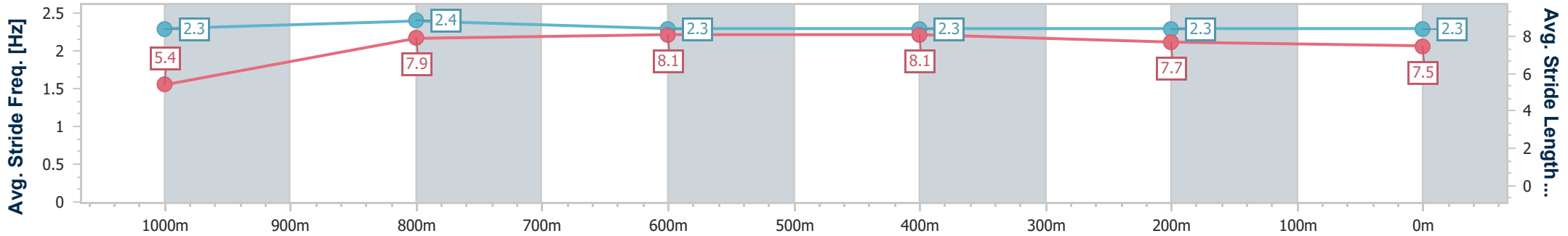
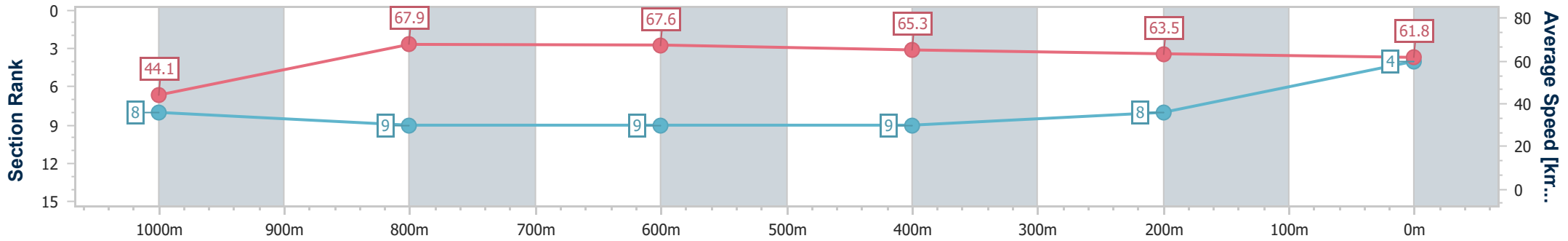
Aquis Park Gold Coast Poly QLD Professional
 Race 5: GIRLS ON TOUR JUNE 29 BENCHMARK 58 Handicap - 1100m



25 May 2024 - 15:36

Track Rating: Synthetic, Weather: Fine, Rail Position: True

Section	Overall	1000m	800m	600m	400m	200m
Section Times	1:04.09 [4] (0:08.18)	0:55.91 [8] (0:10.72)	0:45.19 [9] (0:10.90)	0:34.29 [9] (0:11.17)	0:23.12 [9] (0:11.40)	0:11.72 [8] (0:11.72)
Average Speed [km/h]	44.1	67.9	67.6	65.3	63.5	61.8
Top Speed [km/h]	63.0	70.7	69.4	67.2	64.0	63.2
Avg. Dist. to Rail [m]	7.8	3.7	4.1	3.2	4.1	7.0
Avg. Stride Freq. [Hz]	2.3	2.4	2.3	2.3	2.3	2.3
Avg. Stride Length [m]	5.4	7.9	8.1	8.1	7.7	7.5



- [] Ranking at each section and finish
- .-.- No data available at this section
- NA No data available



Horse/Jockey Name	Velvet
Final Rank	5
Fastest Section Time (Section)	0:07.97 (Overall)
Top Speed [km/h] (Section)	70.4 (1000m)
Race State	Finished



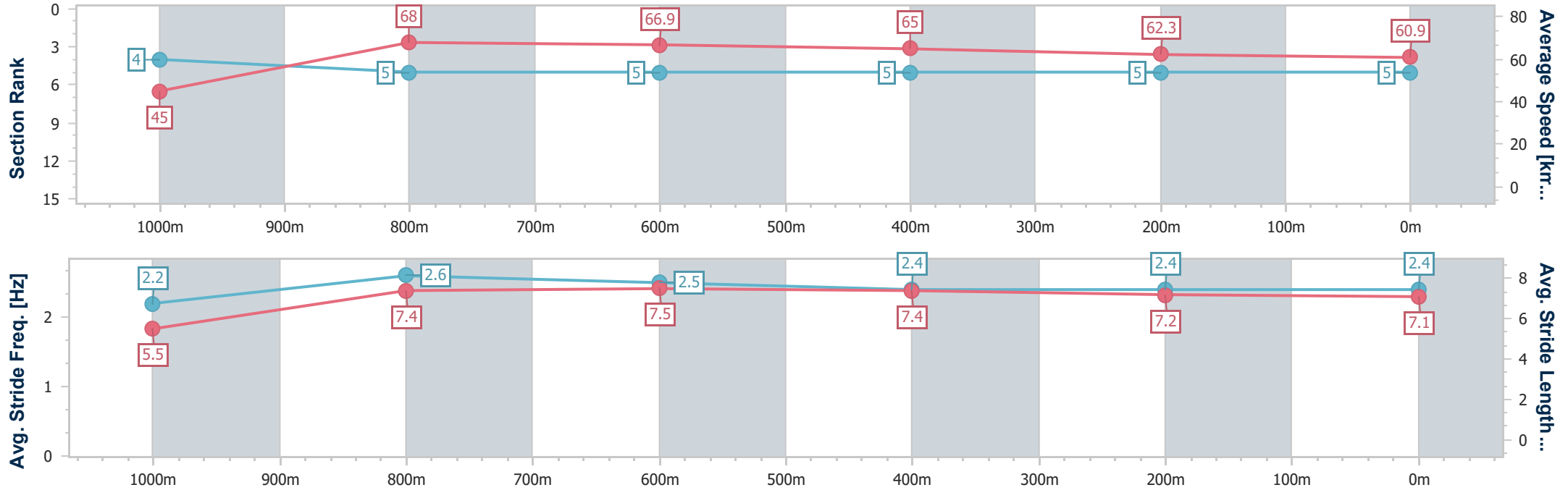
Aquis Park Gold Coast Poly QLD Professional
 Race 5: GIRLS ON TOUR JUNE 29 BENCHMARK 58 Handicap - 1100m



25 May 2024 - 15:36

Track Rating: Synthetic, Weather: Fine, Rail Position: True

Section	Overall	1000m	800m	600m	400m	200m
Section Times	1:04.10 [5] (0:07.97)	0:56.13 [4] (0:10.62)	0:45.51 [5] (0:10.83)	0:34.68 [5] (0:11.20)	0:23.48 [5] (0:11.60)	0:11.88 [5] (0:11.88)
Average Speed [km/h]	45.0	68.0	66.9	65.0	62.3	60.9
Top Speed [km/h]	62.3	70.4	68.5	67.9	63.3	62.4
Avg. Dist. to Rail [m]	0.4	0.3	1.8	2.6	1.8	3.0
Avg. Stride Freq. [Hz]	2.2	2.6	2.5	2.4	2.4	2.4
Avg. Stride Length [m]	5.5	7.4	7.5	7.4	7.2	7.1



- [] Ranking at each section and finish
- .-.- No data available at this section
- NA No data available



Horse/Jockey Name	Miss Shu
Final Rank	6
Fastest Section Time (Section)	0:08.07 (Overall)
Top Speed [km/h] (Section)	69.3 (1000m)
Race State	Finished



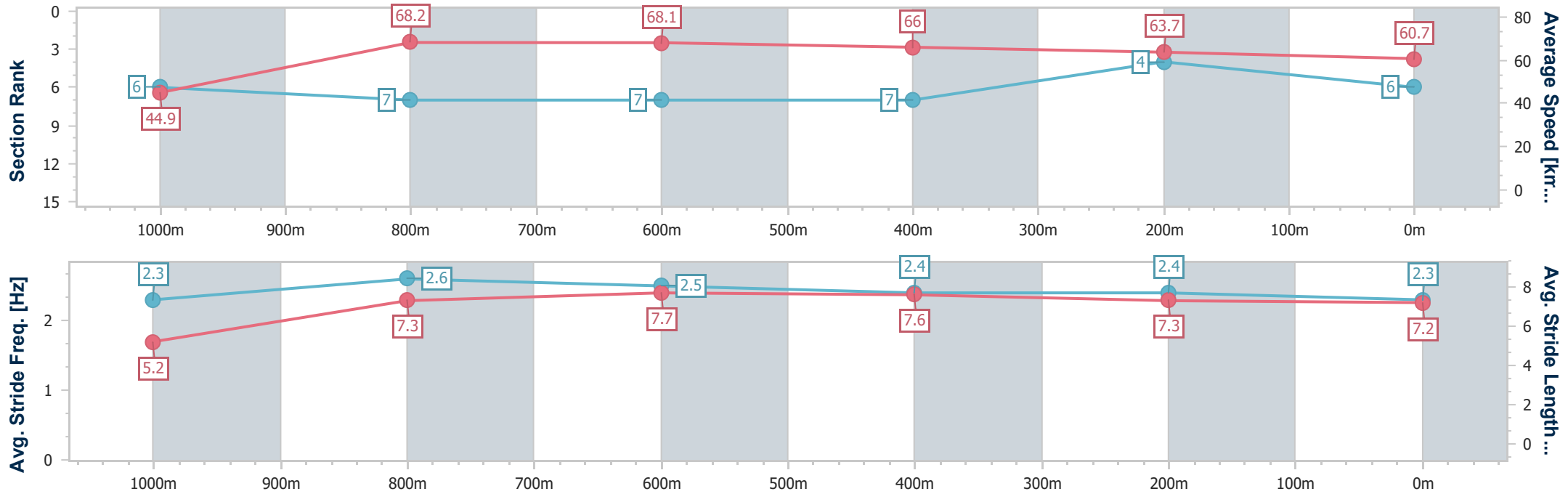
Aquis Park Gold Coast Poly QLD Professional
 Race 5: GIRLS ON TOUR JUNE 29 BENCHMARK 58 Handicap - 1100m



25 May 2024 - 15:36

Track Rating: Synthetic, Weather: Fine, Rail Position: True

Section	Overall	1000m	800m	600m	400m	200m
Section Times	1:04.11 [6] (0:08.07)	0:56.04 [6] (0:10.68)	0:45.36 [7] (0:10.92)	0:34.44 [7] (0:11.09)	0:23.35 [7] (0:11.42)	0:11.93 [4] (0:11.93)
Average Speed [km/h]	44.9	68.2	68.1	66.0	63.7	60.7
Top Speed [km/h]	63.9	69.3	69.2	67.1	65.4	62.1
Avg. Dist. to Rail [m]	2.9	3.8	5.2	4.3	5.3	7.0
Avg. Stride Freq. [Hz]	2.3	2.6	2.5	2.4	2.4	2.3
Avg. Stride Length [m]	5.2	7.3	7.7	7.6	7.3	7.2



- [] Ranking at each section and finish
- .-.- No data available at this section
- NA No data available



Horse/Jockey Name	Deep Mystique
Final Rank	7
Fastest Section Time (Section)	0:08.07 (Overall)
Top Speed [km/h] (Section)	70.3 (1000m)
Race State	Finished



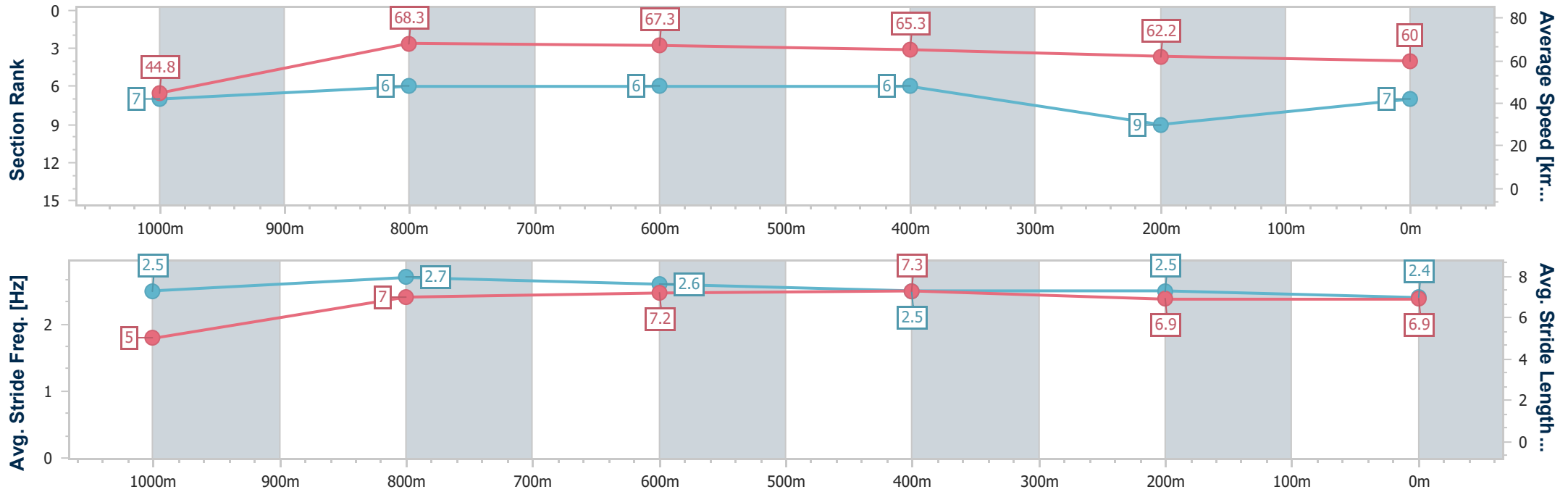
Aquis Park Gold Coast Poly QLD Professional
 Race 5: GIRLS ON TOUR JUNE 29 BENCHMARK 58 Handicap - 1100m



25 May 2024 - 15:36

Track Rating: Synthetic, Weather: Fine, Rail Position: True

Section	Overall	1000m	800m	600m	400m	200m
Section Times	1:04.50 [7] (0:08.07)	0:56.43 [7] (0:10.58)	0:45.85 [6] (0:10.87)	0:34.98 [6] (0:11.21)	0:23.77 [6] (0:11.66)	0:12.11 [9] (0:12.11)
Average Speed [km/h]	44.8	68.3	67.3	65.3	62.2	60.0
Top Speed [km/h]	63.2	70.3	69.2	67.0	63.1	61.7
Avg. Dist. to Rail [m]	1.7	1.6	3.1	3.4	4.0	4.5
Avg. Stride Freq. [Hz]	2.5	2.7	2.6	2.5	2.5	2.4
Avg. Stride Length [m]	5.0	7.0	7.2	7.3	6.9	6.9



- [] Ranking at each section and finish
- .-.- No data available at this section
- NA No data available



Horse/Jockey Name	Shotgun Diva
Final Rank	8
Fastest Section Time (Section)	0:08.27 (Overall)
Top Speed [km/h] (Section)	70.3 (1000m)
Race State	Finished



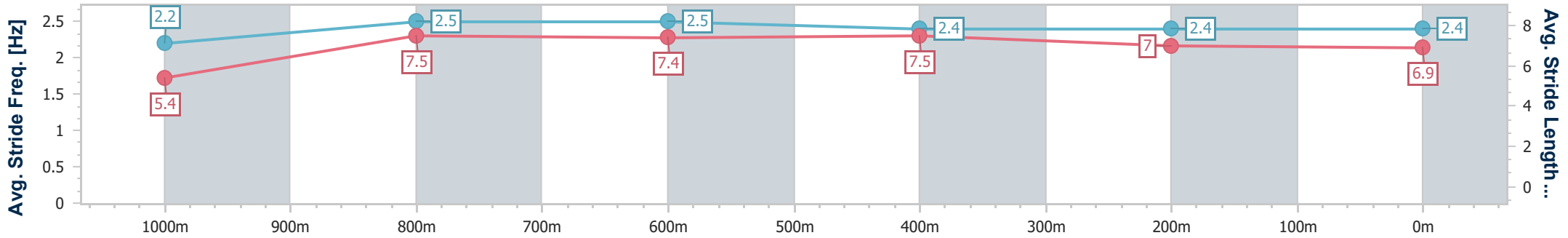
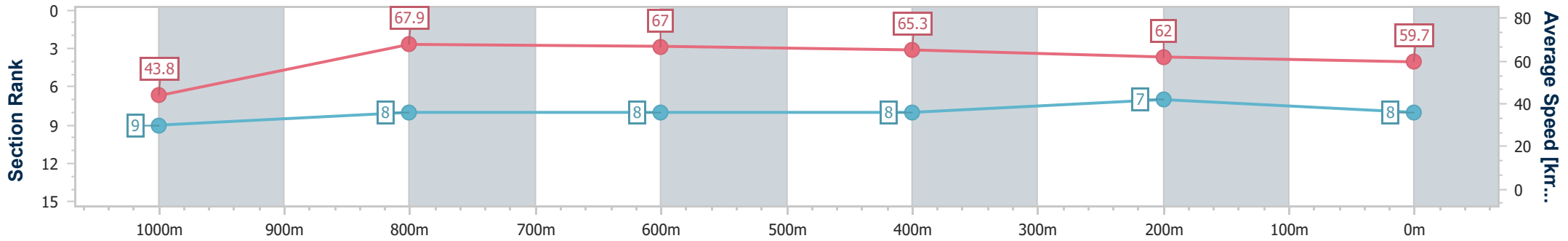
Aquis Park Gold Coast Poly QLD Professional
 Race 5: GIRLS ON TOUR JUNE 29 BENCHMARK 58 Handicap - 1100m



25 May 2024 - 15:36

Track Rating: Synthetic, Weather: Fine, Rail Position: True

Section	Overall	1000m	800m	600m	400m	200m
Section Times	1:04.52 [8] (0:08.27)	0:56.25 [9] (0:10.62)	0:45.63 [8] (0:10.79)	0:34.84 [8] (0:11.08)	0:23.76 [8] (0:11.58)	0:12.18 [7] (0:12.18)
Average Speed [km/h]	43.8	67.9	67.0	65.3	62.0	59.7
Top Speed [km/h]	62.1	70.3	68.1	67.2	62.8	61.1
Avg. Dist. to Rail [m]	5.1	1.3	1.2	0.7	0.4	0.5
Avg. Stride Freq. [Hz]	2.2	2.5	2.5	2.4	2.4	2.4
Avg. Stride Length [m]	5.4	7.5	7.4	7.5	7.0	6.9



- [] Ranking at each section and finish
- .-.- No data available at this section
- NA No data available



Horse/Jockey Name	Hayden's Request
Final Rank	9
Fastest Section Time (Section)	0:08.05 (Overall)
Top Speed [km/h] (Section)	71.0 (1000m)
Race State	Finished



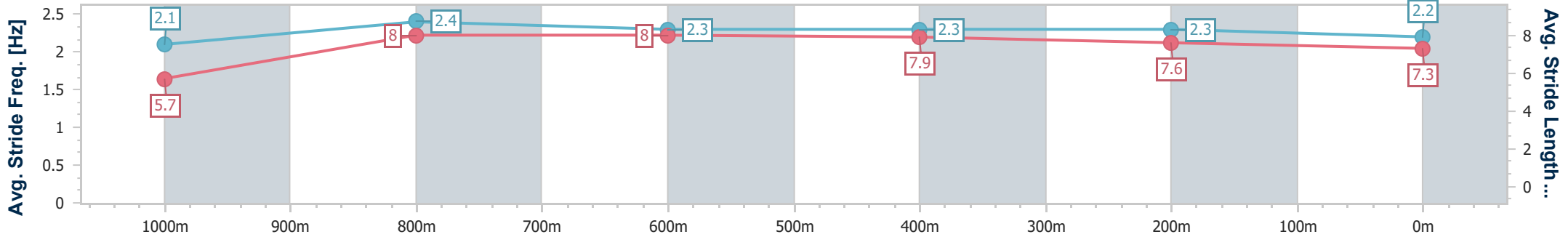
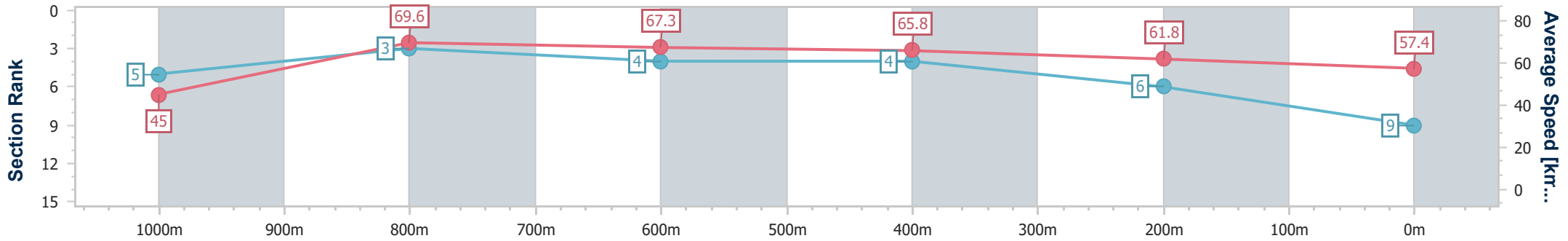
Aquis Park Gold Coast Poly QLD Professional
 Race 5: GIRLS ON TOUR JUNE 29 BENCHMARK 58 Handicap - 1100m



25 May 2024 - 15:36

Track Rating: Synthetic, Weather: Fine, Rail Position: True

Section	Overall	1000m	800m	600m	400m	200m
Section Times	1:04.84 [9] (0:08.05)	0:56.79 [5] (0:10.44)	0:46.35 [3] (0:10.92)	0:35.43 [4] (0:11.15)	0:24.28 [4] (0:11.67)	0:12.61 [6] (0:12.61)
Average Speed [km/h]	45.0	69.6	67.3	65.8	61.8	57.4
Top Speed [km/h]	65.2	71.0	69.5	67.8	63.3	60.3
Avg. Dist. to Rail [m]	3.3	3.3	4.5	3.1	2.4	4.7
Avg. Stride Freq. [Hz]	2.1	2.4	2.3	2.3	2.3	2.2
Avg. Stride Length [m]	5.7	8.0	8.0	7.9	7.6	7.3



- [] Ranking at each section and finish
- .-.- No data available at this section
- NA No data available