



Doomben QLD Professional

Race 2: THE STAR BENCHMARK 85 Handicap - 1110m

25 May 2024 - 11:44



BRISBANE
RACING CLUB

Track Rating: Soft 6, Weather: Overcast, Rail Position: +2m Entire

Section		Field Times										Last 600m	
		Overall	1000m	800m	600m	400m	200m						0:35.05
		1:04.83 (0:08.20)	0:56.63 (0:10.28)	0:46.35 (0:11.30)	0:35.05 (0:11.61)	0:23.44 (0:11.41)	0:12.03 (0:12.03)						
Rank	TAB Horse/Jockey	Barrier	Top Speed [km/h]	Fastest Section								Margin	Distance Travelled [m]
1	19 MY SNOW QUEEN Zac Lloyd	2	67.6 1000m	0:08.40 Overall	1:04.83 [1] (0:08.40)	0:56.43 [4] (0:10.76)	0:45.67 [4] (0:11.09)	0:34.58 [4] (0:11.45)	0:23.13 [4] (0:11.18)	0:11.95 [2] (0:11.95)	1:04.83	0:34.58	
2	12 NASHIRA Damian Lane	3	67.1 1000m	0:08.55 Overall	1:04.93 [2] (0:08.55)	0:56.38 [5] (0:10.85)	0:45.53 [6] (0:10.99)	0:34.54 [6] (0:11.36)	0:23.18 [5] (0:11.19)	0:11.99 [4] (0:11.99)	0.61L	0:34.54	-3
3	8 VODKA MARTINI Cejay Graham	6	69.7 1000m	0:08.26 Overall	1:05.06 [3] (0:08.26)	0:56.80 [3] (0:10.44)	0:46.36 [2] (0:11.14)	0:35.22 [2] (0:11.55)	0:23.67 [1] (0:11.41)	0:12.26 [1] (0:12.26)	1.35L	0:35.22	+1
4	5 SWISS EXILE Jamie Mott	4	67.9 1000m	0:08.61 Overall	1:05.20 [4] (0:08.61)	0:56.59 [6] (0:10.70)	0:45.89 [5] (0:11.03)	0:34.86 [5] (0:11.45)	0:23.41 [6] (0:11.14)	0:12.27 [3] (0:12.27)	2.16L	0:34.86	+1
5	15 HAKKAI MARU Robbie Dolan	13	68.4 1000m	0:09.12 Overall	1:05.28 [5] (0:09.12)	0:56.16 [12] (0:10.80)	0:45.36 [11] (0:11.04)	0:34.32 [11] (0:11.23)	0:23.09 [11] (0:11.26)	0:11.83 [9] (0:11.83)	2.64L	0:34.32	+6
6	7 TSUNAMI SAM Ryan Maloney	8	67.4 800m	0:08.74 Overall	1:05.32 [6] (0:08.74)	0:56.58 [8] (0:10.93)	0:45.65 [9] (0:10.94)	0:34.71 [7] (0:11.33)	0:23.38 [7] (0:11.32)	0:12.06 [7] (0:12.06)	2.89L	0:34.71	+2
7	17 MUSCHIALLI Tommy Berry	12	67.8 800m	0:08.86 Overall	1:05.38 [7] (0:08.86)	0:56.52 [10] (0:11.03)	0:45.49 [10] (0:10.91)	0:34.58 [10] (0:11.34)	0:23.24 [10] (0:11.32)	0:11.92 [11] (0:11.92)	3.23L	0:34.58	+4
8	11 LOST IN TRANSIT Tyler Schiller	5	67.3 1000m	0:08.80 Overall	1:05.57 [8] (0:08.80)	0:56.77 [9] (0:10.83)	0:45.94 [7] (0:11.09)	0:34.85 [9] (0:11.36)	0:23.49 [9] (0:11.37)	0:12.12 [10] (0:12.12)	4.38L	0:34.85	+3
9	16 LIQUOR Angela Jones	1	69.5 1000m	0:08.21 Overall	1:05.67 [9] (0:08.21)	0:57.46 [2] (0:10.53)	0:46.93 [3] (0:11.32)	0:35.61 [3] (0:11.56)	0:24.05 [3] (0:11.49)	0:12.56 [6] (0:12.56)	4.92L	0:35.61	-1
10	9 IMMORAL James Orman	16	67.3 800m	0:08.99 Overall	1:05.70 [10] (0:08.99)	0:56.71 [11] (0:11.00)	0:45.71 [12] (0:11.07)	0:34.64 [12] (0:11.27)	0:23.37 [12] (0:11.27)	0:12.10 [12] (0:12.10)	5.12L	0:34.64	+8

Scratched: Contemporary (#1), Kote (#3), Helluva Barty (#13), Hidden Wealth (#14), Golden Boom (#6), Pioneer River (#18), Hold On Honey (#2)

[] Ranking at each section and finish
-:--:- No data available at this section
NA No data available

SCN Saddle cloth number
DNF Did not finish
DNT Did not track



Doomben QLD Professional

Race 2: THE STAR BENCHMARK 85 Handicap - 1110m

25 May 2024 - 11:44



BRISBANE
RACING CLUB

Track Rating: Soft 6, Weather: Overcast, Rail Position: +2m Entire

Section		Overall	1000m	800m	600m	400m	200m	Last 600m					
Field Times		1:04.83 (0:08.20)	0:56.63 (0:10.28)	0:46.35 (0:11.30)	0:35.05 (0:11.61)	0:23.44 (0:11.41)	0:12.03 (0:12.03)	0:35.05					
Rank	TAB Horse/Jockey	Barrier	Top Speed [km/h]	Fastest Section	Margin							Distance Travelled [m]	
11	4 OSAMU Tahlia Fenlon	14	72.2 1000m	0:08.20 Overall	1:05.74 [11] (0:08.20)	0:57.54 [1] (0:10.28)	0:47.26 [1] (0:11.30)	0:35.96 [1] (0:11.62)	0:24.34 [2] (0:11.63)	0:12.71 [5] (0:12.71)	5.34L	0:35.96	-1
12	10 KINGSTON'S HERE Michael Rodd	10	68.1 800m	0:08.70 Overall	1:05.88 [12] (0:08.70)	0:57.18 [7] (0:10.93)	0:46.25 [8] (0:11.02)	0:35.23 [8] (0:11.35)	0:23.88 [8] (0:11.40)	0:12.48 [8] (0:12.48)	6.17L	0:35.23	+7

Scratched: Contemporary (#1), Kote (#3), Helluva Barty (#13), Hidden Wealth (#14), Golden Boom (#6), Pioneer River (#18), Hold On Honey (#2)

[] Ranking at each section and finish
 -:-:- No data available at this section
 NA No data available

SCN Saddle cloth number
 DNF Did not finish
 DNT Did not track



Horse/Jockey Name	My Snow Queen
Final Rank	1
Fastest Section Time (Section)	0:08.40 (Overall)
Top Speed [km/h] (Section)	67.6 (1000m)
Race State	Finished



Doomben QLD Professional

Race 2: THE STAR BENCHMARK 85 Handicap - 1110m

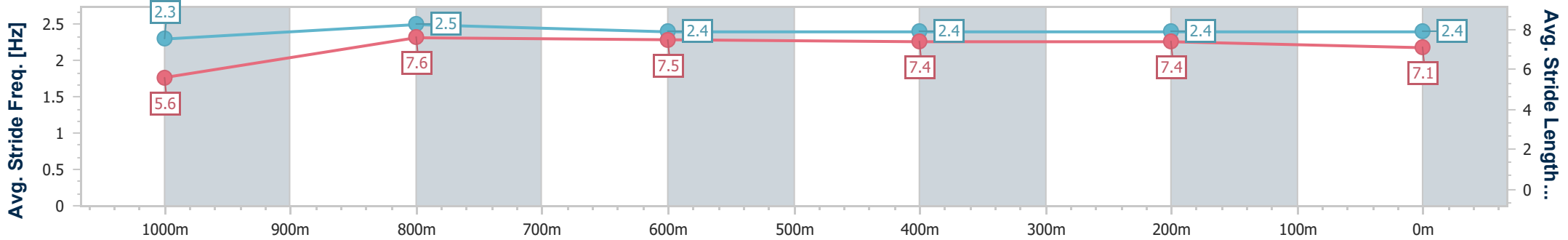
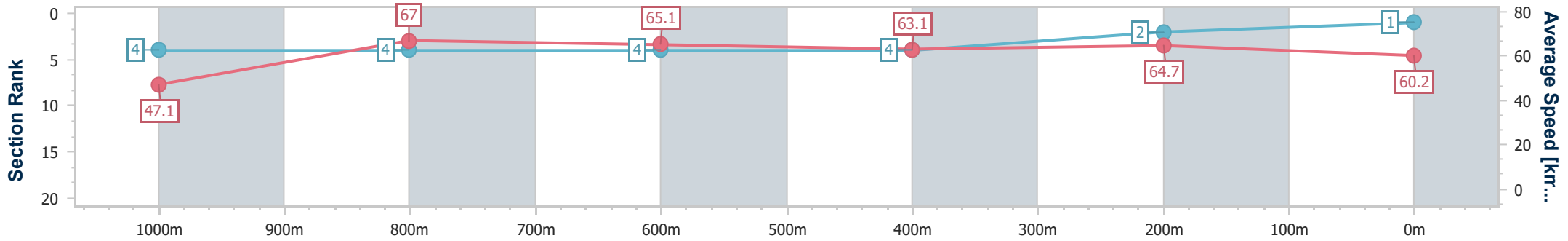
25 May 2024 - 11:44

Track Rating: Soft 6, Weather: Overcast, Rail Position: +2m Entire



BRISBANE RACING CLUB

Section	Overall	1000m	800m	600m	400m	200m
Section Times	1:04.83 [1] (0:08.40)	0:56.43 [4] (0:10.76)	0:45.67 [4] (0:11.09)	0:34.58 [4] (0:11.45)	0:23.13 [4] (0:11.18)	0:11.95 [2] (0:11.95)
Average Speed [km/h]	47.1	67.0	65.1	63.1	64.7	60.2
Top Speed [km/h]	65.8	67.6	66.4	66.2	66.4	63.7
Avg. Dist. to Rail [m]	2.7	1.3	0.4	0.8	2.9	4.0
Avg. Stride Freq. [Hz]	2.3	2.5	2.4	2.4	2.4	2.4
Avg. Stride Length [m]	5.6	7.6	7.5	7.4	7.4	7.1



- [] Ranking at each section and finish
- .-.-.- No data available at this section
- NA No data available



Horse/Jockey Name	Nashira
Final Rank	2
Fastest Section Time (Section)	0:08.55 (Overall)
Top Speed [km/h] (Section)	67.1 (1000m)
Race State	Finished



Doomben QLD Professional

Race 2: THE STAR BENCHMARK 85 Handicap - 1110m

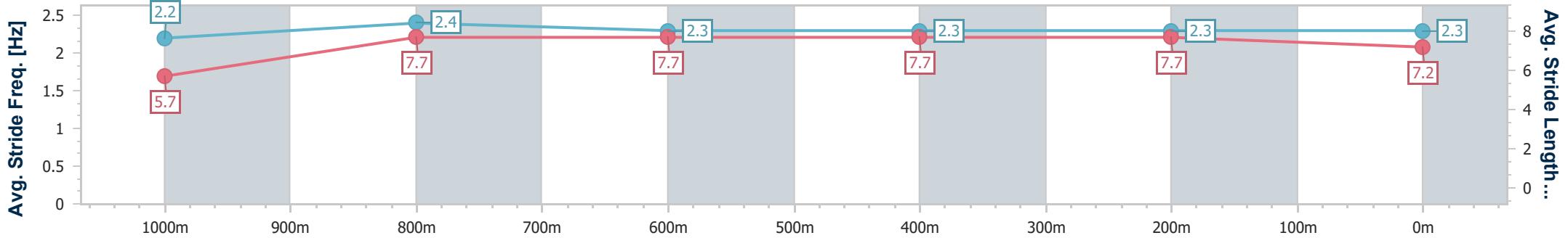
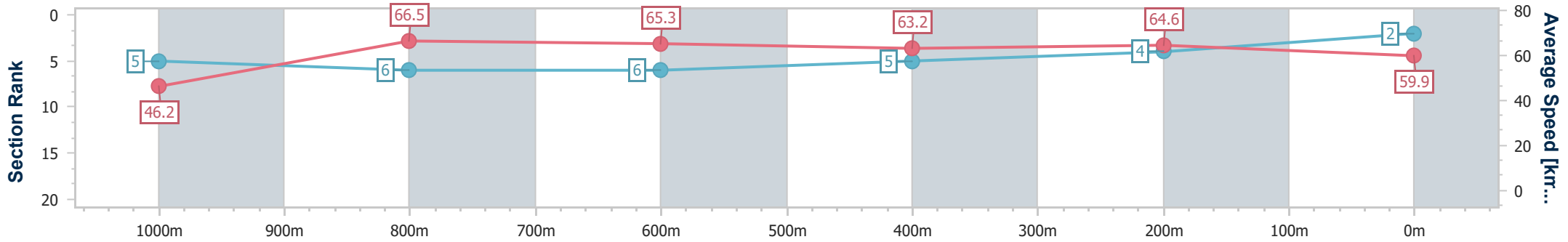
25 May 2024 - 11:44

Track Rating: Soft 6, Weather: Overcast, Rail Position: +2m Entire



BRISBANE RACING CLUB

Section	Overall	1000m	800m	600m	400m	200m
Section Times	1:04.93 [2] (0:08.55)	0:56.38 [5] (0:10.85)	0:45.53 [6] (0:10.99)	0:34.54 [6] (0:11.36)	0:23.18 [5] (0:11.19)	0:11.99 [4]
Average Speed [km/h]	46.2	66.5	65.3	63.2	64.6	59.9
Top Speed [km/h]	64.4	67.1	66.6	65.1	65.9	63.6
Avg. Dist. to Rail [m]	3.7	1.1	0.4	0.4	1.2	1.4
Avg. Stride Freq. [Hz]	2.2	2.4	2.3	2.3	2.3	2.3
Avg. Stride Length [m]	5.7	7.7	7.7	7.7	7.7	7.2



- [] Ranking at each section and finish
- .-.- No data available at this section
- NA No data available



Horse/Jockey Name	Vodka Martini
Final Rank	3
Fastest Section Time (Section)	0:08.26 (Overall)
Top Speed [km/h] (Section)	69.7 (1000m)
Race State	Finished



Doomben QLD Professional

Race 2: THE STAR BENCHMARK 85 Handicap - 1110m

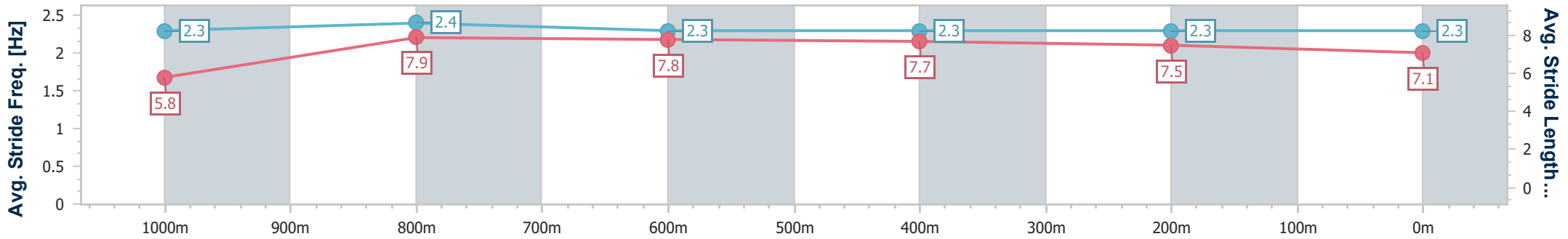
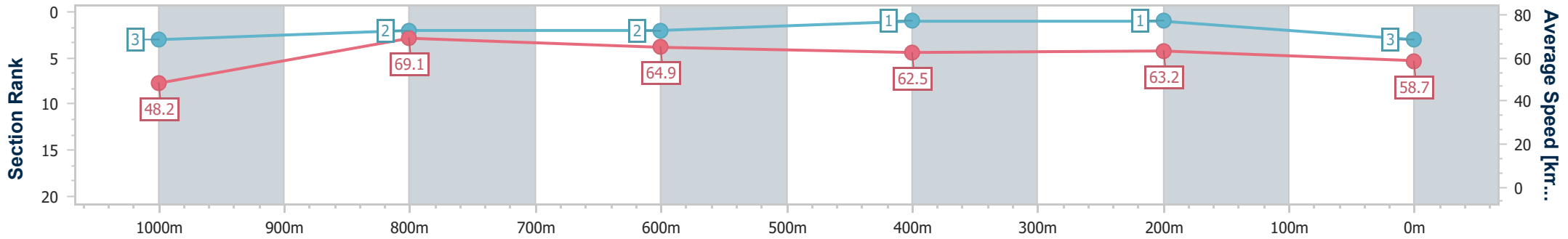
25 May 2024 - 11:44

Track Rating: Soft 6, Weather: Overcast, Rail Position: +2m Entire



BRISBANE RACING CLUB

Section	Overall	1000m	800m	600m	400m	200m
Section Times	1:05.06 [3] (0:08.26)	0:56.80 [3] (0:10.44)	0:46.36 [2] (0:11.14)	0:35.22 [2] (0:11.55)	0:23.67 [1] (0:11.41)	0:12.26 [1] (0:12.26)
Average Speed [km/h]	48.2	69.1	64.9	62.5	63.2	58.7
Top Speed [km/h]	68.1	69.7	67.9	63.9	65.1	63.3
Avg. Dist. to Rail [m]	6.6	1.3	0.9	0.6	2.4	3.5
Avg. Stride Freq. [Hz]	2.3	2.4	2.3	2.3	2.3	2.3
Avg. Stride Length [m]	5.8	7.9	7.8	7.7	7.5	7.1



- [] Ranking at each section and finish
- .-.- No data available at this section
- NA No data available



Horse/Jockey Name	Swiss Exile
Final Rank	4
Fastest Section Time (Section)	0:08.61 (Overall)
Top Speed [km/h] (Section)	67.9 (1000m)
Race State	Finished



Doomben QLD Professional

Race 2: THE STAR BENCHMARK 85 Handicap - 1110m

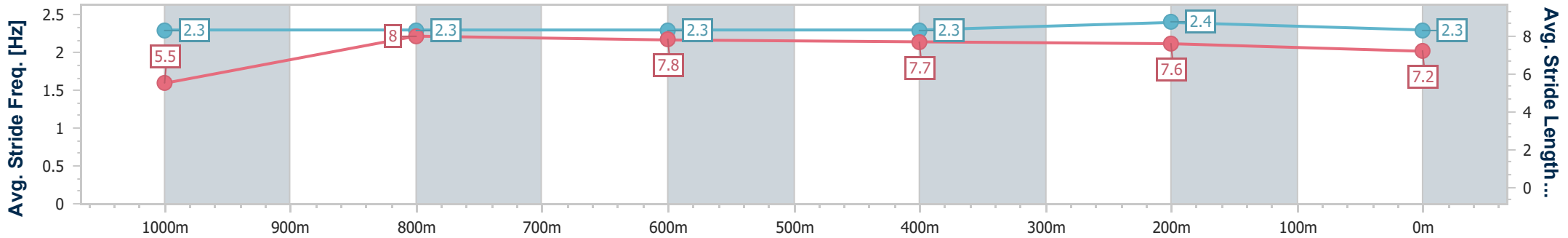
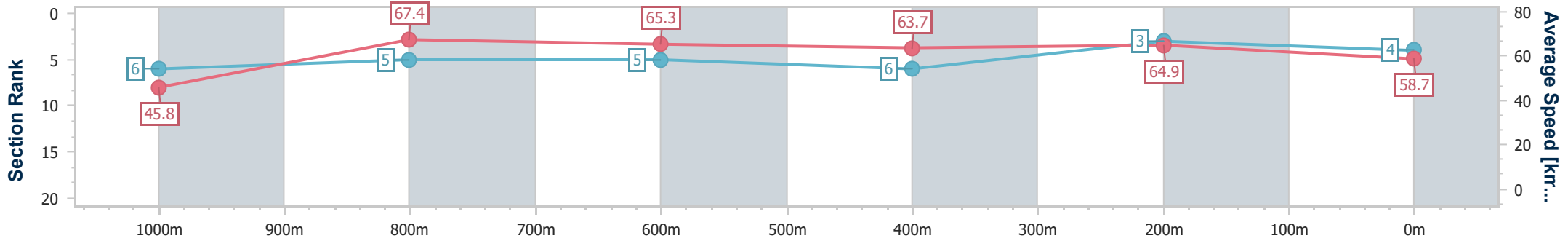
25 May 2024 - 11:44

Track Rating: Soft 6, Weather: Overcast, Rail Position: +2m Entire



BRISBANE RACING CLUB

Section	Overall	1000m	800m	600m	400m	200m
Section Times	1:05.20 [4] (0:08.61)	0:56.59 [6] (0:10.70)	0:45.89 [5] (0:11.03)	0:34.86 [5] (0:11.45)	0:23.41 [6] (0:11.14)	0:12.27 [3]
Average Speed [km/h]	45.8	67.4	65.3	63.7	64.9	58.7
Top Speed [km/h]	66.9	67.9	67.0	64.5	66.3	63.7
Avg. Dist. to Rail [m]	4.2	0.5	0.7	1.7	5.0	5.7
Avg. Stride Freq. [Hz]	2.3	2.3	2.3	2.3	2.4	2.3
Avg. Stride Length [m]	5.5	8.0	7.8	7.7	7.6	7.2



- [] Ranking at each section and finish
- .-.- No data available at this section
- NA No data available



Horse/Jockey Name	Hakkai Maru
Final Rank	5
Fastest Section Time (Section)	0:09.12 (Overall)
Top Speed [km/h] (Section)	68.4 (1000m)
Race State	Finished



Doomben QLD Professional

Race 2: THE STAR BENCHMARK 85 Handicap - 1110m

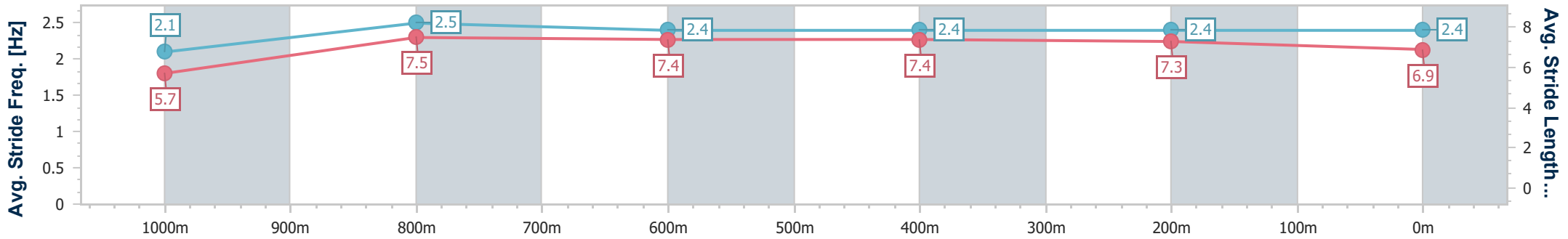
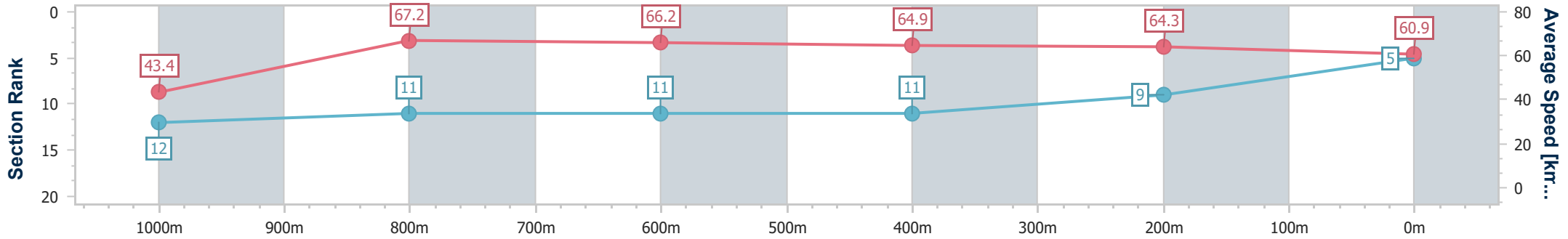
25 May 2024 - 11:44

Track Rating: Soft 6, Weather: Overcast, Rail Position: +2m Entire



BRISBANE RACING CLUB

Section	Overall	1000m	800m	600m	400m	200m
Section Times	1:05.28 [5] (0:09.12)	0:56.16 [12] (0:10.80)	0:45.36 [11] (0:11.04)	0:34.32 [11] (0:11.23)	0:23.09 [11] (0:11.26)	0:11.83 [9] (0:11.83)
Average Speed [km/h]	43.4	67.2	66.2	64.9	64.3	60.9
Top Speed [km/h]	63.0	68.4	67.5	67.5	65.7	63.9
Avg. Dist. to Rail [m]	9.4	2.8	2.9	1.7	4.2	5.6
Avg. Stride Freq. [Hz]	2.1	2.5	2.4	2.4	2.4	2.4
Avg. Stride Length [m]	5.7	7.5	7.4	7.4	7.3	6.9



- [] Ranking at each section and finish
- .-.- No data available at this section
- NA No data available



Horse/Jockey Name	Tsunami Sam
Final Rank	6
Fastest Section Time (Section)	0:08.74 (Overall)
Top Speed [km/h] (Section)	67.4 (800m)
Race State	Finished



Doomben QLD Professional

Race 2: THE STAR BENCHMARK 85 Handicap - 1110m

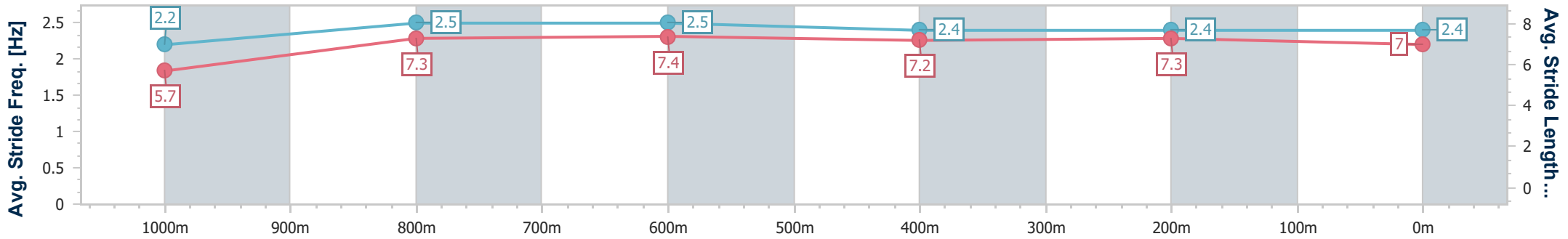
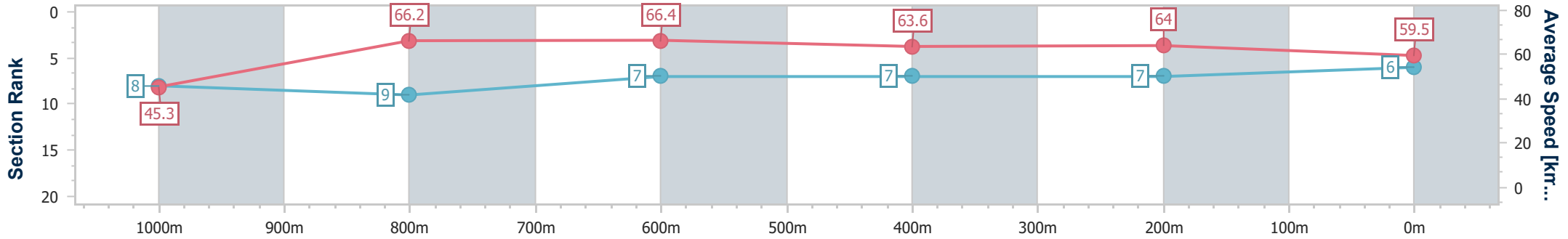
25 May 2024 - 11:44

Track Rating: Soft 6, Weather: Overcast, Rail Position: +2m Entire



BRISBANE RACING CLUB

Section	Overall	1000m	800m	600m	400m	200m
Section Times	1:05.32 [6] (0:08.74)	0:56.58 [8] (0:10.93)	0:45.65 [9] (0:10.94)	0:34.71 [7] (0:11.33)	0:23.38 [7] (0:11.32)	0:12.06 [7] (0:12.06)
Average Speed [km/h]	45.3	66.2	66.4	63.6	64.0	59.5
Top Speed [km/h]	64.4	67.3	67.4	64.9	64.5	63.1
Avg. Dist. to Rail [m]	6.6	1.9	0.9	0.8	3.6	4.2
Avg. Stride Freq. [Hz]	2.2	2.5	2.5	2.4	2.4	2.4
Avg. Stride Length [m]	5.7	7.3	7.4	7.2	7.3	7.0



- [] Ranking at each section and finish
- .-.- No data available at this section
- NA No data available



Horse/Jockey Name	Muschialli
Final Rank	7
Fastest Section Time (Section)	0:08.86 (Overall)
Top Speed [km/h] (Section)	67.8 (800m)
Race State	Finished



Doomben QLD Professional

Race 2: THE STAR BENCHMARK 85 Handicap - 1110m

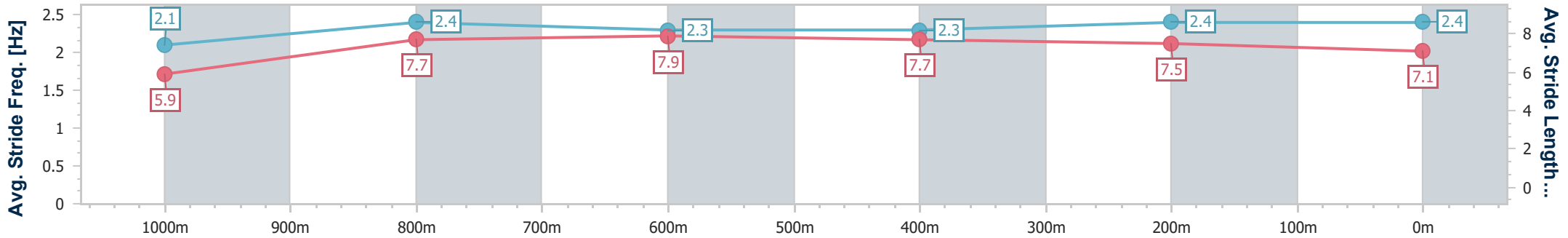
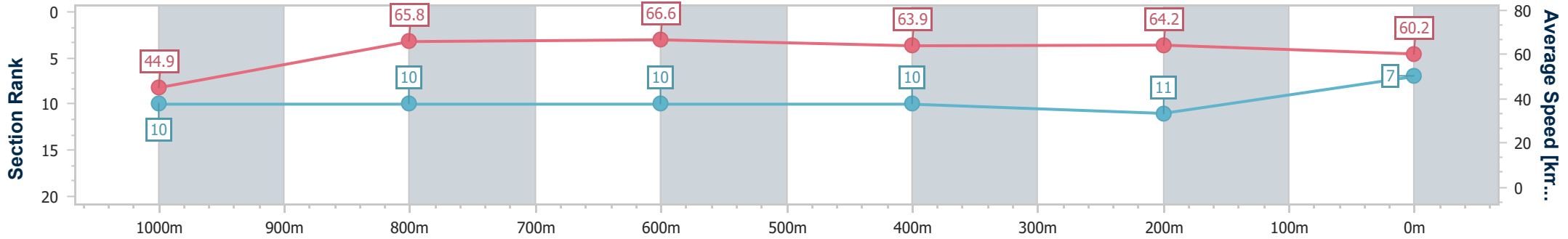
25 May 2024 - 11:44

Track Rating: Soft 6, Weather: Overcast, Rail Position: +2m Entire



BRISBANE RACING CLUB

Section	Overall	1000m	800m	600m	400m	200m
Section Times	1:05.38 [7] (0:08.86)	0:56.52 [10] (0:11.03)	0:45.49 [10] (0:10.91)	0:34.58 [10] (0:11.34)	0:23.24 [10] (0:11.32)	0:11.92 [11] (0:11.92)
Average Speed [km/h]	44.9	65.8	66.6	63.9	64.2	60.2
Top Speed [km/h]	62.4	67.4	67.8	65.0	65.9	64.0
Avg. Dist. to Rail [m]	8.9	3.8	1.7	1.2	5.2	7.6
Avg. Stride Freq. [Hz]	2.1	2.4	2.3	2.3	2.4	2.4
Avg. Stride Length [m]	5.9	7.7	7.9	7.7	7.5	7.1



- [] Ranking at each section and finish
- .-.- No data available at this section
- NA No data available



Horse/Jockey Name	Lost In Transit
Final Rank	8
Fastest Section Time (Section)	0:08.80 (Overall)
Top Speed [km/h] (Section)	67.3 (1000m)
Race State	Finished



Doomben QLD Professional

Race 2: THE STAR BENCHMARK 85 Handicap - 1110m

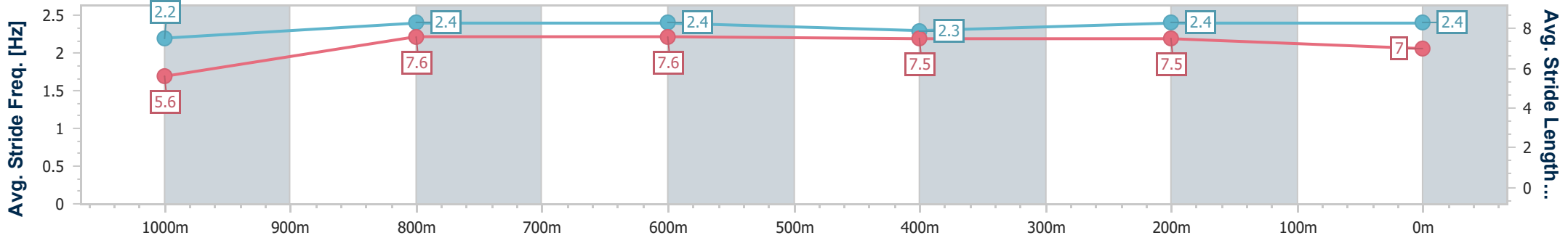
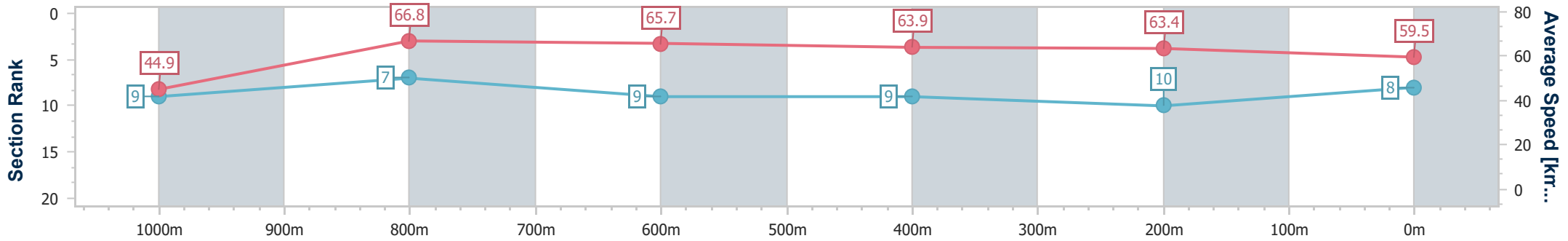
25 May 2024 - 11:44

Track Rating: Soft 6, Weather: Overcast, Rail Position: +2m Entire



BRISBANE RACING CLUB

Section	Overall	1000m	800m	600m	400m	200m
Section Times	1:05.57 [8] (0:08.80)	0:56.77 [9] (0:10.83)	0:45.94 [7] (0:11.09)	0:34.85 [9] (0:11.36)	0:23.49 [9] (0:11.37)	0:12.12 [10] (0:12.12)
Average Speed [km/h]	44.9	66.8	65.7	63.9	63.4	59.5
Top Speed [km/h]	65.4	67.3	66.6	64.9	64.7	63.2
Avg. Dist. to Rail [m]	5.1	0.7	2.1	1.5	2.4	2.8
Avg. Stride Freq. [Hz]	2.2	2.4	2.4	2.3	2.4	2.4
Avg. Stride Length [m]	5.6	7.6	7.6	7.5	7.5	7.0



- [] Ranking at each section and finish
- .-.- No data available at this section
- NA No data available



Horse/Jockey Name	Liquor
Final Rank	9
Fastest Section Time (Section)	0:08.21 (Overall)
Top Speed [km/h] (Section)	69.5 (1000m)
Race State	Finished



Doomben QLD Professional

Race 2: THE STAR BENCHMARK 85 Handicap - 1110m

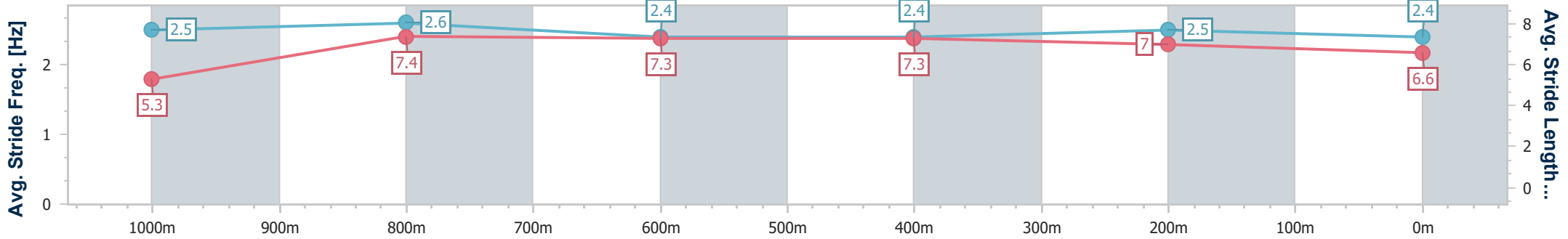
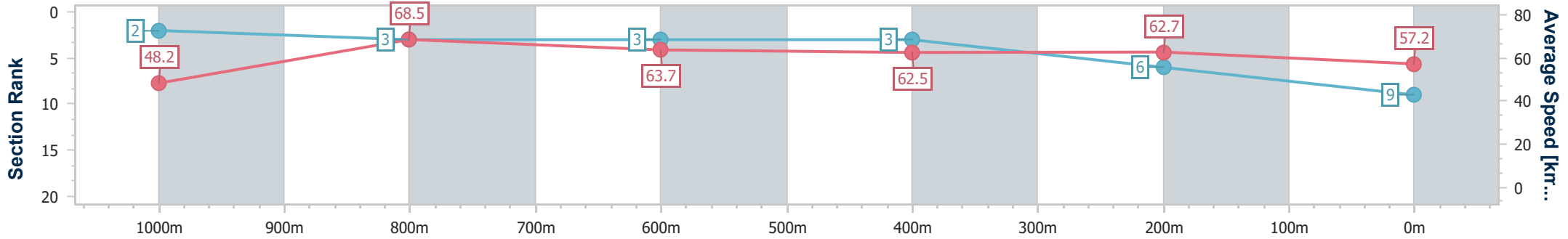
25 May 2024 - 11:44

Track Rating: Soft 6, Weather: Overcast, Rail Position: +2m Entire



BRISBANE RACING CLUB

Section	Overall	1000m	800m	600m	400m	200m
Section Times	1:05.67 [9] (0:08.21)	0:57.46 [2] (0:10.53)	0:46.93 [3] (0:11.32)	0:35.61 [3] (0:11.56)	0:24.05 [3] (0:11.49)	0:12.56 [6] (0:12.56)
Average Speed [km/h]	48.2	68.5	63.7	62.5	62.7	57.2
Top Speed [km/h]	66.9	69.5	66.8	64.2	63.9	62.1
Avg. Dist. to Rail [m]	1.0	0.5	0.8	0.4	0.3	1.5
Avg. Stride Freq. [Hz]	2.5	2.6	2.4	2.4	2.5	2.4
Avg. Stride Length [m]	5.3	7.4	7.3	7.3	7.0	6.6



- [] Ranking at each section and finish
- .-.- No data available at this section
- NA No data available



Horse/Jockey Name	Immoral
Final Rank	10
Fastest Section Time (Section)	0:08.99 (Overall)
Top Speed [km/h] (Section)	67.3 (800m)
Race State	Finished



Doomben QLD Professional

Race 2: THE STAR BENCHMARK 85 Handicap - 1110m

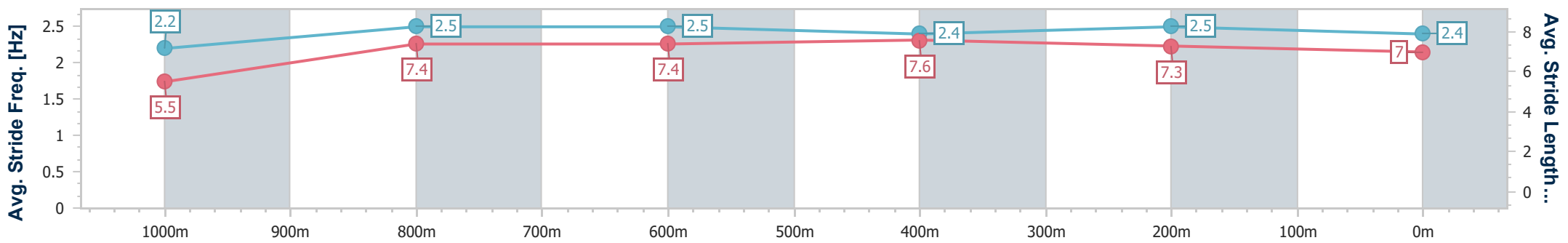
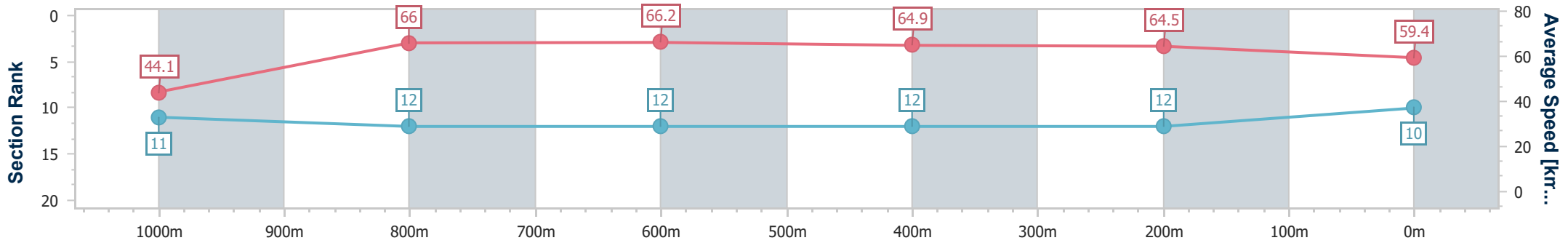
25 May 2024 - 11:44

Track Rating: Soft 6, Weather: Overcast, Rail Position: +2m Entire



BRISBANE RACING CLUB

Section	Overall	1000m	800m	600m	400m	200m
Section Times	1:05.70 [10] (0:08.99)	0:56.71 [11] (0:11.00)	0:45.71 [12] (0:11.07)	0:34.64 [12] (0:11.27)	0:23.37 [12] (0:11.27)	0:12.10 [12] (0:12.10)
Average Speed [km/h]	44.1	66.0	66.2	64.9	64.5	59.4
Top Speed [km/h]	62.7	66.6	67.3	67.2	66.2	63.6
Avg. Dist. to Rail [m]	9.8	3.3	3.2	3.0	7.7	8.1
Avg. Stride Freq. [Hz]	2.2	2.5	2.5	2.4	2.5	2.4
Avg. Stride Length [m]	5.5	7.4	7.4	7.6	7.3	7.0



- [] Ranking at each section and finish
- .-.-.- No data available at this section
- NA No data available



Horse/Jockey Name	Osamu
Final Rank	11
Fastest Section Time (Section)	0:08.20 (Overall)
Top Speed [km/h] (Section)	72.2 (1000m)
Race State	Finished



Doomben QLD Professional

Race 2: THE STAR BENCHMARK 85 Handicap - 1110m

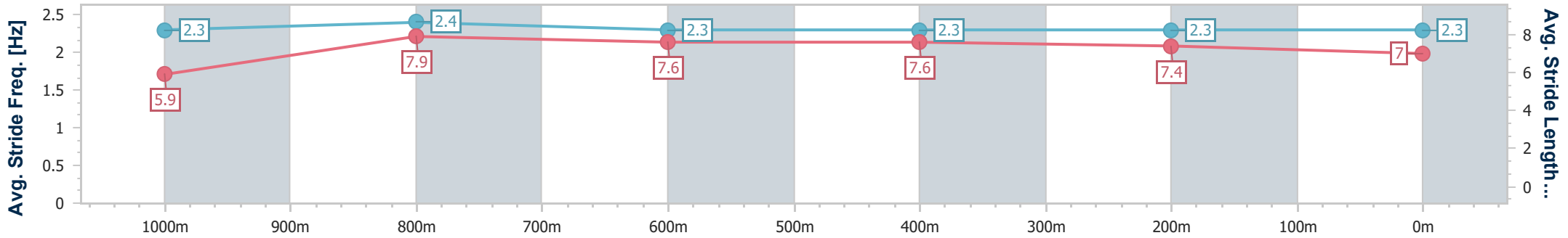
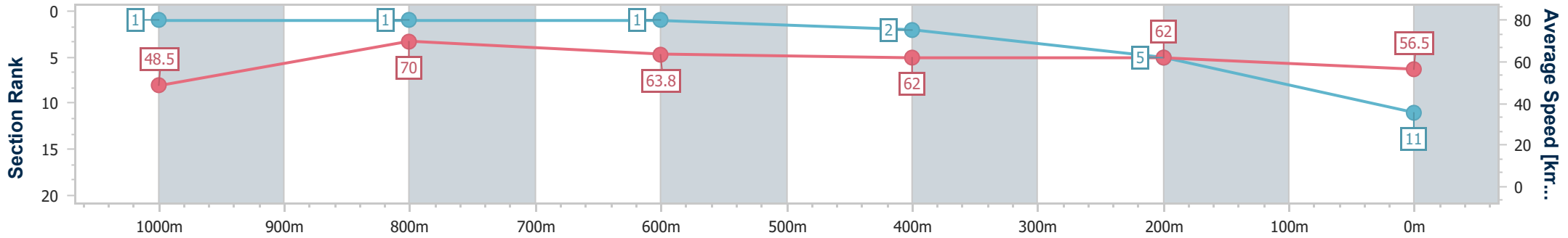
25 May 2024 - 11:44

Track Rating: Soft 6, Weather: Overcast, Rail Position: +2m Entire



BRISBANE RACING CLUB

Section	Overall	1000m	800m	600m	400m	200m
Section Times	1:05.74 [11] (0:08.20)	0:57.54 [1] (0:10.28)	0:47.26 [1] (0:11.30)	0:35.96 [1] (0:11.62)	0:24.34 [2] (0:11.63)	0:12.71 [5] (0:12.71)
Average Speed [km/h]	48.5	70.0	63.8	62.0	62.0	56.5
Top Speed [km/h]	68.7	72.2	64.9	64.2	63.7	60.4
Avg. Dist. to Rail [m]	9.6	1.9	0.6	0.2	0.3	1.1
Avg. Stride Freq. [Hz]	2.3	2.4	2.3	2.3	2.3	2.3
Avg. Stride Length [m]	5.9	7.9	7.6	7.6	7.4	7.0



- [] Ranking at each section and finish
- .-.- No data available at this section
- NA No data available



Horse/Jockey Name	Kingston's Here
Final Rank	12
Fastest Section Time (Section)	0:08.70 (Overall)
Top Speed [km/h] (Section)	68.1 (800m)
Race State	Finished



Doomben QLD Professional

Race 2: THE STAR BENCHMARK 85 Handicap - 1110m

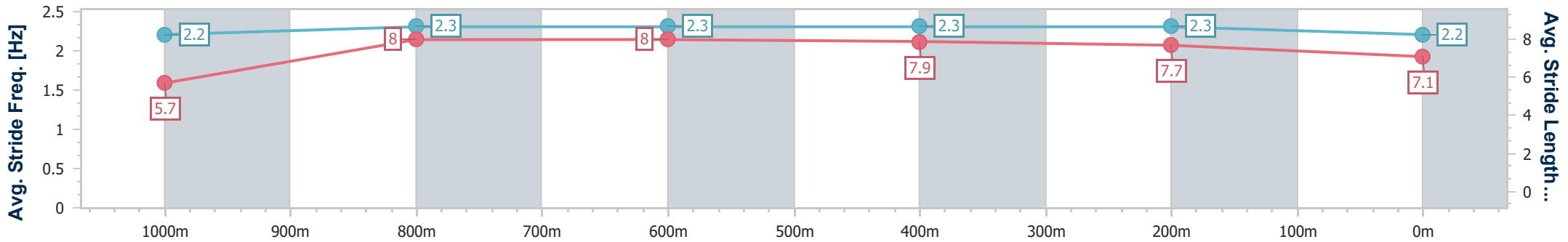
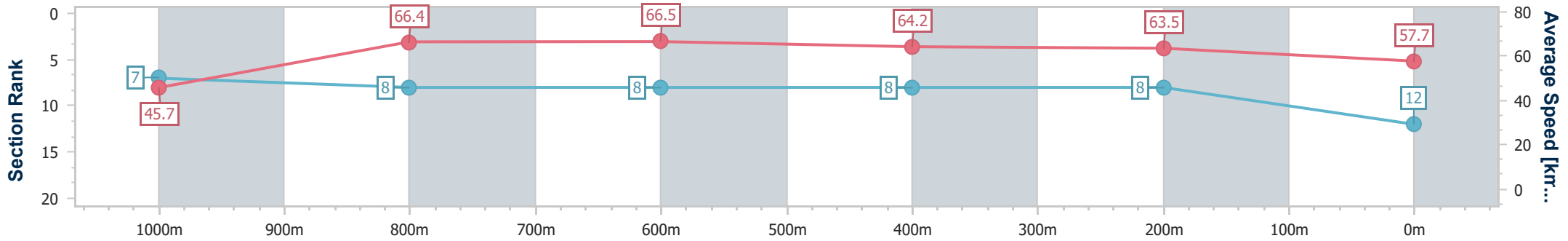
25 May 2024 - 11:44

Track Rating: Soft 6, Weather: Overcast, Rail Position: +2m Entire



BRISBANE RACING CLUB

Section	Overall	1000m	800m	600m	400m	200m
Section Times	1:05.88 [12] (0:08.70)	0:57.18 [7] (0:10.93)	0:46.25 [8] (0:11.02)	0:35.23 [8] (0:11.35)	0:23.88 [8] (0:11.40)	0:12.48 [8] (0:12.48)
Average Speed [km/h]	45.7	66.4	66.5	64.2	63.5	57.7
Top Speed [km/h]	63.3	67.6	68.1	65.6	64.9	61.3
Avg. Dist. to Rail [m]	7.5	3.3	3.2	1.8	4.8	6.5
Avg. Stride Freq. [Hz]	2.2	2.3	2.3	2.3	2.3	2.2
Avg. Stride Length [m]	5.7	8.0	8.0	7.9	7.7	7.1



- [] Ranking at each section and finish
- .-.- No data available at this section
- NA No data available