



# Toowoomba QLD Professional

## Race 3: HIGHFIELDS BUILDER BENCHMARK 70 Handicap - 1100m

25 May 2024 - 18:00



Track Rating: Good 4, Weather: Overcast, Rail Position: +3m Entire

Section													Last 600m	
Field Times		Overall	1000m	800m	600m	400m	200m						0:35.58	
		1:07.02 (0:08.46)	0:58.56 (0:11.40)	0:47.16 (0:11.58)	0:35.58 (0:11.53)	0:24.05 (0:11.94)	0:12.11 (0:12.11)							
Rank	TAB	Horse/Jockey	Barrier	Top Speed [km/h]	Fastest Section							Margin	Distance Travelled [m]	
1	7	MAYA BAY Alisha Donald	11	65.8 1000m	0:08.93 Overall	1:07.02 [1] (0:08.93)	0:58.09 [4] (0:11.42)	0:46.67 [5] (0:11.42)	0:35.25 [5] (0:11.59)	0:23.66 [4] (0:11.60)	0:12.06 [2] (0:12.06)	1:07.02	0:35.25	
2	11	UPSTART LEGEND Olivia Webb	1	64.3 1000m	0:08.46 Overall	1:07.09 [2] (0:08.46)	0:58.63 [1] (0:11.40)	0:47.23 [1] (0:11.61)	0:35.62 [2] (0:11.65)	0:23.97 [2] (0:11.79)	0:12.18 [1] (0:12.18)	0.3L	0:35.62	-6
3	2	EXPECTANT Georgina Cartwright	9	65.0 800m	0:09.37 Overall	1:07.22 [3] (0:09.37)	0:57.85 [9] (0:11.62)	0:46.23 [9] (0:11.26)	0:34.97 [9] (0:11.56)	0:23.41 [7] (0:11.62)	0:11.79 [6] (0:11.79)	1.1L	0:34.97	-3
4	10	MR ENCORE Les Tilley	3	65.9 1000m	0:08.96 Overall	1:07.58 [4] (0:08.96)	0:58.62 [5] (0:11.36)	0:47.26 [4] (0:11.40)	0:35.86 [3] (0:11.61)	0:24.25 [3] (0:11.69)	0:12.56 [3] (0:12.56)	3.1L	0:35.86	-6
5	9	HUSSON'S REVENGE Tahlia Fenlon	6	65.2 1000m	0:08.90 Overall	1:07.62 [5] (0:08.90)	0:58.72 [3] (0:11.33)	0:47.39 [3] (0:11.53)	0:35.86 [4] (0:11.72)	0:24.14 [5] (0:11.78)	0:12.36 [5] (0:12.36)	3.3L	0:35.86	+4
6	8	INCOMPARABLE Jake Molloy	10	64.5 600m	0:09.40 Overall	1:07.68 [6] (0:09.40)	0:58.28 [10] (0:11.61)	0:46.67 [10] (0:11.40)	0:35.27 [10] (0:11.52)	0:23.75 [9] (0:11.80)	0:11.95 [7] (0:11.95)	3.5L	0:35.27	-2
7	5	HOT OR NOT Emily Lang	4	64.8 1000m	0:08.67 Overall	1:07.77 [7] (0:08.67)	0:59.10 [2] (0:11.30)	0:47.80 [2] (0:11.47)	0:36.33 [1] (0:11.53)	0:24.80 [1] (0:12.12)	0:12.68 [4] (0:12.68)	4L	0:36.33	-5
8	3	VELVET HAZE Sean Cormack	8	64.8 800m	0:09.11 Overall	1:07.88 [8] (0:09.11)	0:58.77 [7] (0:11.69)	0:47.08 [8] (0:11.45)	0:35.63 [8] (0:11.78)	0:23.85 [10] (0:11.86)	0:11.99 [10] (0:11.99)	4.5L	0:35.63	+0
9	6	I PROMISE YOU Madeleine Wishart	2	65.6 1000m	0:09.24 Overall	1:07.94 [9] (0:09.24)	0:58.70 [8] (0:11.39)	0:47.31 [7] (0:11.41)	0:35.90 [7] (0:11.88)	0:24.02 [8] (0:11.86)	0:12.16 [9] (0:12.16)	4.7L	0:35.90	+1
10	1	RUSHEEN Savannah McCann	5	64.5 800m	0:08.99 Overall	1:07.99 [10] (0:08.99)	0:59.00 [6] (0:11.42)	0:47.58 [6] (0:11.49)	0:36.09 [6] (0:11.90)	0:24.19 [6] (0:11.96)	0:12.23 [8] (0:12.23)	4.9L	0:36.09	-5

Scratched: Writtle (#4)



Horse/Jockey Name	Maya Bay
Final Rank	1
Fastest Section Time (Section)	0:08.93 (Overall)
Top Speed [km/h] (Section)	65.8 (1000m)
Race State	Finished



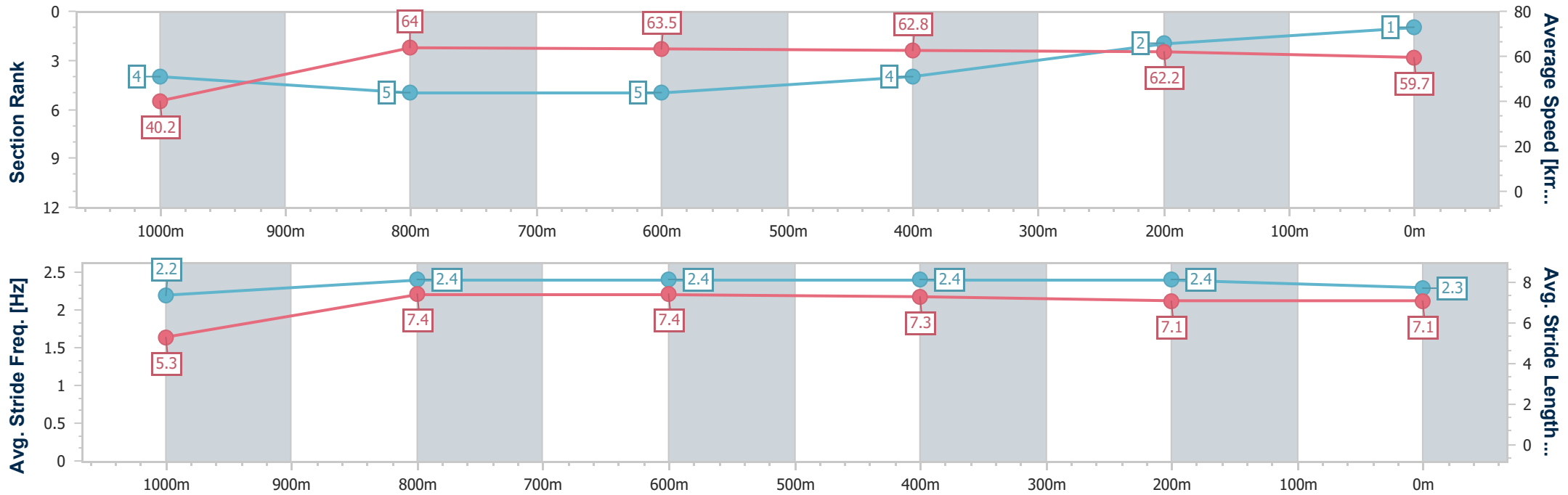
Toowoomba QLD Professional  
Race 3: HIGHFIELDS BUILDER BENCHMARK 70 Handicap - 1100m



25 May 2024 - 18:00

Track Rating: Good 4, Weather: Overcast, Rail Position: +3m Entire

Section	Overall	1000m	800m	600m	400m	200m
Section Times	1:07.02 [1] (0:08.93)	0:58.09 [4] (0:11.42)	0:46.67 [5] (0:11.42)	0:35.25 [5] (0:11.59)	0:23.66 [4] (0:11.60)	0:12.06 [2] (0:12.06)
Average Speed [km/h]	40.2	64.0	63.5	62.8	62.2	59.7
Top Speed [km/h]	61.3	65.8	64.6	63.9	63.4	62.1
Avg. Dist. to Rail [m]	8.9	3.5	3.1	1.8	0.8	1.5
Avg. Stride Freq. [Hz]	2.2	2.4	2.4	2.4	2.4	2.3
Avg. Stride Length [m]	5.3	7.4	7.4	7.3	7.1	7.1



- [ ] Ranking at each section and finish
- .-.- No data available at this section
- NA No data available



Horse/Jockey Name	Upstart Legend
Final Rank	2
Fastest Section Time (Section)	0:08.46 (Overall)
Top Speed [km/h] (Section)	64.3 (1000m)
Race State	Finished



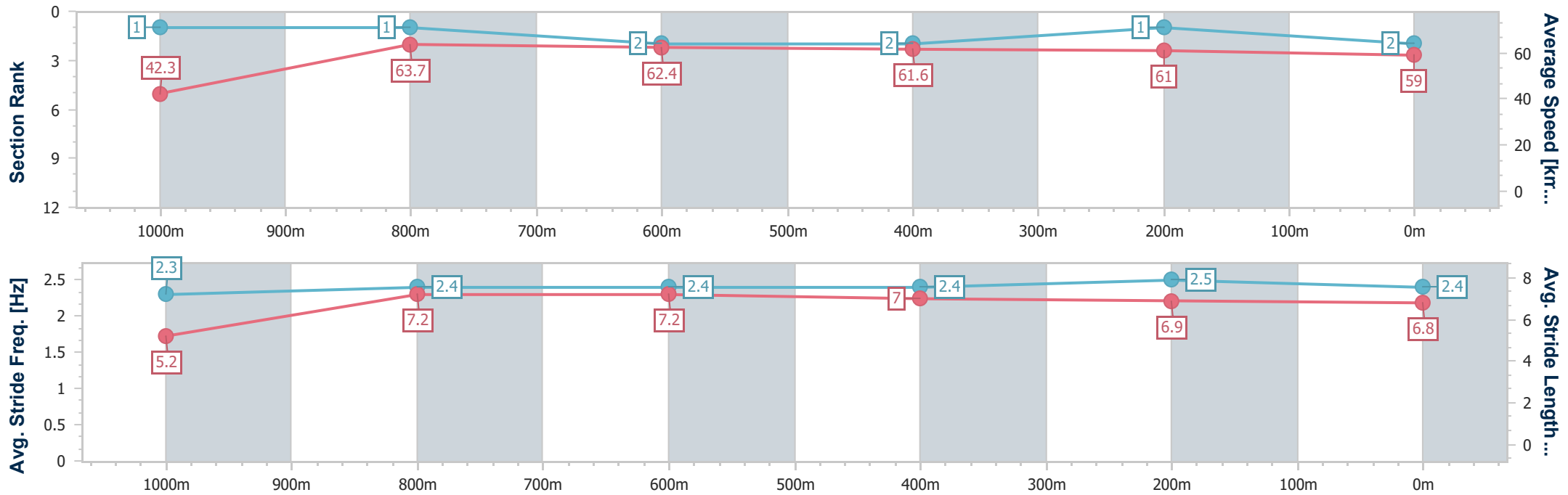
Toowoomba QLD Professional  
 Race 3: HIGHFIELDS BUILDER BENCHMARK 70 Handicap - 1100m



25 May 2024 - 18:00

Track Rating: Good 4, Weather: Overcast, Rail Position: +3m Entire

Section	Overall	1000m	800m	600m	400m	200m
Section Times	1:07.09 [2] (0:08.46)	0:58.63 [1] (0:11.40)	0:47.23 [1] (0:11.61)	0:35.62 [2] (0:11.65)	0:23.97 [2] (0:11.79)	0:12.18 [1] (0:12.18)
Average Speed [km/h]	42.3	63.7	62.4	61.6	61.0	59.0
Top Speed [km/h]	63.8	64.3	63.5	62.9	61.9	60.4
Avg. Dist. to Rail [m]	1.7	1.8	1.2	0.6	0.7	0.2
Avg. Stride Freq. [Hz]	2.3	2.4	2.4	2.4	2.5	2.4
Avg. Stride Length [m]	5.2	7.2	7.2	7.0	6.9	6.8



- [ ] Ranking at each section and finish
- .-.- No data available at this section
- NA No data available



Horse/Jockey Name	Expectant
Final Rank	3
Fastest Section Time (Section)	0:09.37 (Overall)
Top Speed [km/h] (Section)	65.0 (800m)
Race State	Finished



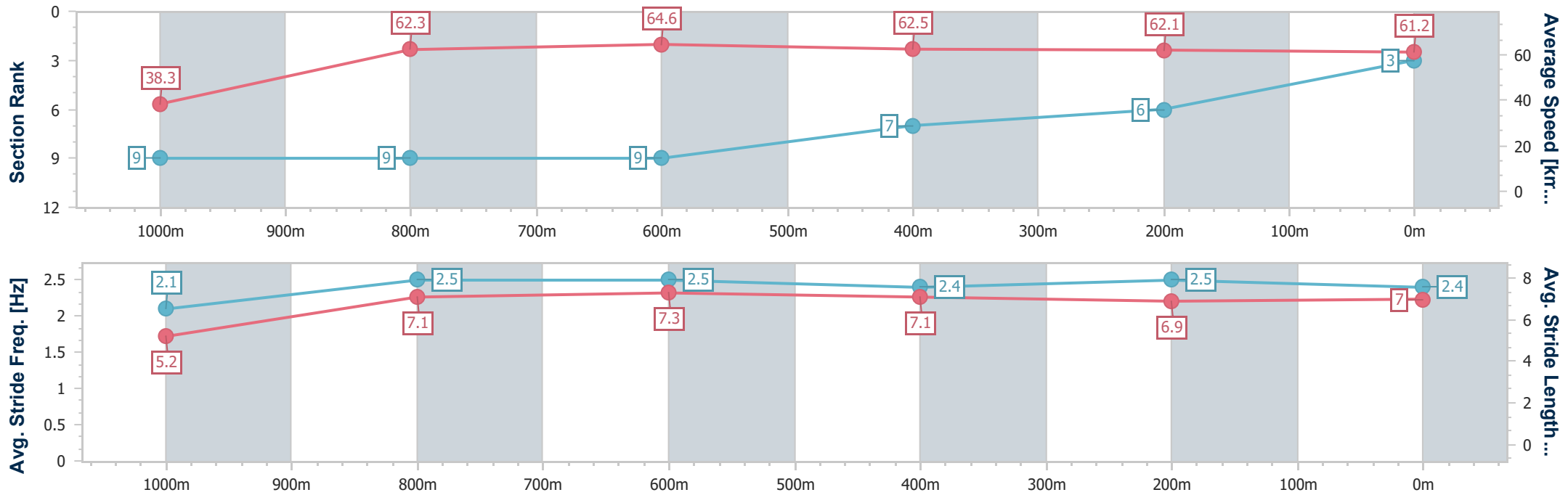
Toowoomba QLD Professional  
Race 3: HIGHFIELDS BUILDER BENCHMARK 70 Handicap - 1100m



25 May 2024 - 18:00

Track Rating: Good 4, Weather: Overcast, Rail Position: +3m Entire

Section	Overall	1000m	800m	600m	400m	200m
Section Times	1:07.22 [3] (0:09.37)	0:57.85 [9] (0:11.62)	0:46.23 [9] (0:11.26)	0:34.97 [9] (0:11.56)	0:23.41 [7] (0:11.62)	0:11.79 [6] (0:11.79)
Average Speed [km/h]	38.3	62.3	64.6	62.5	62.1	61.2
Top Speed [km/h]	61.7	64.8	65.0	63.8	63.5	63.2
Avg. Dist. to Rail [m]	6.5	2.1	1.9	1.0	1.5	2.4
Avg. Stride Freq. [Hz]	2.1	2.5	2.5	2.4	2.5	2.4
Avg. Stride Length [m]	5.2	7.1	7.3	7.1	6.9	7.0



- [ ] Ranking at each section and finish
- .-.- No data available at this section
- NA No data available



Horse/Jockey Name	Mr Encore
Final Rank	4
Fastest Section Time (Section)	0:08.96 (Overall)
Top Speed [km/h] (Section)	65.9 (1000m)
Race State	Finished



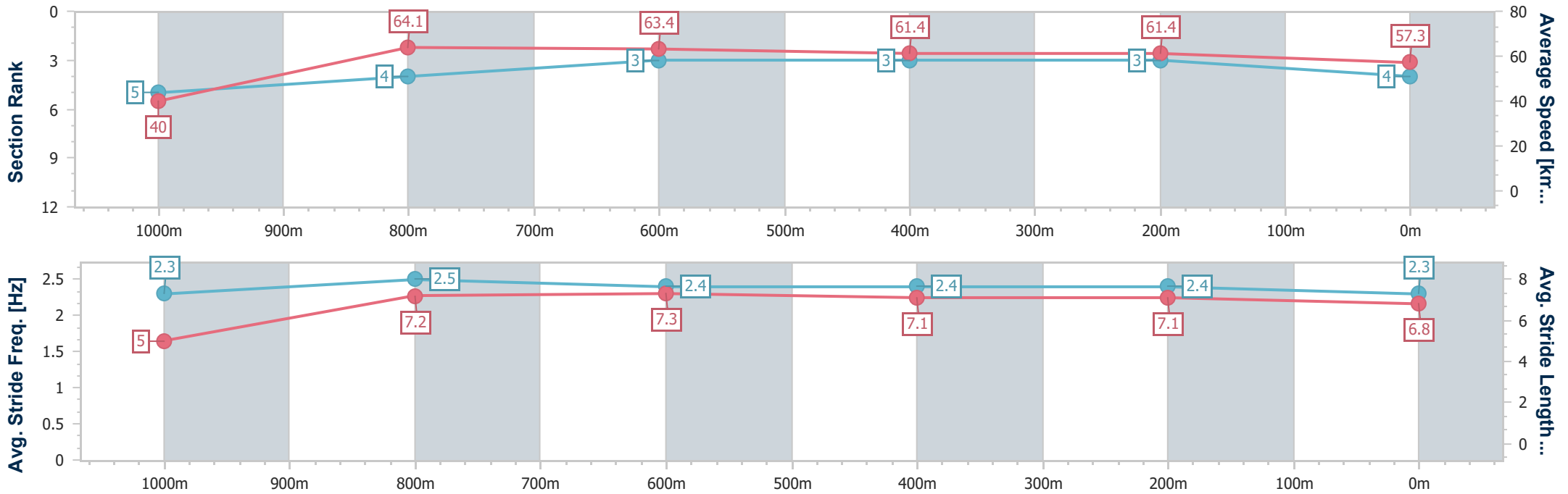
Toowoomba QLD Professional  
Race 3: HIGHFIELDS BUILDER BENCHMARK 70 Handicap - 1100m



25 May 2024 - 18:00

Track Rating: Good 4, Weather: Overcast, Rail Position: +3m Entire

Section	Overall	1000m	800m	600m	400m	200m
Section Times	1:07.58 [4] (0:08.96)	0:58.62 [5] (0:11.36)	0:47.26 [4] (0:11.40)	0:35.86 [3] (0:11.61)	0:24.25 [3] (0:11.69)	0:12.56 [3] (0:12.56)
Average Speed [km/h]	40.0	64.1	63.4	61.4	61.4	57.3
Top Speed [km/h]	63.6	65.9	64.8	62.3	62.4	58.4
Avg. Dist. to Rail [m]	6.3	3.2	0.5	1.3	1.1	0.7
Avg. Stride Freq. [Hz]	2.3	2.5	2.4	2.4	2.4	2.3
Avg. Stride Length [m]	5.0	7.2	7.3	7.1	7.1	6.8



- [ ] Ranking at each section and finish
- .-.- No data available at this section
- NA No data available



Horse/Jockey Name	Husson's Revenge
Final Rank	5
Fastest Section Time (Section)	0:08.90 (Overall)
Top Speed [km/h] (Section)	65.2 (1000m)
Race State	Finished



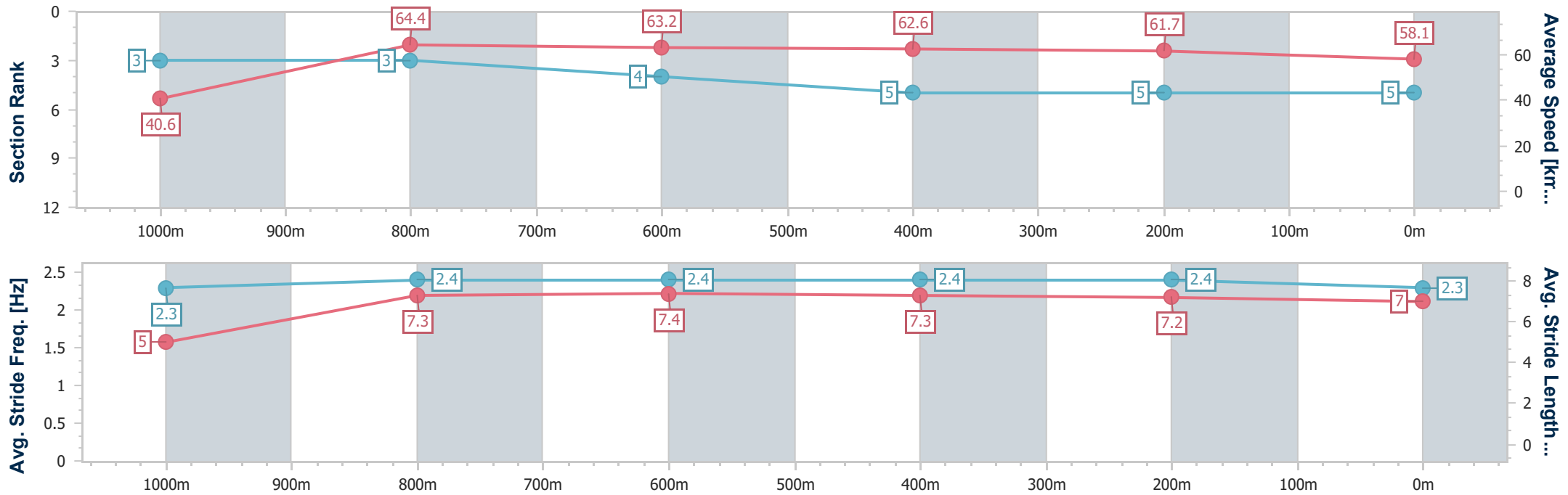
Toowoomba QLD Professional  
Race 3: HIGHFIELDS BUILDER BENCHMARK 70 Handicap - 1100m



25 May 2024 - 18:00

Track Rating: Good 4, Weather: Overcast, Rail Position: +3m Entire

Section	Overall	1000m	800m	600m	400m	200m
Section Times	1:07.62 [5] (0:08.90)	0:58.72 [3] (0:11.33)	0:47.39 [3] (0:11.53)	0:35.86 [4] (0:11.72)	0:24.14 [5] (0:11.78)	0:12.36 [5] (0:12.36)
Average Speed [km/h]	40.6	64.4	63.2	62.6	61.7	58.1
Top Speed [km/h]	60.2	65.2	64.0	63.6	62.7	59.9
Avg. Dist. to Rail [m]	6.1	3.5	4.6	3.5	2.3	3.8
Avg. Stride Freq. [Hz]	2.3	2.4	2.4	2.4	2.4	2.3
Avg. Stride Length [m]	5.0	7.3	7.4	7.3	7.2	7.0



- [ ] Ranking at each section and finish
- .-.- No data available at this section
- NA No data available



Horse/Jockey Name	Incomparable
Final Rank	6
Fastest Section Time (Section)	0:09.40 (Overall)
Top Speed [km/h] (Section)	64.5 (600m)
Race State	Finished



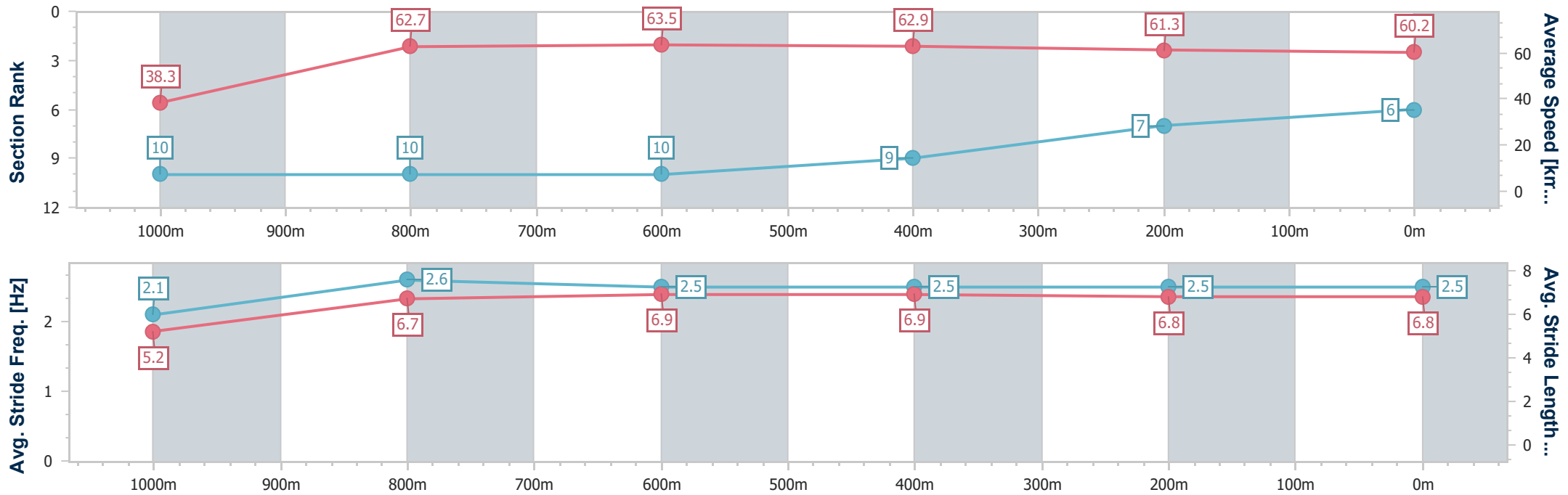
Toowoomba QLD Professional  
Race 3: HIGHFIELDS BUILDER BENCHMARK 70 Handicap - 1100m



25 May 2024 - 18:00

Track Rating: Good 4, Weather: Overcast, Rail Position: +3m Entire

Section	Overall	1000m	800m	600m	400m	200m
Section Times	1:07.68 [6] (0:09.40)	0:58.28 [10] (0:11.61)	0:46.67 [10] (0:11.40)	0:35.27 [10] (0:11.52)	0:23.75 [9] (0:11.80)	0:11.95 [7] (0:11.95)
Average Speed [km/h]	38.3	62.7	63.5	62.9	61.3	60.2
Top Speed [km/h]	59.6	63.5	64.2	64.5	62.1	61.9
Avg. Dist. to Rail [m]	5.9	2.0	1.7	0.9	2.0	2.7
Avg. Stride Freq. [Hz]	2.1	2.6	2.5	2.5	2.5	2.5
Avg. Stride Length [m]	5.2	6.7	6.9	6.9	6.8	6.8



- [ ] Ranking at each section and finish
- .-.- No data available at this section
- NA No data available



Horse/Jockey Name	Hot Or Not
Final Rank	7
Fastest Section Time (Section)	0:08.67 (Overall)
Top Speed [km/h] (Section)	64.8 (1000m)
Race State	Finished



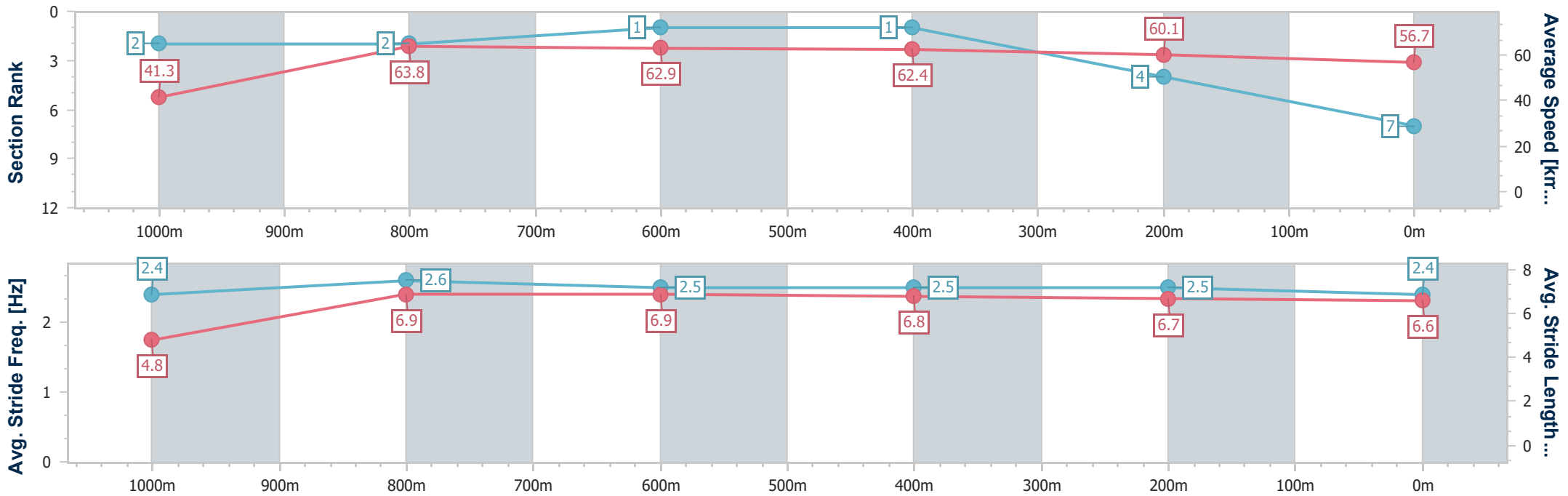
Toowoomba QLD Professional  
Race 3: HIGHFIELDS BUILDER BENCHMARK 70 Handicap - 1100m



25 May 2024 - 18:00

Track Rating: Good 4, Weather: Overcast, Rail Position: +3m Entire

Section	Overall	1000m	800m	600m	400m	200m
Section Times	1:07.77 [7] (0:08.67)	0:59.10 [2] (0:11.30)	0:47.80 [2] (0:11.47)	0:36.33 [1] (0:11.53)	0:24.80 [1] (0:12.12)	0:12.68 [4] (0:12.68)
Average Speed [km/h]	41.3	63.8	62.9	62.4	60.1	56.7
Top Speed [km/h]	64.6	64.8	63.0	63.8	61.6	59.3
Avg. Dist. to Rail [m]	4.8	1.3	0.5	0.7	2.7	2.0
Avg. Stride Freq. [Hz]	2.4	2.6	2.5	2.5	2.5	2.4
Avg. Stride Length [m]	4.8	6.9	6.9	6.8	6.7	6.6



- [ ] Ranking at each section and finish
- .-.- No data available at this section
- NA No data available





Horse/Jockey Name	Velvet Haze
Final Rank	8
Fastest Section Time (Section)	0:09.11 (Overall)
Top Speed [km/h] (Section)	64.8 (800m)
Race State	Finished



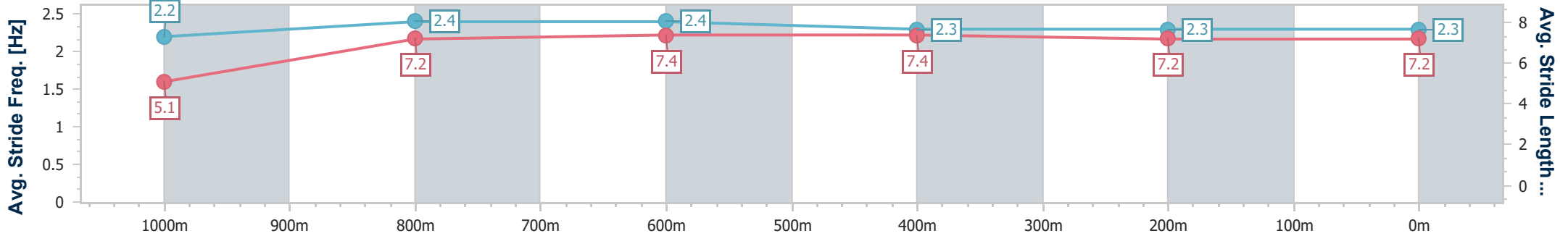
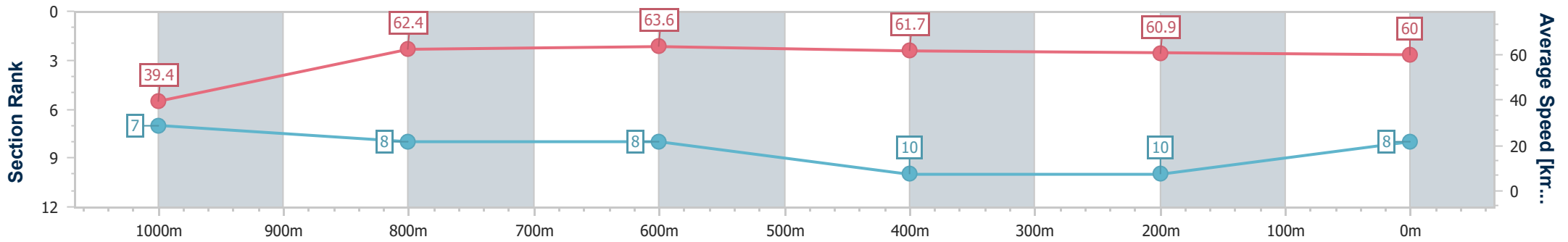
Toowoomba QLD Professional  
Race 3: HIGHFIELDS BUILDER BENCHMARK 70 Handicap - 1100m



25 May 2024 - 18:00

Track Rating: Good 4, Weather: Overcast, Rail Position: +3m Entire

Section	Overall	1000m	800m	600m	400m	200m
Section Times	1:07.88 [8] (0:09.11)	0:58.77 [7] (0:11.69)	0:47.08 [8] (0:11.45)	0:35.63 [8] (0:11.78)	0:23.85 [10] (0:11.86)	0:11.99 [10] (0:11.99)
Average Speed [km/h]	39.4	62.4	63.6	61.7	60.9	60.0
Top Speed [km/h]	60.4	63.4	64.8	63.1	62.2	61.0
Avg. Dist. to Rail [m]	8.0	3.6	2.8	2.2	2.0	3.7
Avg. Stride Freq. [Hz]	2.2	2.4	2.4	2.3	2.3	2.3
Avg. Stride Length [m]	5.1	7.2	7.4	7.4	7.2	7.2



- [ ] Ranking at each section and finish
- .-.- No data available at this section
- NA No data available



Horse/Jockey Name	I Promise You
Final Rank	9
Fastest Section Time (Section)	0:09.24 (Overall)
Top Speed [km/h] (Section)	65.6 (1000m)
Race State	Finished



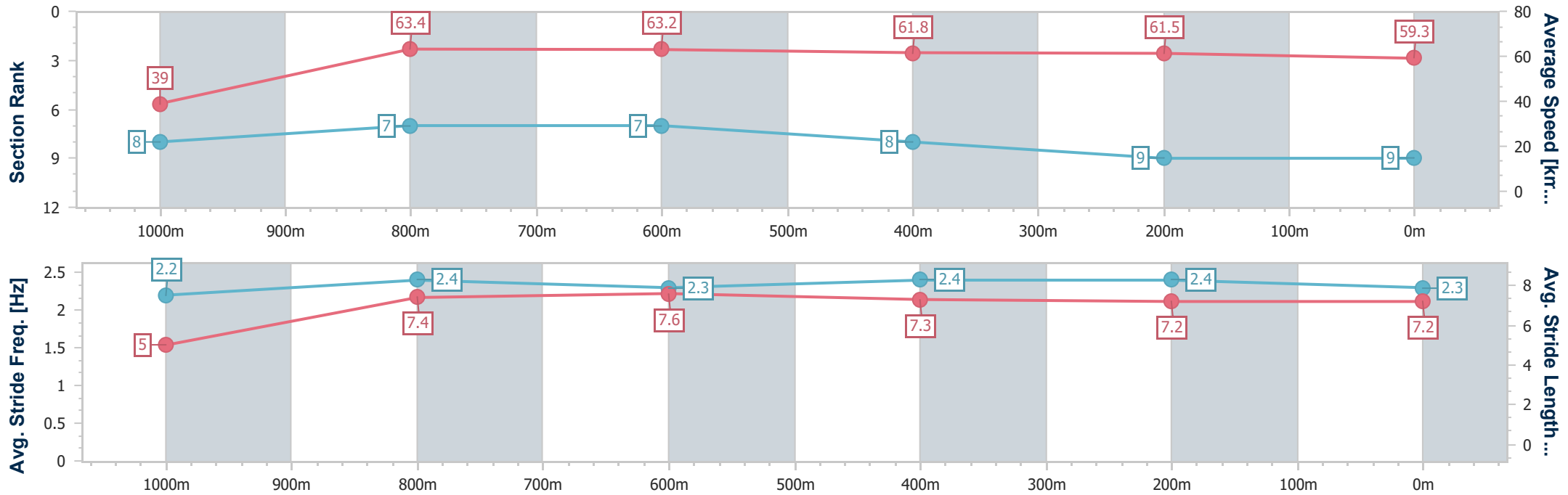
Toowoomba QLD Professional  
Race 3: HIGHFIELDS BUILDER BENCHMARK 70 Handicap - 1100m



25 May 2024 - 18:00

Track Rating: Good 4, Weather: Overcast, Rail Position: +3m Entire

Section	Overall	1000m	800m	600m	400m	200m
Section Times	1:07.94 [9] (0:09.24)	0:58.70 [8] (0:11.39)	0:47.31 [7] (0:11.41)	0:35.90 [7] (0:11.88)	0:24.02 [8] (0:11.86)	0:12.16 [9] (0:12.16)
Average Speed [km/h]	39.0	63.4	63.2	61.8	61.5	59.3
Top Speed [km/h]	61.6	65.6	64.5	62.9	62.4	60.5
Avg. Dist. to Rail [m]	3.6	0.8	1.5	4.0	3.3	3.2
Avg. Stride Freq. [Hz]	2.2	2.4	2.3	2.4	2.4	2.3
Avg. Stride Length [m]	5.0	7.4	7.6	7.3	7.2	7.2



- [ ] Ranking at each section and finish
- .-.- No data available at this section
- NA No data available



Horse/Jockey Name	Rusheen
Final Rank	10
Fastest Section Time (Section)	0:08.99 (Overall)
Top Speed [km/h] (Section)	64.5 (800m)
Race State	Finished



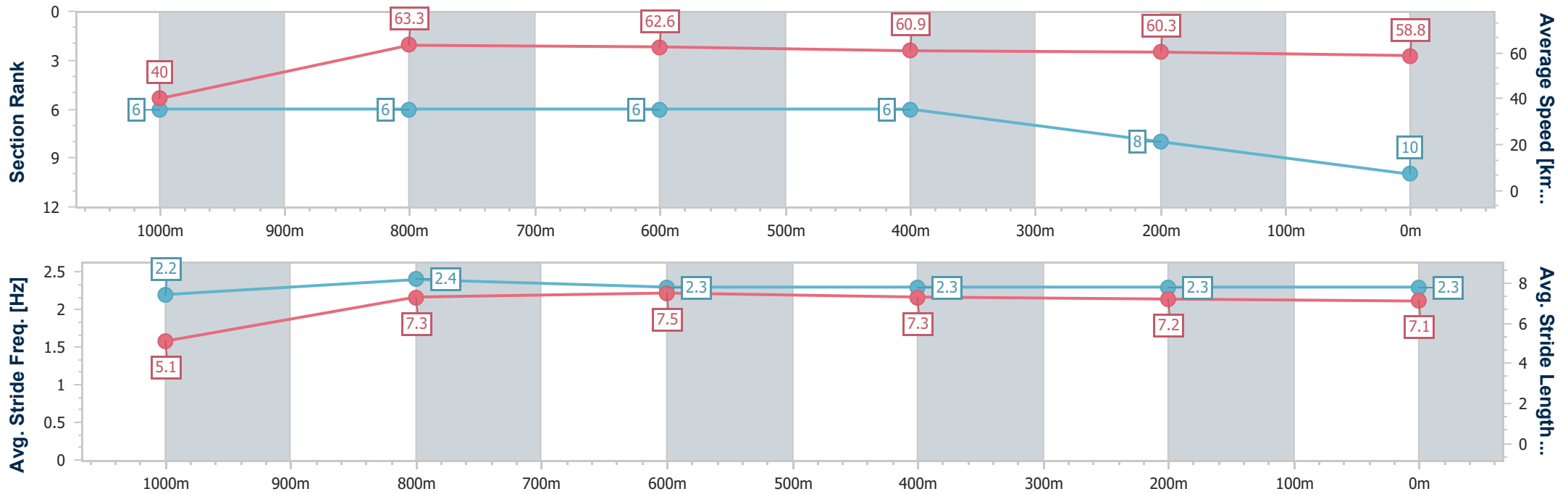
Toowoomba QLD Professional  
Race 3: HIGHFIELDS BUILDER BENCHMARK 70 Handicap - 1100m



25 May 2024 - 18:00

Track Rating: Good 4, Weather: Overcast, Rail Position: +3m Entire

Section	Overall	1000m	800m	600m	400m	200m
Section Times	1:07.99 [10] (0:08.99)	0:59.00 [6] (0:11.42)	0:47.58 [6] (0:11.49)	0:36.09 [6] (0:11.90)	0:24.19 [6] (0:11.96)	0:12.23 [8] (0:12.23)
Average Speed [km/h]	40.0	63.3	62.6	60.9	60.3	58.8
Top Speed [km/h]	61.6	63.9	64.5	63.2	61.0	59.9
Avg. Dist. to Rail [m]	3.6	0.5	1.1	1.2	0.4	1.2
Avg. Stride Freq. [Hz]	2.2	2.4	2.3	2.3	2.3	2.3
Avg. Stride Length [m]	5.1	7.3	7.5	7.3	7.2	7.1



- [ ] Ranking at each section and finish
- .-.- No data available at this section
- NA No data available