



Sunshine Coast QLD Professional

Race 4: PFD FOODSERVICES BENCHMARK 65 Handicap - 1000m

26 May 2024 - 14:35



Track Rating: Soft 6, Weather: Fine, Rail Position: +12m

Section		Overall	800m	600m	400m	200m	Last 600m					
Field Times		1:00.15 (0:13.35)	0:46.80 (0:11.28)	0:35.52 (0:11.72)	0:23.80 (0:11.50)	0:12.30 (0:12.30)	0:35.52					
Rank	TAB Horse/Jockey	Barrier	Top Speed [km/h]	Fastest Section	Margin					Distance Travelled [m]		
1	13 JUST LOOKING Samantha Collett	11	65.8 200m	0:11.20 400m	1:00.15 [1] (0:14.12)	0:46.03 [8] (0:11.26)	0:34.77 [9] (0:11.74)	0:23.03 [9] (0:11.20)	0:11.83 [9] (0:11.83)	1:00.15	0:34.77	
2	9 AIRSTRIKE Madeleine Wishart	13	66.5 Overall	0:11.30 800m	1:00.28 [2] (0:13.57)	0:46.71 [3] (0:11.30)	0:35.41 [3] (0:11.75)	0:23.66 [3] (0:11.32)	0:12.34 [3] (0:12.34)	0.5L	0:35.41	+5
3	7 KWIK AZ HELL Jake Bayliss	4	66.8 800m	0:11.24 800m	1:00.39 [3] (0:13.44)	0:46.95 [2] (0:11.24)	0:35.71 [2] (0:11.77)	0:23.94 [2] (0:11.40)	0:12.54 [1] (0:12.54)	1L	0:35.71	+3
4	1 CARDONE Ryan Maloney	6	66.0 800m	0:11.27 800m	1:00.43 [4] (0:13.64)	0:46.79 [4] (0:11.27)	0:35.52 [5] (0:11.82)	0:23.70 [5] (0:11.39)	0:12.31 [5] (0:12.31)	1.2L	0:35.52	+3
5	12 KERNEL BOOM Kyle Wilson-Taylor	10	69.0 Overall	0:11.06 800m	1:00.45 [5] (0:13.84)	0:46.61 [6] (0:11.06)	0:35.55 [4] (0:11.77)	0:23.78 [4] (0:11.36)	0:12.42 [4] (0:12.42)	1.3L	0:35.55	+1
6	2 MISTER MONARO Trudy Thornton	2	66.9 Overall	0:11.28 800m	1:00.63 [6] (0:13.35)	0:47.28 [1] (0:11.28)	0:36.00 [1] (0:11.72)	0:24.28 [1] (0:11.57)	0:12.71 [2] (0:12.71)	2.3L	0:36.00	+1
7	6 ARTIE PANTZ Robbie Dolan	1	67.8 800m	0:11.00 800m	1:00.68 [7] (0:14.32)	0:46.36 [9] (0:11.00)	0:35.36 [8] (0:11.64)	0:23.72 [8] (0:11.21)	0:12.51 [7] (0:12.51)	2.5L	0:35.36	+1
8	8 READY TO BOOM Emily Lang	7	66.1 Overall	0:11.33 800m	1:00.73 [8] (0:13.80)	0:46.93 [5] (0:11.33)	0:35.60 [7] (0:11.75)	0:23.85 [7] (0:11.40)	0:12.45 [8] (0:12.45)	2.7L	0:35.60	+3
9	10 WHAT A SHAM Sean Cormack	8	67.1 Overall	0:11.23 800m	1:00.78 [9] (0:13.87)	0:46.91 [7] (0:11.23)	0:35.68 [6] (0:11.76)	0:23.92 [6] (0:11.30)	0:12.62 [6] (0:12.62)	2.9L	0:35.68	+4

Scratched: Enterprise Lucia (#4), Fastheartbeat (#5), Mr Encore (#3), Belistic Man (#11), Best Song (#14)

[] Ranking at each section and finish
 -:-:- No data available at this section
 NA No data available

SCN Saddle cloth number
 DNF Did not finish
 DNT Did not track



Horse/Jockey Name	Just Looking
Final Rank	1
Fastest Section Time (Section)	0:11.20 (400m)
Top Speed [km/h] (Section)	65.8 (200m)
Race State	Finished



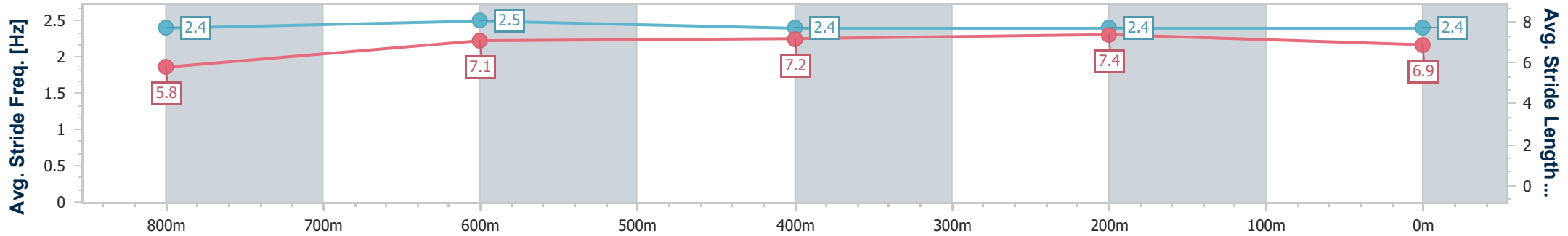
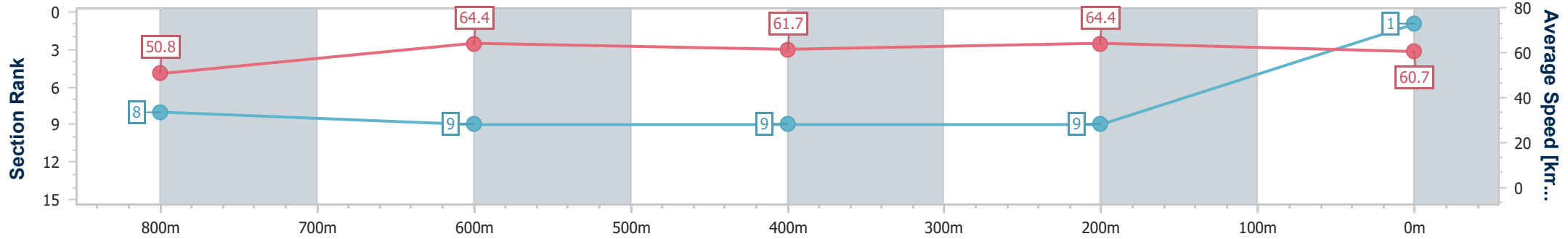
Sunshine Coast QLD Professional
Race 4: PFD FOODSERVICES BENCHMARK 65 Handicap - 1000m



26 May 2024 - 14:35

Track Rating: Soft 6, Weather: Fine, Rail Position: +12m

Section	Overall	800m	600m	400m	200m
Section Times	1:00.15 [1] (0:14.12)	0:46.03 [8] (0:11.26)	0:34.77 [9] (0:11.74)	0:23.03 [9] (0:11.20)	0:11.83 [9] (0:11.83)
Average Speed [km/h]	50.8	64.4	61.7	64.4	60.7
Top Speed [km/h]	65.4	65.5	64.5	65.7	65.8
Avg. Dist. to Rail [m]	5.5	1.4	0.8	1.5	3.5
Avg. Stride Freq. [Hz]	2.4	2.5	2.4	2.4	2.4
Avg. Stride Length [m]	5.8	7.1	7.2	7.4	6.9



- [] Ranking at each section and finish
- .-.- No data available at this section
- NA No data available



Horse/Jockey Name	Airstrike
Final Rank	2
Fastest Section Time (Section)	0:11.30 (800m)
Top Speed [km/h] (Section)	66.5 (Overall)
Race State	Finished



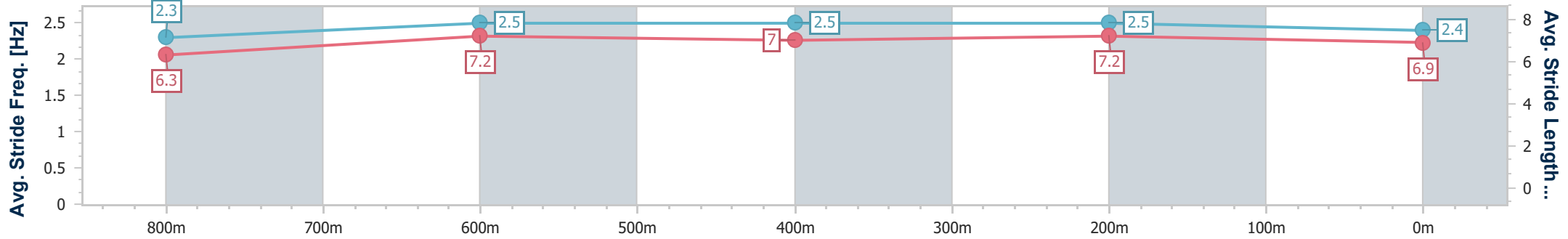
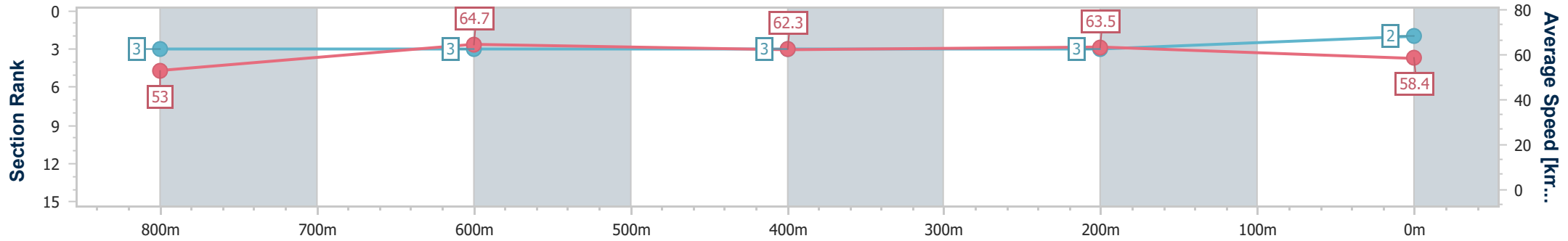
Sunshine Coast QLD Professional
Race 4: PFD FOODSERVICES BENCHMARK 65 Handicap - 1000m



26 May 2024 - 14:35

Track Rating: Soft 6, Weather: Fine, Rail Position: +12m

Section	Overall	800m	600m	400m	200m
Section Times	1:00.28 [2] (0:13.57)	0:46.71 [3] (0:11.30)	0:35.41 [3] (0:11.75)	0:23.66 [3] (0:11.32)	0:12.34 [3] (0:12.34)
Average Speed [km/h]	53.0	64.7	62.3	63.5	58.4
Top Speed [km/h]	66.5	66.1	63.7	64.5	62.1
Avg. Dist. to Rail [m]	8.3	3.6	2.8	1.3	1.8
Avg. Stride Freq. [Hz]	2.3	2.5	2.5	2.5	2.4
Avg. Stride Length [m]	6.3	7.2	7.0	7.2	6.9



- [] Ranking at each section and finish
- .-.- No data available at this section
- NA No data available



Horse/Jockey Name	Kwik Az Hell
Final Rank	3
Fastest Section Time (Section)	0:11.24 (800m)
Top Speed [km/h] (Section)	66.8 (800m)
Race State	Finished



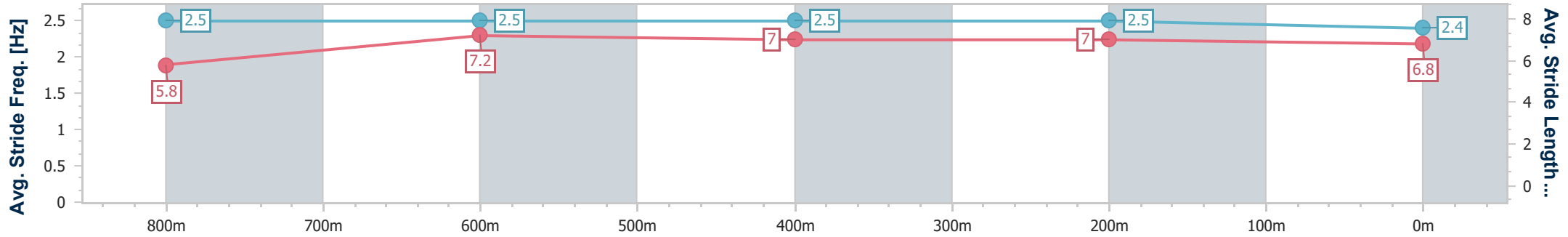
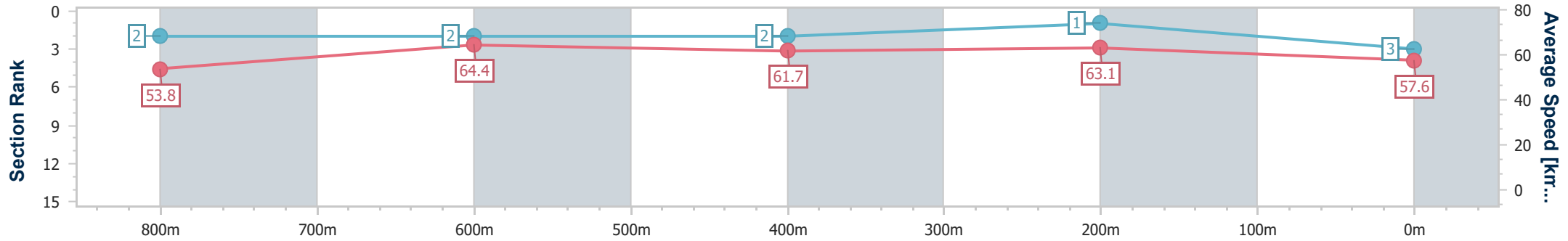
Sunshine Coast QLD Professional
 Race 4: PFD FOODSERVICES BENCHMARK 65 Handicap - 1000m



26 May 2024 - 14:35

Track Rating: Soft 6, Weather: Fine, Rail Position: +12m

Section	Overall	800m	600m	400m	200m
Section Times	1:00.39 [3] (0:13.44)	0:46.95 [2] (0:11.24)	0:35.71 [2] (0:11.77)	0:23.94 [2] (0:11.40)	0:12.54 [1] (0:12.54)
Average Speed [km/h]	53.8	64.4	61.7	63.1	57.6
Top Speed [km/h]	66.2	66.8	63.5	64.3	62.2
Avg. Dist. to Rail [m]	3.7	2.2	1.4	0.7	0.4
Avg. Stride Freq. [Hz]	2.5	2.5	2.5	2.5	2.4
Avg. Stride Length [m]	5.8	7.2	7.0	7.0	6.8



- [] Ranking at each section and finish
- .-.- No data available at this section
- NA No data available



Horse/Jockey Name	Cardone
Final Rank	4
Fastest Section Time (Section)	0:11.27 (800m)
Top Speed [km/h] (Section)	66.0 (800m)
Race State	Finished



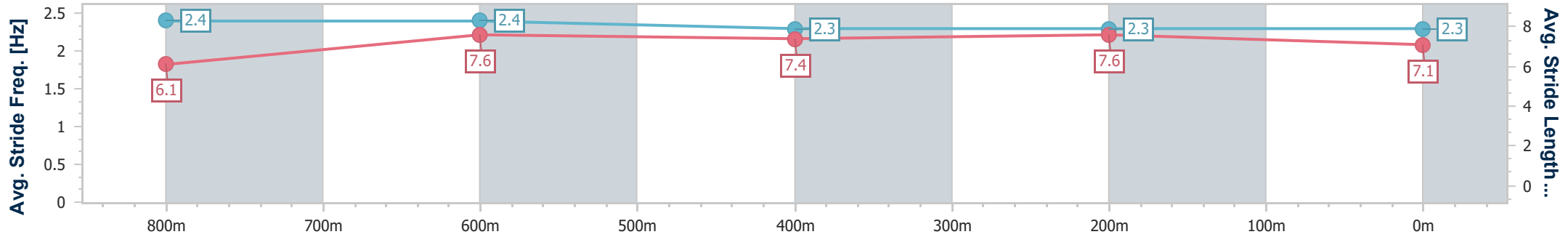
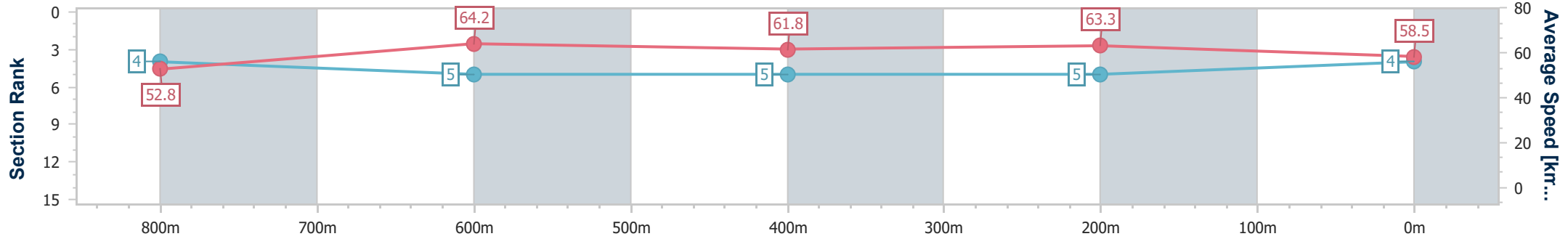
Sunshine Coast QLD Professional
Race 4: PFD FOODSERVICES BENCHMARK 65 Handicap - 1000m



26 May 2024 - 14:35

Track Rating: Soft 6, Weather: Fine, Rail Position: +12m

Section	Overall	800m	600m	400m	200m
Section Times	1:00.43 [4] (0:13.64)	0:46.79 [4] (0:11.27)	0:35.52 [5] (0:11.82)	0:23.70 [5] (0:11.39)	0:12.31 [5] (0:12.31)
Average Speed [km/h]	52.8	64.2	61.8	63.3	58.5
Top Speed [km/h]	64.4	66.0	63.3	64.6	61.5
Avg. Dist. to Rail [m]	4.3	1.2	2.9	2.5	3.3
Avg. Stride Freq. [Hz]	2.4	2.4	2.3	2.3	2.3
Avg. Stride Length [m]	6.1	7.6	7.4	7.6	7.1



- [] Ranking at each section and finish
- .-.- No data available at this section
- NA No data available



Horse/Jockey Name	Kernel Boom
Final Rank	5
Fastest Section Time (Section)	0:11.06 (800m)
Top Speed [km/h] (Section)	69.0 (Overall)
Race State	Finished



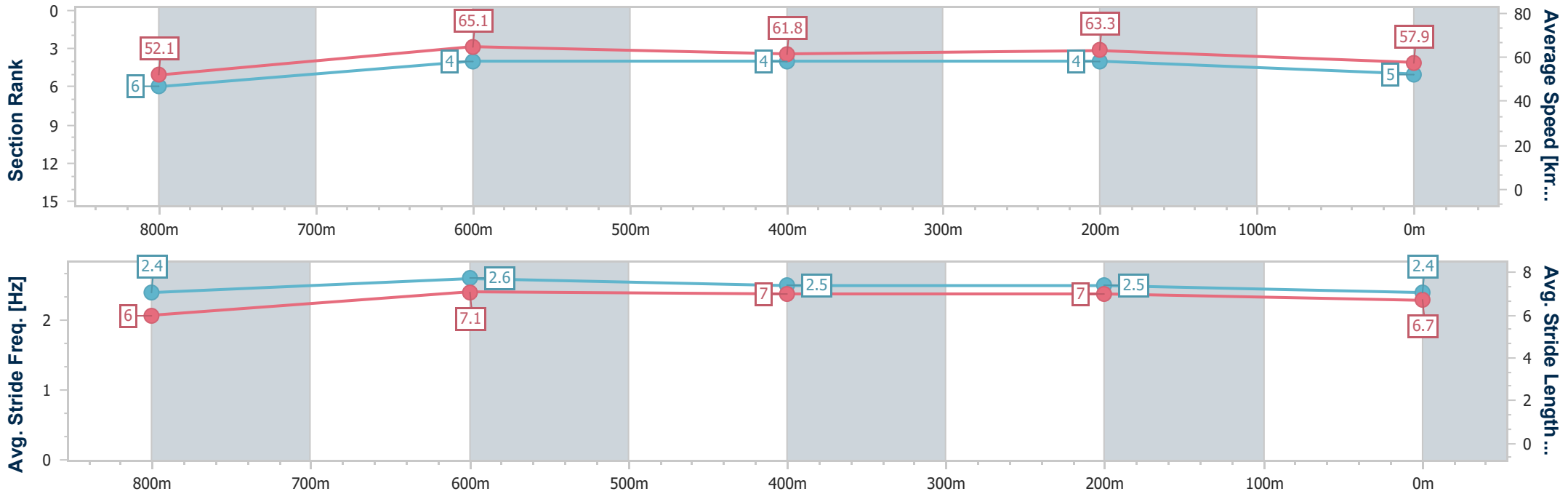
Sunshine Coast QLD Professional
Race 4: PFD FOODSERVICES BENCHMARK 65 Handicap - 1000m



26 May 2024 - 14:35

Track Rating: Soft 6, Weather: Fine, Rail Position: +12m

Section	Overall	800m	600m	400m	200m
Section Times	1:00.45 [5] (0:13.84)	0:46.61 [6] (0:11.06)	0:35.55 [4] (0:11.77)	0:23.78 [4] (0:11.36)	0:12.42 [4] (0:12.42)
Average Speed [km/h]	52.1	65.1	61.8	63.3	57.9
Top Speed [km/h]	69.0	67.9	63.5	64.5	61.2
Avg. Dist. to Rail [m]	3.7	0.5	1.6	2.3	2.3
Avg. Stride Freq. [Hz]	2.4	2.6	2.5	2.5	2.4
Avg. Stride Length [m]	6.0	7.1	7.0	7.0	6.7



- [] Ranking at each section and finish
- .-.- No data available at this section
- NA No data available



Horse/Jockey Name	Mister Monaro
Final Rank	6
Fastest Section Time (Section)	0:11.28 (800m)
Top Speed [km/h] (Section)	66.9 (Overall)
Race State	Finished



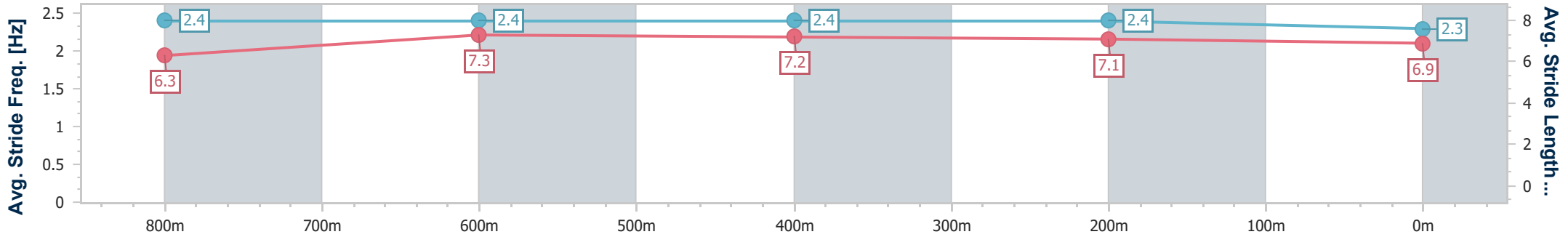
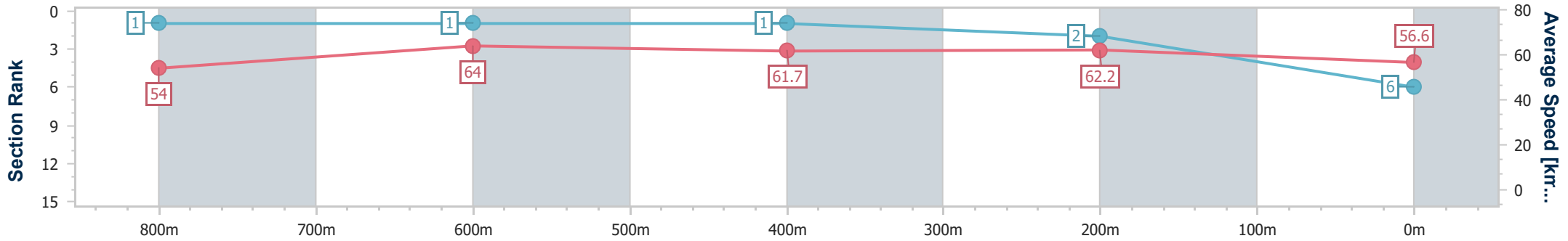
Sunshine Coast QLD Professional
Race 4: PFD FOODSERVICES BENCHMARK 65 Handicap - 1000m



26 May 2024 - 14:35

Track Rating: Soft 6, Weather: Fine, Rail Position: +12m

Section	Overall	800m	600m	400m	200m
Section Times	1:00.63 [6] (0:13.35)	0:47.28 [1] (0:11.28)	0:36.00 [1] (0:11.72)	0:24.28 [1] (0:11.57)	0:12.71 [2] (0:12.71)
Average Speed [km/h]	54.0	64.0	61.7	62.2	56.6
Top Speed [km/h]	66.9	66.8	62.5	64.2	60.8
Avg. Dist. to Rail [m]	2.3	0.9	1.0	1.6	1.1
Avg. Stride Freq. [Hz]	2.4	2.4	2.4	2.4	2.3
Avg. Stride Length [m]	6.3	7.3	7.2	7.1	6.9



- [] Ranking at each section and finish
- .-.- No data available at this section
- NA No data available



Horse/Jockey Name	Artie Pantz
Final Rank	7
Fastest Section Time (Section)	0:11.00 (800m)
Top Speed [km/h] (Section)	67.8 (800m)
Race State	Finished



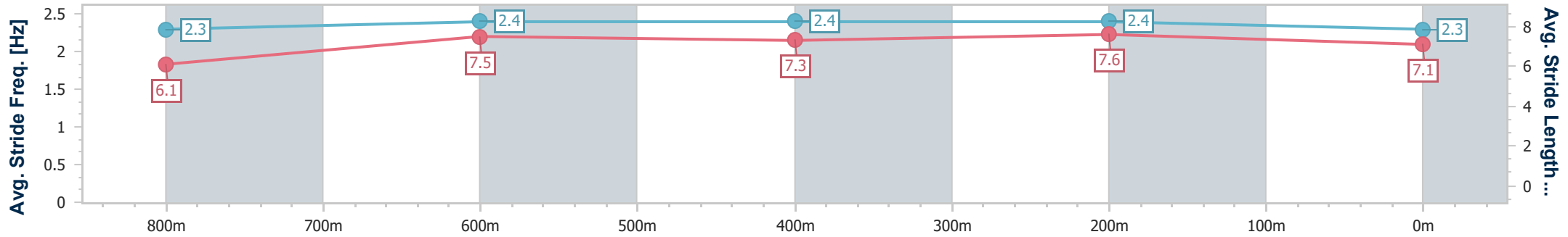
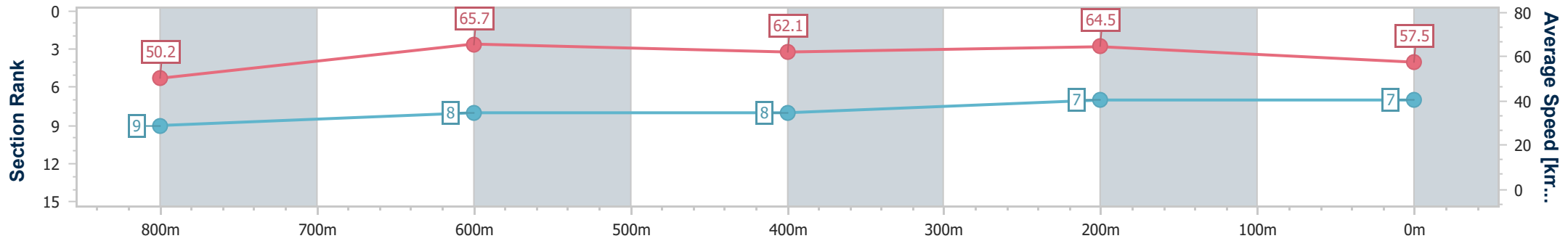
Sunshine Coast QLD Professional
Race 4: PFD FOODSERVICES BENCHMARK 65 Handicap - 1000m



26 May 2024 - 14:35

Track Rating: Soft 6, Weather: Fine, Rail Position: +12m

Section	Overall	800m	600m	400m	200m
Section Times	1:00.68 [7] (0:14.32)	0:46.36 [9] (0:11.00)	0:35.36 [8] (0:11.64)	0:23.72 [8] (0:11.21)	0:12.51 [7] (0:12.51)
Average Speed [km/h]	50.2	65.7	62.1	64.5	57.5
Top Speed [km/h]	65.9	67.8	63.8	65.7	63.9
Avg. Dist. to Rail [m]	0.7	0.5	1.1	0.4	0.5
Avg. Stride Freq. [Hz]	2.3	2.4	2.4	2.4	2.3
Avg. Stride Length [m]	6.1	7.5	7.3	7.6	7.1



- [] Ranking at each section and finish
- .-.- No data available at this section
- NA No data available



Horse/Jockey Name	Ready To Boom
Final Rank	8
Fastest Section Time (Section)	0:11.33 (800m)
Top Speed [km/h] (Section)	66.1 (Overall)
Race State	Finished



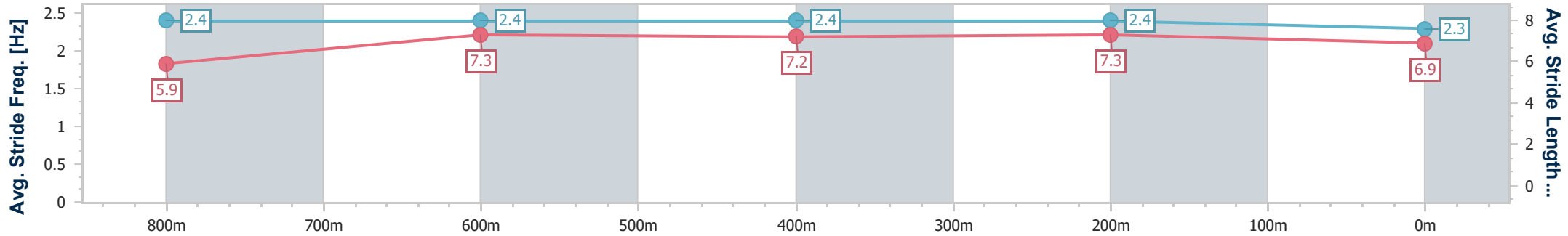
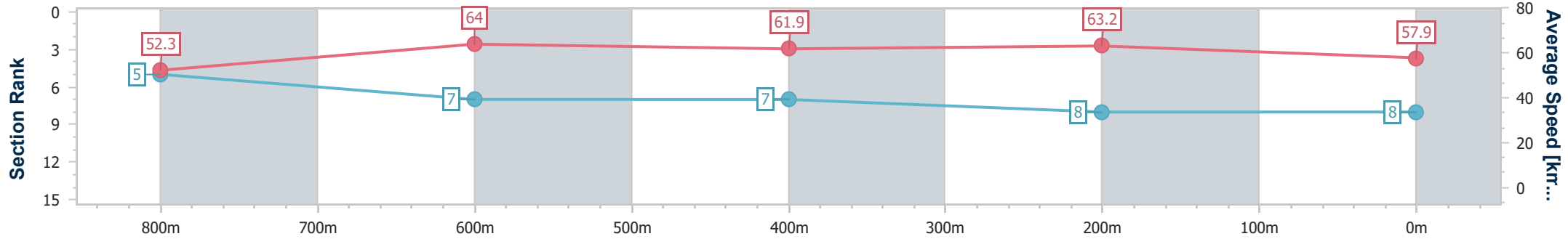
Sunshine Coast QLD Professional
Race 4: PFD FOODSERVICES BENCHMARK 65 Handicap - 1000m



26 May 2024 - 14:35

Track Rating: Soft 6, Weather: Fine, Rail Position: +12m

Section	Overall	800m	600m	400m	200m
Section Times	1:00.73 [8] (0:13.80)	0:46.93 [5] (0:11.33)	0:35.60 [7] (0:11.75)	0:23.85 [7] (0:11.40)	0:12.45 [8] (0:12.45)
Average Speed [km/h]	52.3	64.0	61.9	63.2	57.9
Top Speed [km/h]	66.1	65.9	63.3	64.7	61.1
Avg. Dist. to Rail [m]	7.4	2.5	1.7	0.9	1.5
Avg. Stride Freq. [Hz]	2.4	2.4	2.4	2.4	2.3
Avg. Stride Length [m]	5.9	7.3	7.2	7.3	6.9



- [] Ranking at each section and finish
- .-.- No data available at this section
- NA No data available



Horse/Jockey Name	What A Sham
Final Rank	9
Fastest Section Time (Section)	0:11.23 (800m)
Top Speed [km/h] (Section)	67.1 (Overall)
Race State	Finished



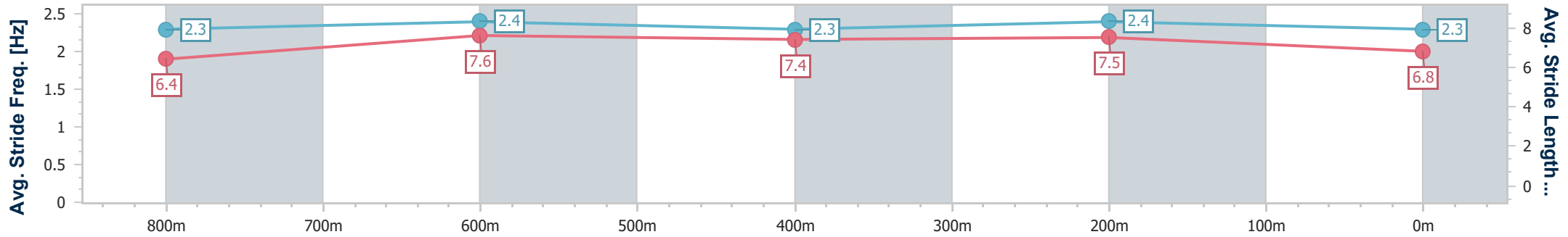
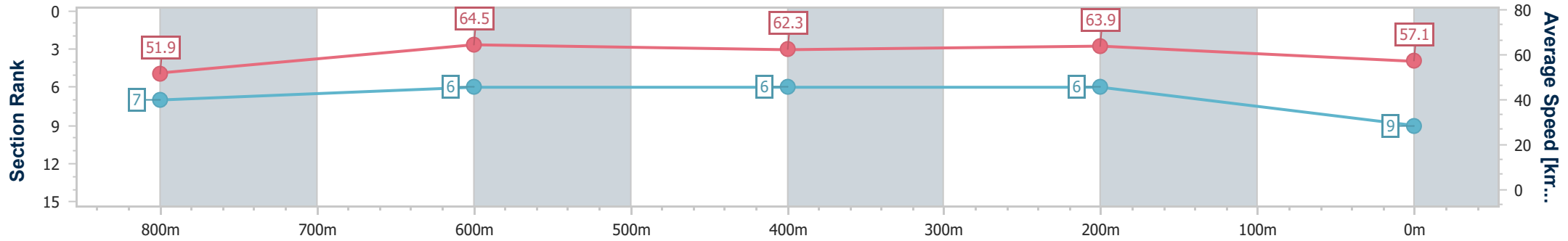
Sunshine Coast QLD Professional
Race 4: PFD FOODSERVICES BENCHMARK 65 Handicap - 1000m



26 May 2024 - 14:35

Track Rating: Soft 6, Weather: Fine, Rail Position: +12m

Section	Overall	800m	600m	400m	200m
Section Times	1:00.78 [9] (0:13.87)	0:46.91 [7] (0:11.23)	0:35.68 [6] (0:11.76)	0:23.92 [6] (0:11.30)	0:12.62 [6] (0:12.62)
Average Speed [km/h]	51.9	64.5	62.3	63.9	57.1
Top Speed [km/h]	67.1	66.0	64.2	65.4	62.0
Avg. Dist. to Rail [m]	4.6	2.1	3.3	3.6	4.2
Avg. Stride Freq. [Hz]	2.3	2.4	2.3	2.4	2.3
Avg. Stride Length [m]	6.4	7.6	7.4	7.5	6.8



- [] Ranking at each section and finish
- .-.- No data available at this section
- NA No data available