



# Mackay QLD Professional

## Race 2: LADBROKES COMMUNITIES QTIS Two-Years-Old Maiden Plate - 1200m

27 May 2024 - 13:06



MACKAY TURF CLUB  
Ooralea Racecourse

Track Rating: Good 4, Weather: Overcast, Rail Position: +2m Entire

Section		Overall	1000m	800m	600m	400m	200m	Last 600m					
Field Times		1:11.20 (0:13.50)	0:57.70 (0:11.14)	0:46.56 (0:11.51)	0:35.05 (0:11.49)	0:23.56 (0:11.57)	0:11.99 (0:11.99)	0:35.05					
Rank	TAB Horse/Jockey	Barrier	Top Speed [km/h]	Fastest Section								Margin	Distance Travelled [m]
1	8 <b>OUTBACK BANDIT</b> Chris Whiteley	2	66.0 1000m	0:11.24 1000m	1:11.20 [1] (0:14.08)	0:57.12 [5] (0:11.24)	0:45.88 [4] (0:11.39)	0:34.49 [4] (0:11.50)	0:22.99 [4] (0:11.29)	0:11.70 [2] (0:11.70)	1:11.20	0:34.49	
2	6 <b>OBLIGATED</b> Ryan Wiggins	12	68.3 1000m	0:11.14 1000m	1:11.62 [2] (0:13.50)	0:58.12 [1] (0:11.14)	0:46.98 [1] (0:11.52)	0:35.46 [2] (0:11.48)	0:23.98 [1] (0:11.57)	0:12.41 [1] (0:12.41)	2.46L	0:35.46	-2
3	7 <b>OFFANGO</b> Jackson Murphy	4	66.2 1000m	0:11.11 1000m	1:11.64 [3] (0:13.62)	0:58.02 [2] (0:11.11)	0:46.91 [3] (0:11.45)	0:35.46 [3] (0:11.86)	0:23.60 [3] (0:11.55)	0:12.05 [3] (0:12.05)	2.59L	0:35.46	+4
4	4 <b>MISHANI I AM</b> Gabrielle Semmens	8	64.9 1000m	0:11.43 800m	1:12.67 [4] (0:13.92)	0:58.75 [4] (0:11.45)	0:47.30 [5] (0:11.43)	0:35.87 [5] (0:11.69)	0:24.18 [5] (0:11.66)	0:12.52 [5] (0:12.52)	8.64L	0:35.87	+5
5	11 <b>MISHANI AMORE</b> Denicious Smith	11	64.6 1000m	0:11.46 1000m	1:13.27 [5] (0:14.18)	0:59.09 [6] (0:11.46)	0:47.63 [6] (0:11.56)	0:36.07 [6] (0:11.63)	0:24.44 [6] (0:11.92)	0:12.52 [6] (0:12.52)	12.17L	0:36.07	-2
6	3 <b>MISHANI BURN</b> Georgina Cartwright	9	64.0 1000m	0:11.50 1000m	1:13.47 [6] (0:14.22)	0:59.25 [7] (0:11.50)	0:47.75 [7] (0:11.66)	0:36.09 [7] (0:12.10)	0:23.99 [8] (0:11.83)	0:12.16 [7] (0:12.16)	13.35L	0:36.09	+2
7	1 <b>CARE TAKER</b> Justin Stanley	5	63.7 1000m	0:11.46 1000m	1:13.53 [7] (0:14.36)	0:59.17 [9] (0:11.46)	0:47.71 [8] (0:11.70)	0:36.01 [8] (0:11.95)	0:24.06 [7] (0:11.96)	0:12.10 [8] (0:12.10)	13.67L	0:36.01	-4
8	10 <b>LOOMING LEGEND</b> Brooke Johnson	3	67.0 1000m	0:11.00 1000m	1:13.74 [8] (0:13.71)	1:00.03 [3] (0:11.00)	0:49.03 [2] (0:11.44)	0:37.59 [1] (0:11.88)	0:25.71 [2] (0:12.03)	0:13.68 [4] (0:13.68)	14.92L	0:37.59	+0
9	5 <b>MISHANI WOLF</b> Nathan Thomas	10	64.1 800m	0:11.66 800m	1:15.63 [9] (0:14.29)	1:01.34 [8] (0:11.68)	0:49.66 [9] (0:11.66)	0:38.00 [9] (0:12.12)	0:25.88 [9] (0:12.36)	0:13.52 [9] (0:13.52)	26.05L	0:38.00	+4

Scratched: Scrub Chain (#9), Greylist (#2), Fraser's Ridge (#12)



Horse/Jockey Name	Outback Bandit
Final Rank	1
Fastest Section Time (Section)	0:11.24 (1000m)
Top Speed [km/h] (Section)	66.0 (1000m)
Race State	Finished

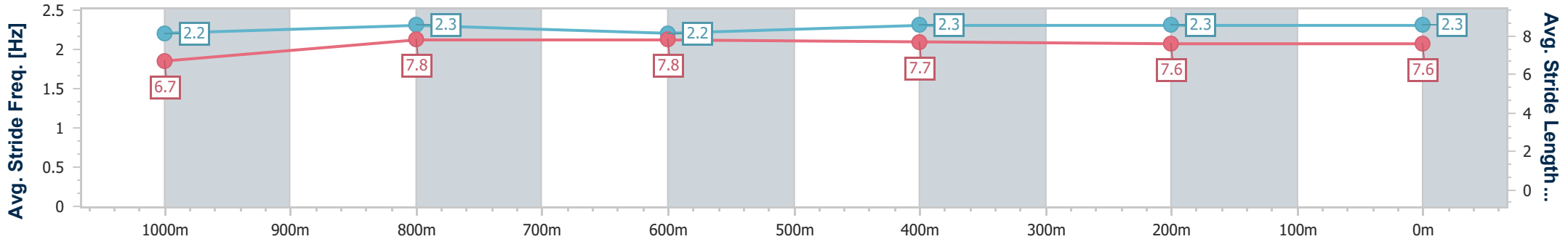
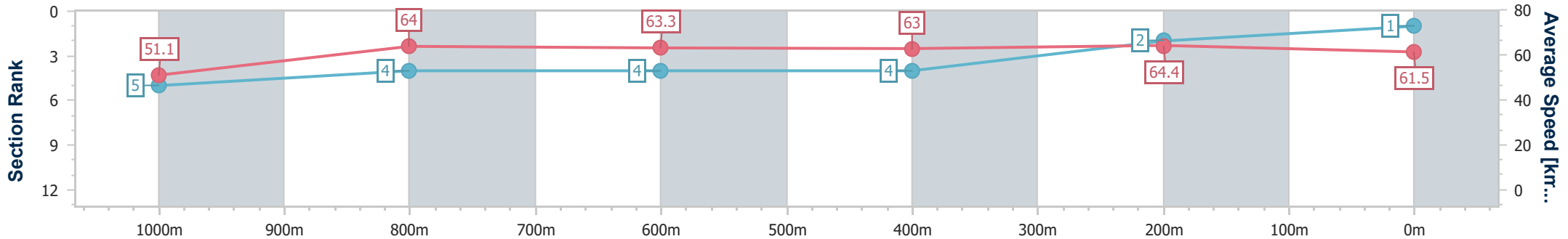


Mackay QLD Professional  
 Race 2: LADBROKES COMMUNITIES QTIS Two-Years-Old  
 Maiden Plate - 1200m  
 27 May 2024 - 13:06



Track Rating: Good 4, Weather: Overcast, Rail Position: +2m Entire

Section	Overall	1000m	800m	600m	400m	200m
Section Times	1:11.20 [1] (0:14.08)	0:57.12 [5] (0:11.24)	0:45.88 [4] (0:11.39)	0:34.49 [4] (0:11.50)	0:22.99 [4] (0:11.29)	0:11.70 [2] (0:11.70)
Average Speed [km/h]	51.1	64.0	63.3	63.0	64.4	61.5
Top Speed [km/h]	62.1	66.0	65.0	64.3	65.3	64.2
Avg. Dist. to Rail [m]	1.3	0.5	0.8	0.8	4.5	4.4
Avg. Stride Freq. [Hz]	2.2	2.3	2.2	2.3	2.3	2.3
Avg. Stride Length [m]	6.7	7.8	7.8	7.7	7.6	7.6



- [ ] Ranking at each section and finish
- .-.- No data available at this section
- NA No data available



Horse/Jockey Name	Obligated
Final Rank	2
Fastest Section Time (Section)	0:11.14 (1000m)
Top Speed [km/h] (Section)	68.3 (1000m)
Race State	Finished

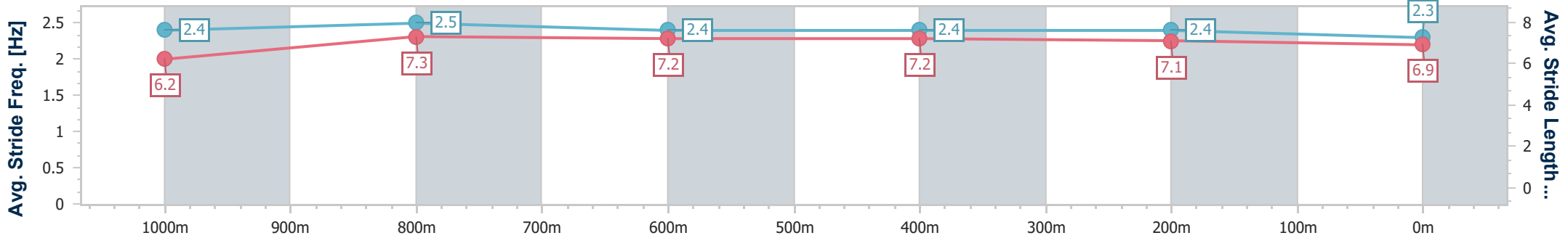
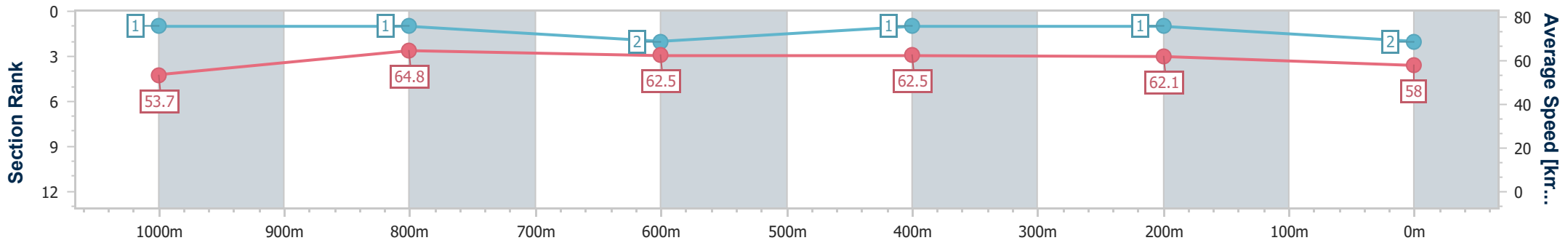


Mackay QLD Professional  
 Race 2: LADBROKES COMMUNITIES QTIS Two-Years-Old  
 Maiden Plate - 1200m  
 27 May 2024 - 13:06



Track Rating: Good 4, Weather: Overcast, Rail Position: +2m Entire

Section	Overall	1000m	800m	600m	400m	200m
Section Times	1:11.62 [2] (0:13.50)	0:58.12 [1] (0:11.14)	0:46.98 [1] (0:11.52)	0:35.46 [2] (0:11.48)	0:23.98 [1] (0:11.57)	0:12.41 [1] (0:12.41)
Average Speed [km/h]	53.7	64.8	62.5	62.5	62.1	58.0
Top Speed [km/h]	68.2	68.3	64.3	63.8	63.3	61.7
Avg. Dist. to Rail [m]	6.2	0.2	0.8	0.6	1.1	2.4
Avg. Stride Freq. [Hz]	2.4	2.5	2.4	2.4	2.4	2.3
Avg. Stride Length [m]	6.2	7.3	7.2	7.2	7.1	6.9



- [ ] Ranking at each section and finish
- .-.- No data available at this section
- NA No data available



Horse/Jockey Name	Offango
Final Rank	3
Fastest Section Time (Section)	0:11.11 (1000m)
Top Speed [km/h] (Section)	66.2 (1000m)
Race State	Finished

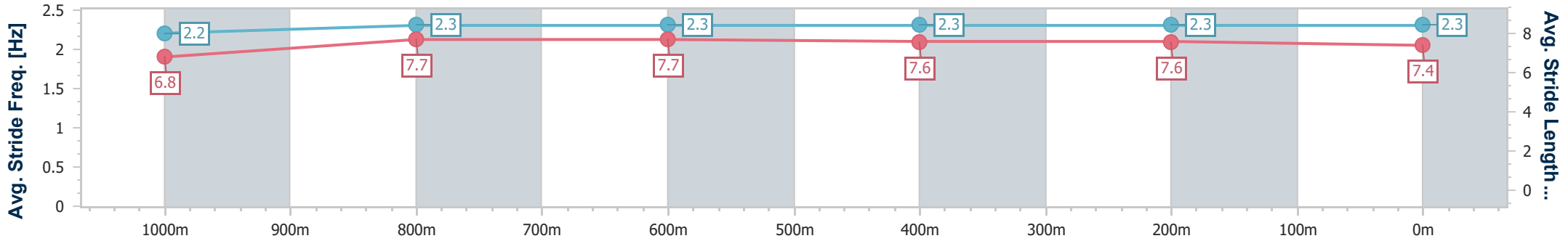
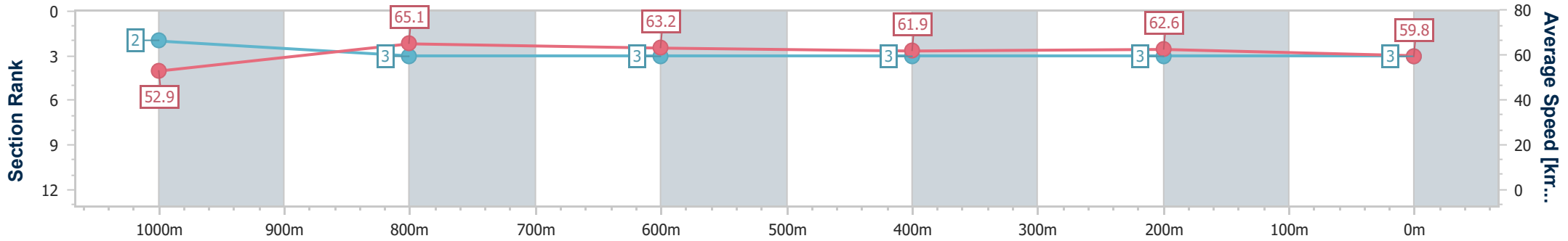


Mackay QLD Professional  
 Race 2: LADBROKES COMMUNITIES QTIS Two-Years-Old  
 Maiden Plate - 1200m  
 27 May 2024 - 13:06



Track Rating: Good 4, Weather: Overcast, Rail Position: +2m Entire

Section	Overall	1000m	800m	600m	400m	200m
Section Times	1:11.64 [3] (0:13.62)	0:58.02 [2] (0:11.11)	0:46.91 [3] (0:11.45)	0:35.46 [3] (0:11.86)	0:23.60 [3] (0:11.55)	0:12.05 [3] (0:12.05)
Average Speed [km/h]	52.9	65.1	63.2	61.9	62.6	59.8
Top Speed [km/h]	64.0	66.2	64.6	63.8	63.5	63.4
Avg. Dist. to Rail [m]	2.6	1.4	2.0	2.7	3.1	4.2
Avg. Stride Freq. [Hz]	2.2	2.3	2.3	2.3	2.3	2.3
Avg. Stride Length [m]	6.8	7.7	7.7	7.6	7.6	7.4



- [ ] Ranking at each section and finish
- .-.- No data available at this section
- NA No data available



Horse/Jockey Name	Mishani I Am
Final Rank	4
Fastest Section Time (Section)	0:11.43 (800m)
Top Speed [km/h] (Section)	64.9 (1000m)
Race State	Finished

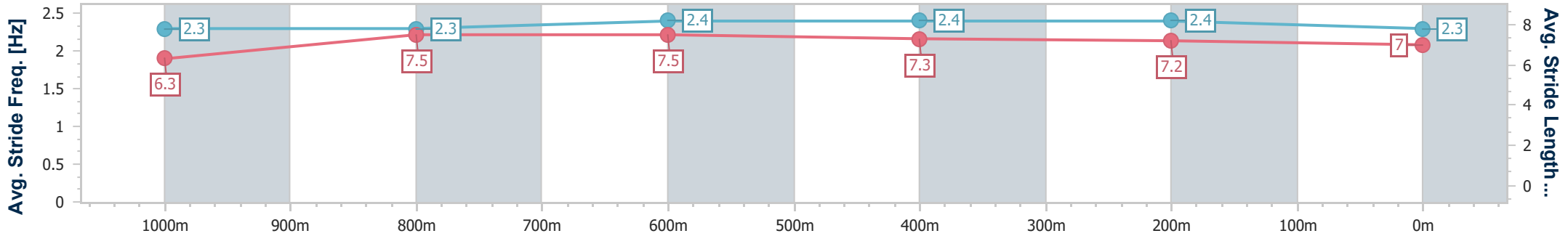
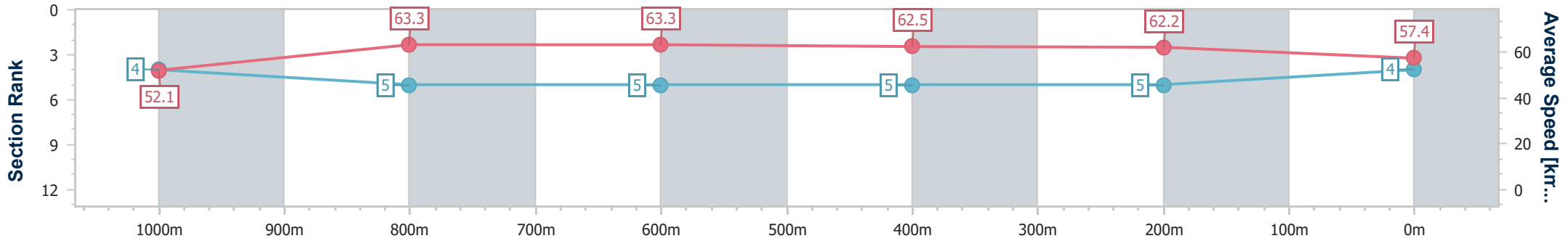


Mackay QLD Professional  
 Race 2: LADBROKES COMMUNITIES QTIS Two-Years-Old  
 Maiden Plate - 1200m  
 27 May 2024 - 13:06



Track Rating: Good 4, Weather: Overcast, Rail Position: +2m Entire

Section	Overall	1000m	800m	600m	400m	200m
Section Times	1:12.67 [4] (0:13.92)	0:58.75 [4] (0:11.45)	0:47.30 [5] (0:11.43)	0:35.87 [5] (0:11.69)	0:24.18 [5] (0:11.66)	0:12.52 [5] (0:12.52)
Average Speed [km/h]	52.1	63.3	63.3	62.5	62.2	57.4
Top Speed [km/h]	64.1	64.9	64.9	63.5	63.2	61.2
Avg. Dist. to Rail [m]	4.4	2.0	1.5	2.1	5.1	6.9
Avg. Stride Freq. [Hz]	2.3	2.3	2.4	2.4	2.4	2.3
Avg. Stride Length [m]	6.3	7.5	7.5	7.3	7.2	7.0



- [ ] Ranking at each section and finish
- .-.- No data available at this section
- NA No data available



Horse/Jockey Name	Mishani Amore
Final Rank	5
Fastest Section Time (Section)	0:11.46 (1000m)
Top Speed [km/h] (Section)	64.6 (1000m)
Race State	Finished

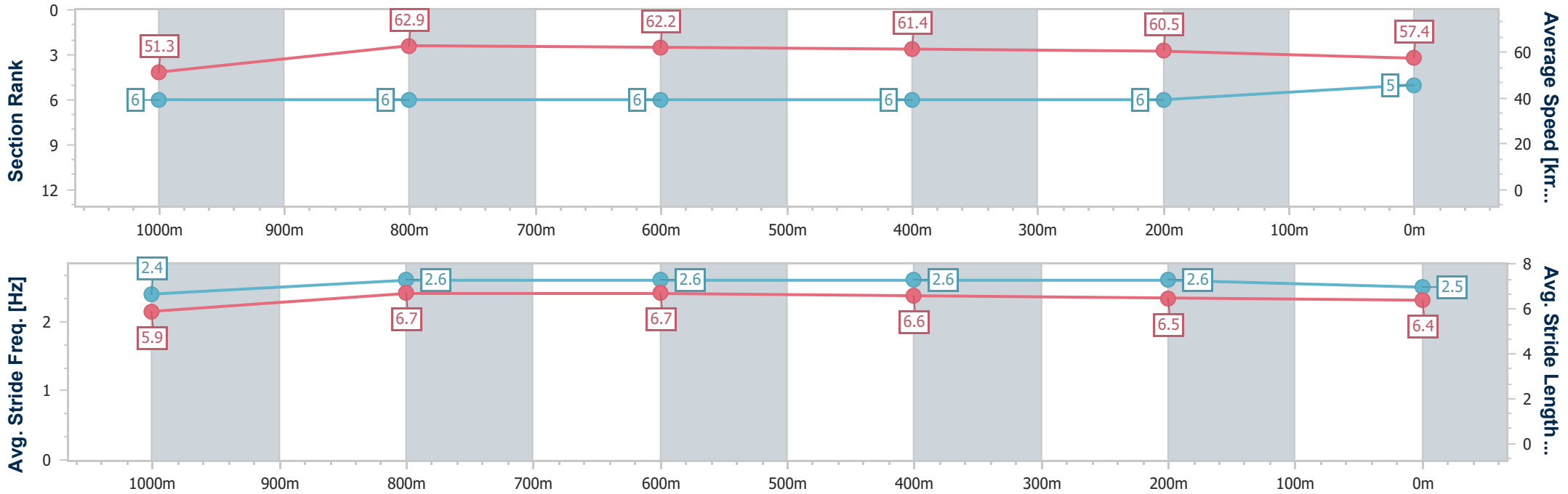


Mackay QLD Professional  
 Race 2: LADBROKES COMMUNITIES QTIS Two-Years-Old  
 Maiden Plate - 1200m  
 27 May 2024 - 13:06



Track Rating: Good 4, Weather: Overcast, Rail Position: +2m Entire

Section	Overall	1000m	800m	600m	400m	200m
Section Times	1:13.27 [5] (0:14.18)	0:59.09 [6] (0:11.46)	0:47.63 [6] (0:11.56)	0:36.07 [6] (0:11.63)	0:24.44 [6] (0:11.92)	0:12.52 [6] (0:12.52)
Average Speed [km/h]	51.3	62.9	62.2	61.4	60.5	57.4
Top Speed [km/h]	64.0	64.6	64.2	62.9	62.2	60.1
Avg. Dist. to Rail [m]	6.6	1.3	0.5	1.2	2.0	2.6
Avg. Stride Freq. [Hz]	2.4	2.6	2.6	2.6	2.6	2.5
Avg. Stride Length [m]	5.9	6.7	6.7	6.6	6.5	6.4



- [ ] Ranking at each section and finish
- .-.- No data available at this section
- NA No data available



Horse/Jockey Name	Mishani Burn
Final Rank	6
Fastest Section Time (Section)	0:11.50 (1000m)
Top Speed [km/h] (Section)	64.0 (1000m)
Race State	Finished

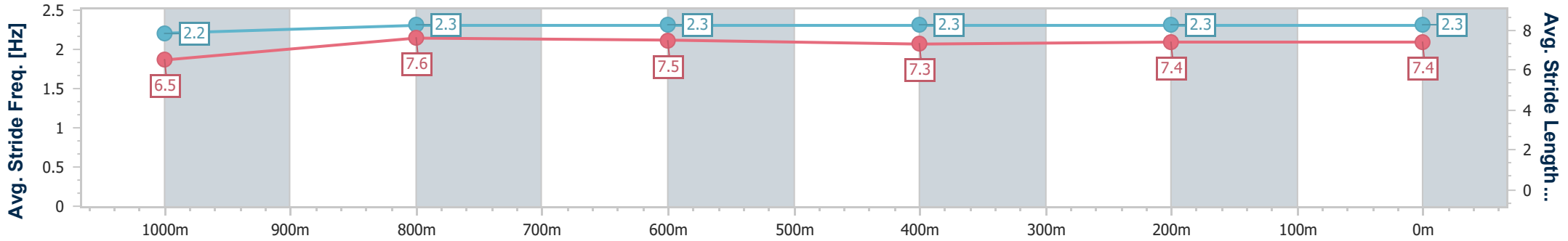
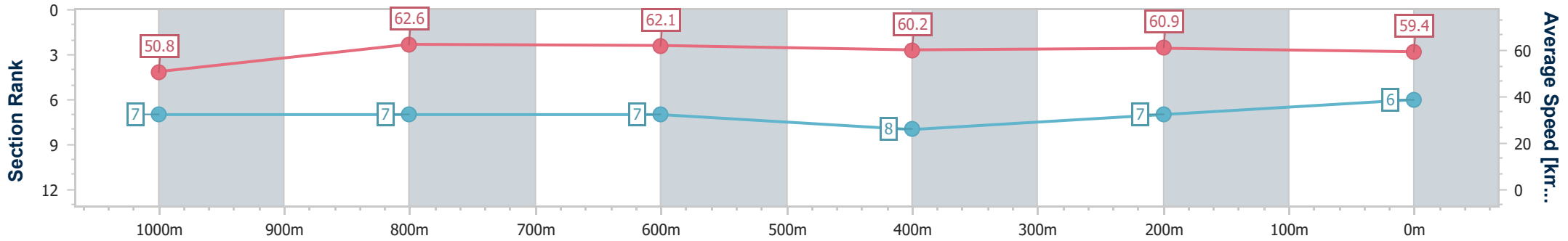


Mackay QLD Professional  
 Race 2: LADBROKES COMMUNITIES QTIS Two-Years-Old  
 Maiden Plate - 1200m  
 27 May 2024 - 13:06



Track Rating: Good 4, Weather: Overcast, Rail Position: +2m Entire

Section	Overall	1000m	800m	600m	400m	200m
Section Times	1:13.47 [6] (0:14.22)	0:59.25 [7] (0:11.50)	0:47.75 [7] (0:11.66)	0:36.09 [7] (0:12.10)	0:23.99 [8] (0:11.83)	0:12.16 [7] (0:12.16)
Average Speed [km/h]	50.8	62.6	62.1	60.2	60.9	59.4
Top Speed [km/h]	63.5	64.0	63.6	61.9	62.5	60.7
Avg. Dist. to Rail [m]	3.1	0.7	1.4	1.6	2.6	4.5
Avg. Stride Freq. [Hz]	2.2	2.3	2.3	2.3	2.3	2.3
Avg. Stride Length [m]	6.5	7.6	7.5	7.3	7.4	7.4



- [ ] Ranking at each section and finish
- .-.- No data available at this section
- NA No data available



Horse/Jockey Name	Care Taker
Final Rank	7
Fastest Section Time (Section)	0:11.46 (1000m)
Top Speed [km/h] (Section)	63.7 (1000m)
Race State	Finished

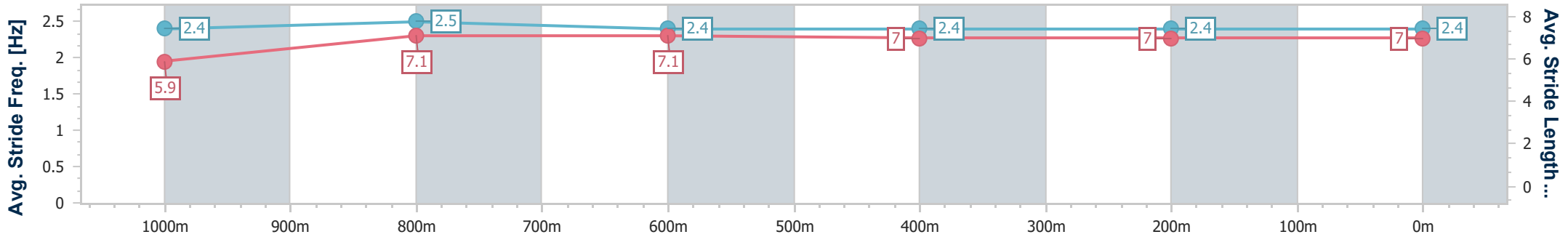
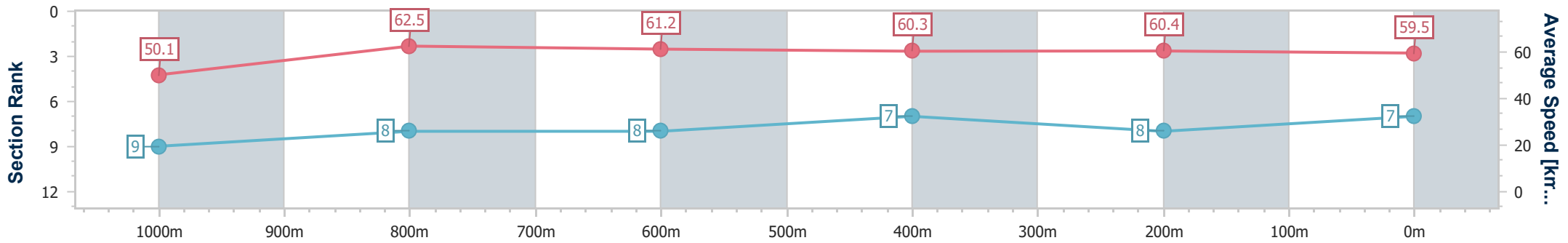


Mackay QLD Professional  
 Race 2: LADBROKES COMMUNITIES QTIS Two-Years-Old  
 Maiden Plate - 1200m  
 27 May 2024 - 13:06



Track Rating: Good 4, Weather: Overcast, Rail Position: +2m Entire

Section	Overall	1000m	800m	600m	400m	200m
Section Times	1:13.53 [7] (0:14.36)	0:59.17 [9] (0:11.46)	0:47.71 [8] (0:11.70)	0:36.01 [8] (0:11.95)	0:24.06 [7] (0:11.96)	0:12.10 [8]
Average Speed [km/h]	50.1	62.5	61.2	60.3	60.4	59.5
Top Speed [km/h]	63.7	63.7	63.5	61.8	62.5	62.9
Avg. Dist. to Rail [m]	2.1	1.7	1.6	0.7	1.6	2.4
Avg. Stride Freq. [Hz]	2.4	2.5	2.4	2.4	2.4	2.4
Avg. Stride Length [m]	5.9	7.1	7.1	7.0	7.0	7.0



- [ ] Ranking at each section and finish
- .-.- No data available at this section
- NA No data available





Horse/Jockey Name	Looming Legend
Final Rank	8
Fastest Section Time (Section)	0:11.00 (1000m)
Top Speed [km/h] (Section)	67.0 (1000m)
Race State	Finished

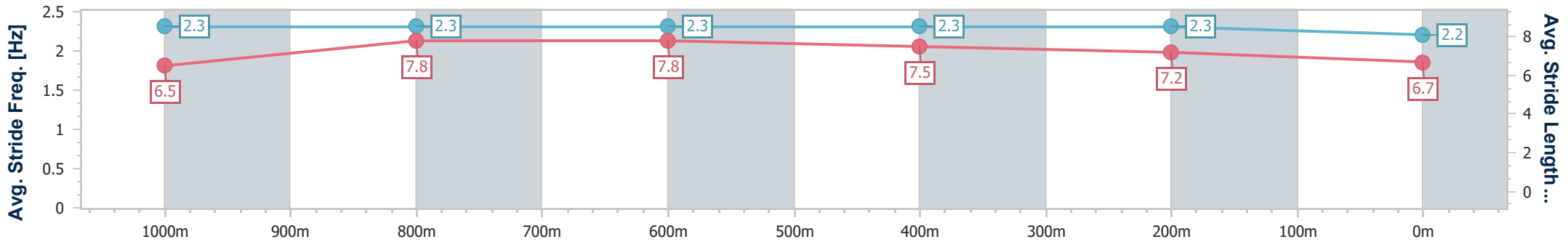
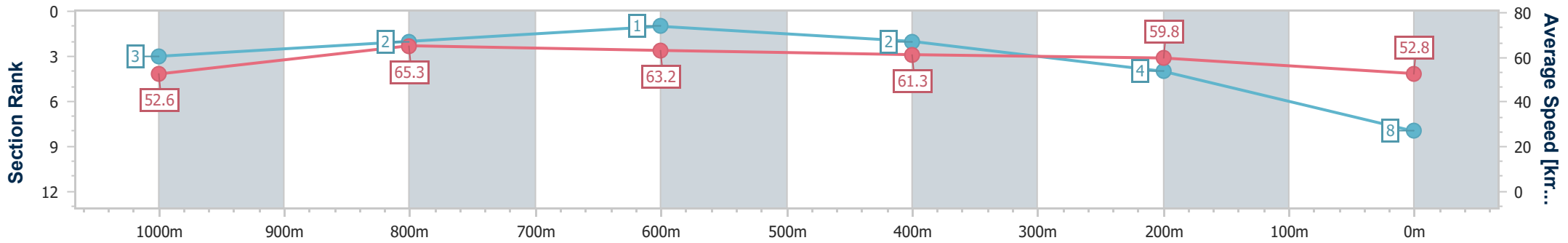


Mackay QLD Professional  
 Race 2: LADBROKES COMMUNITIES QTIS Two-Years-Old  
 Maiden Plate - 1200m  
 27 May 2024 - 13:06



Track Rating: Good 4, Weather: Overcast, Rail Position: +2m Entire

Section	Overall	1000m	800m	600m	400m	200m
Section Times	1:13.74 [8] (0:13.71)	1:00.03 [3] (0:11.00)	0:49.03 [2] (0:11.44)	0:37.59 [1] (0:11.88)	0:25.71 [2] (0:12.03)	0:13.68 [4] (0:13.68)
Average Speed [km/h]	52.6	65.3	63.2	61.3	59.8	52.8
Top Speed [km/h]	63.8	67.0	64.9	62.5	61.6	57.7
Avg. Dist. to Rail [m]	1.8	0.2	0.6	1.4	1.7	2.0
Avg. Stride Freq. [Hz]	2.3	2.3	2.3	2.3	2.3	2.2
Avg. Stride Length [m]	6.5	7.8	7.8	7.5	7.2	6.7



- [ ] Ranking at each section and finish
- .-.- No data available at this section
- NA No data available



Horse/Jockey Name	Mishani Wolf
Final Rank	9
Fastest Section Time (Section)	0:11.66 (800m)
Top Speed [km/h] (Section)	64.1 (800m)
Race State	Finished

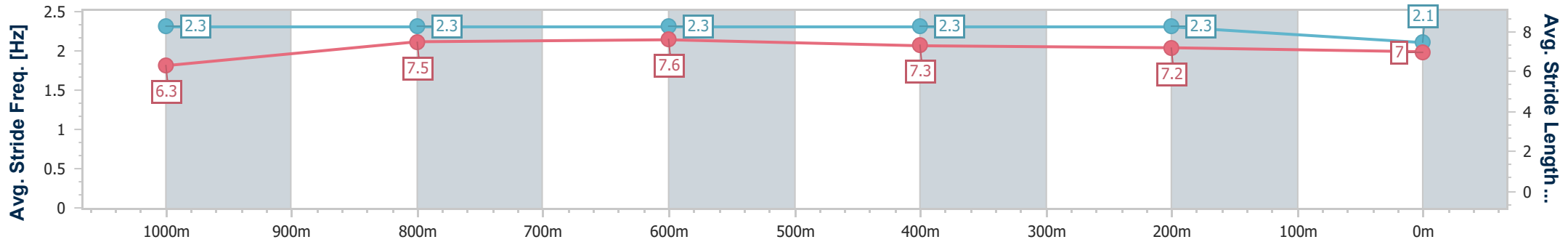
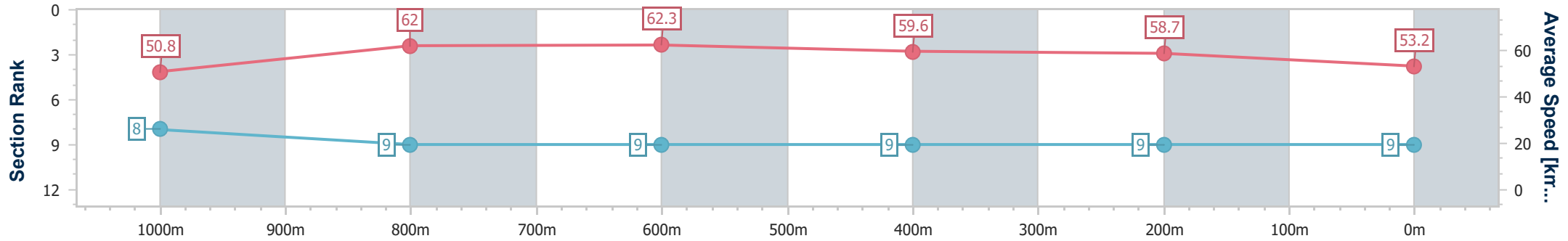


Mackay QLD Professional  
 Race 2: LADBROKES COMMUNITIES QTIS Two-Years-Old  
 Maiden Plate - 1200m  
 27 May 2024 - 13:06



Track Rating: Good 4, Weather: Overcast, Rail Position: +2m Entire

Section	Overall	1000m	800m	600m	400m	200m
Section Times	1:15.63 [9] (0:14.29)	1:01.34 [8] (0:11.68)	0:49.66 [9] (0:11.66)	0:38.00 [9] (0:12.12)	0:25.88 [9] (0:12.36)	0:13.52 [9] (0:13.52)
Average Speed [km/h]	50.8	62.0	62.3	59.6	58.7	53.2
Top Speed [km/h]	62.7	63.6	64.1	60.6	59.4	58.5
Avg. Dist. to Rail [m]	5.8	2.2	2.0	0.9	2.7	2.0
Avg. Stride Freq. [Hz]	2.3	2.3	2.3	2.3	2.3	2.1
Avg. Stride Length [m]	6.3	7.5	7.6	7.3	7.2	7.0



- [ ] Ranking at each section and finish
- .-.- No data available at this section
- NA No data available