



# Doomben QLD Professional

## Race 4: WORLD POOL ON 1 JUNE OPEN Handicap - 1200m

29 May 2024 - 13:56



BRISBANE  
RACING CLUB

Track Rating: Soft 5, Weather: Fine, Rail Position: +5m Entire

Section		Overall	1000m	800m	600m	400m	200m	Last 600m					
Field Times		1:09.51 (0:13.61)	0:55.90 (0:10.90)	0:45.00 (0:11.42)	0:33.58 (0:11.57)	0:22.01 (0:10.66)	0:11.35 (0:11.35)	0:33.58					
Rank	TAB Horse/Jockey	Barrier	Top Speed [km/h]	Fastest Section	Margin						Distance Travelled [m]		
1	7 MIDNIGHT IN TOKYO Bailey Wheeler	7	69.5 Overall	0:10.71 400m	1:09.51 [1] (0:13.62)	0:55.89 [2] (0:10.96)	0:44.93 [2] (0:11.54)	0:33.39 [3] (0:11.47)	0:21.92 [3] (0:10.71)	0:11.21 [2] (0:11.21)	1:09.51	0:33.39	
2	4 HOLD ON HONEY Emily Lang	3	68.4 400m	0:10.66 400m	1:09.56 [2] (0:13.61)	0:55.95 [1] (0:10.90)	0:45.05 [1] (0:11.42)	0:33.63 [1] (0:11.57)	0:22.06 [1] (0:10.66)	0:11.40 [1] (0:11.40)	0.3L	0:33.63	-3
3	8 PUNCH LANE Kyle Wilson-Taylor	5	68.2 400m	0:10.67 400m	1:09.87 [3] (0:14.13)	0:55.74 [6] (0:11.05)	0:44.69 [6] (0:11.33)	0:33.36 [5] (0:11.43)	0:21.93 [6] (0:10.67)	0:11.26 [5] (0:11.26)	2.1L	0:33.36	-4
4	3 DREAM HOUR Craig Williams	8	68.6 400m	0:10.66 400m	1:09.88 [4] (0:14.31)	0:55.57 [7] (0:11.10)	0:44.47 [7] (0:11.32)	0:33.15 [7] (0:11.38)	0:21.77 [8] (0:10.66)	0:11.11 [8] (0:11.11)	2.14L	0:33.15	+2
4	6 SAILOR'S SECRET Cejay Graham	1	67.2 1000m	0:10.95 400m	1:09.88 [4] (0:13.80)	0:56.08 [4] (0:10.97)	0:45.11 [3] (0:11.34)	0:33.77 [2] (0:11.45)	0:22.32 [2] (0:10.95)	0:11.37 [3] (0:11.37)	2.14L	0:33.77	-4
6	2 OVIDIUS Blake Shinn	2	68.4 400m	0:10.75 400m	1:10.00 [6] (0:13.99)	0:56.01 [5] (0:11.08)	0:44.93 [5] (0:11.46)	0:33.47 [6] (0:11.38)	0:22.09 [5] (0:10.75)	0:11.34 [6] (0:11.34)	2.86L	0:33.47	+0
7	10 NOBLE STYLE Sean Cormack	4	68.2 400m	0:10.83 400m	1:10.29 [7] (0:13.70)	0:56.59 [3] (0:11.11)	0:45.48 [4] (0:11.55)	0:33.93 [4] (0:11.38)	0:22.55 [4] (0:10.83)	0:11.72 [4] (0:11.72)	4.58L	0:33.93	+1
8	5 MISSISSIPPI PRINCE Samantha Collett	10	67.6 400m	0:10.81 400m	1:10.32 [8] (0:14.40)	0:55.92 [8] (0:11.06)	0:44.86 [8] (0:11.39)	0:33.47 [8] (0:11.09)	0:22.38 [7] (0:10.81)	0:11.57 [7] (0:11.57)	4.74L	0:33.47	-5

Scratched: Bonaparte (#1), Air Marshal (#9)



Horse/Jockey Name	Midnight In Tokyo
Final Rank	1
Fastest Section Time (Section)	0:10.71 (400m)
Top Speed [km/h] (Section)	69.5 (Overall)
Race State	Finished

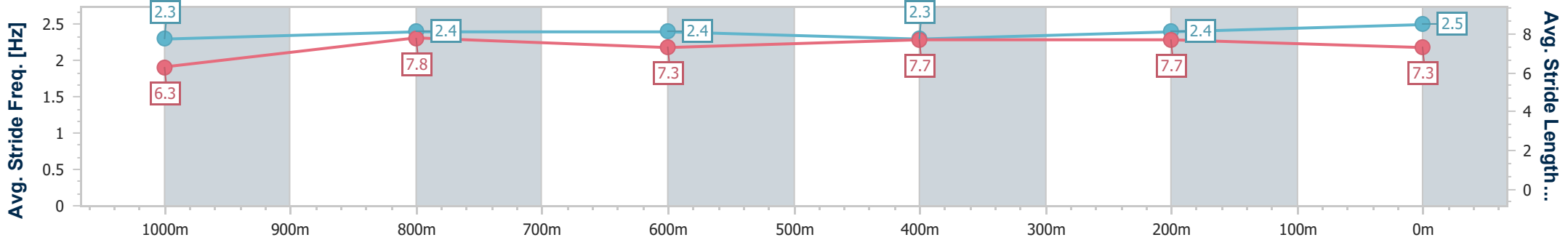
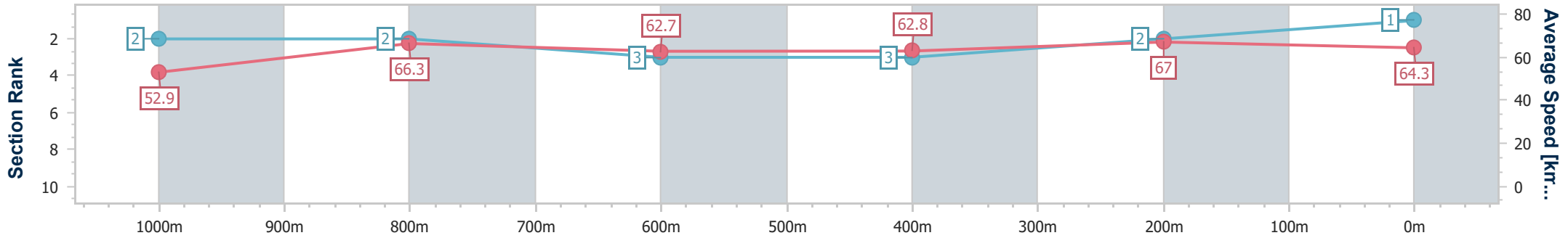


**Doomben QLD Professional**  
**Race 4: WORLD POOL ON 1 JUNE OPEN Handicap - 1200m**  
 29 May 2024 - 13:56  
 Track Rating: Soft 5, Weather: Fine, Rail Position: +5m Entire



BRISBANE  
RACING CLUB

Section	Overall	1000m	800m	600m	400m	200m
Section Times	1:09.51 [1] (0:13.62)	0:55.89 [2] (0:10.96)	0:44.93 [2] (0:11.54)	0:33.39 [3] (0:11.47)	0:21.92 [3] (0:10.71)	0:11.21 [2]
Average Speed [km/h]	52.9	66.3	62.7	62.8	67.0	64.3
Top Speed [km/h]	69.5	69.4	64.1	65.3	68.5	67.3
Avg. Dist. to Rail [m]	4.5	2.9	1.5	0.7	1.4	1.4
Avg. Stride Freq. [Hz]	2.3	2.4	2.4	2.3	2.4	2.5
Avg. Stride Length [m]	6.3	7.8	7.3	7.7	7.7	7.3



- [ ] Ranking at each section and finish
- .-.- No data available at this section
- NA No data available



Horse/Jockey Name	Hold On Honey
Final Rank	2
Fastest Section Time (Section)	0:10.66 (400m)
Top Speed [km/h] (Section)	68.4 (400m)
Race State	Finished

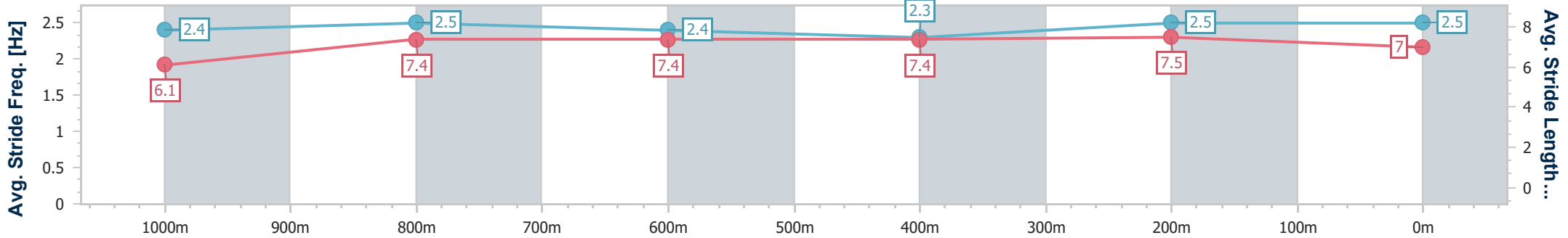
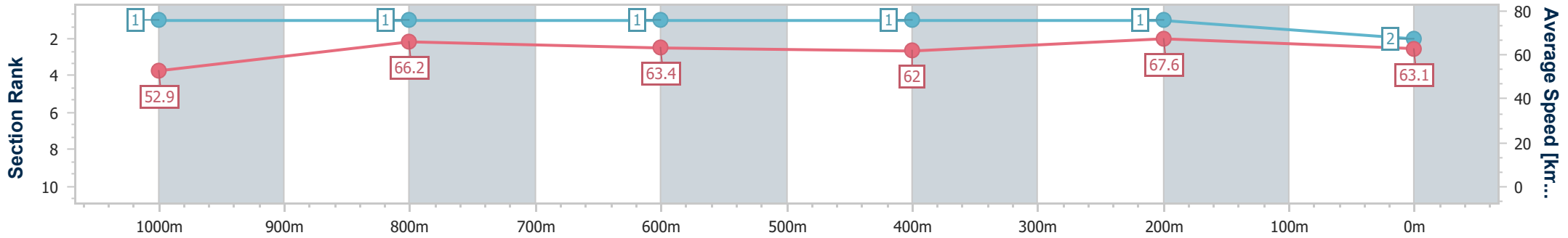


**Doomben QLD Professional**  
**Race 4: WORLD POOL ON 1 JUNE OPEN Handicap - 1200m**  
 29 May 2024 - 13:56  
 Track Rating: Soft 5, Weather: Fine, Rail Position: +5m Entire



BRISBANE  
RACING CLUB

Section	Overall	1000m	800m	600m	400m	200m
Section Times	1:09.56 [2] (0:13.61)	0:55.95 [1] (0:10.90)	0:45.05 [1] (0:11.42)	0:33.63 [1] (0:11.57)	0:22.06 [1] (0:10.66)	0:11.40 [1] (0:11.40)
Average Speed [km/h]	52.9	66.2	63.4	62.0	67.6	63.1
Top Speed [km/h]	66.9	67.8	65.3	64.8	68.4	66.5
Avg. Dist. to Rail [m]	2.4	1.1	0.6	0.4	1.5	2.2
Avg. Stride Freq. [Hz]	2.4	2.5	2.4	2.3	2.5	2.5
Avg. Stride Length [m]	6.1	7.4	7.4	7.4	7.5	7.0



- [ ] Ranking at each section and finish
- .-.- No data available at this section
- NA No data available



Horse/Jockey Name	Punch Lane
Final Rank	3
Fastest Section Time (Section)	0:10.67 (400m)
Top Speed [km/h] (Section)	68.2 (400m)
Race State	Finished

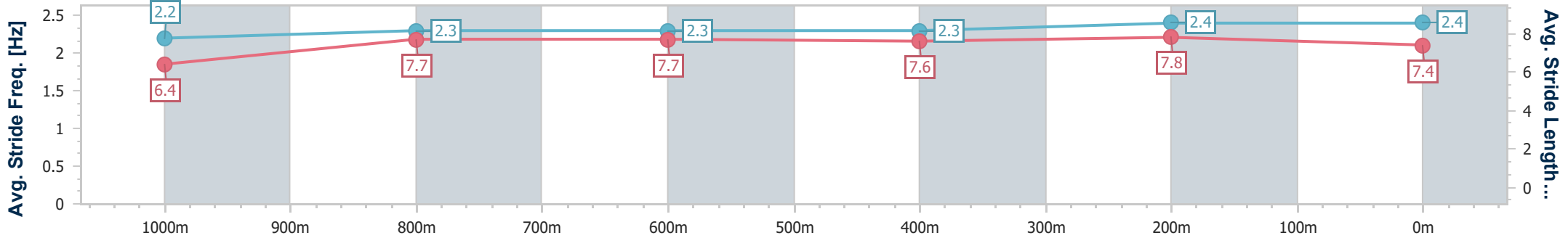
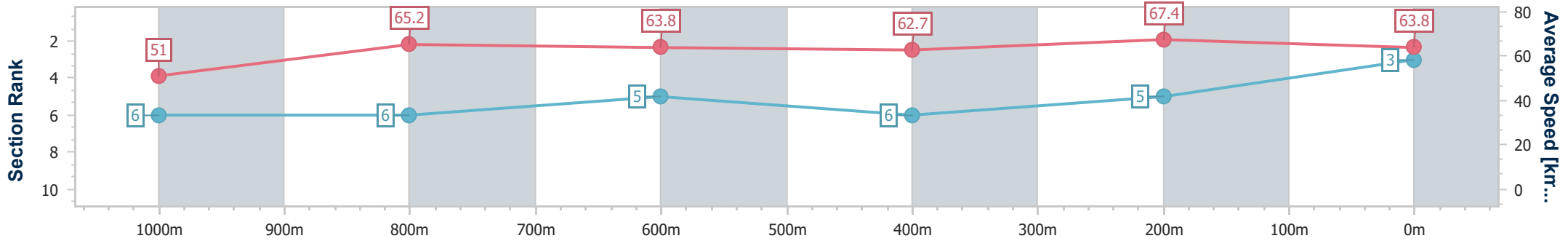


**Doomben QLD Professional**  
**Race 4: WORLD POOL ON 1 JUNE OPEN Handicap - 1200m**  
 29 May 2024 - 13:56  
 Track Rating: Soft 5, Weather: Fine, Rail Position: +5m Entire



BRISBANE  
RACING CLUB

Section	Overall	1000m	800m	600m	400m	200m
Section Times	1:09.87 [3] (0:14.13)	0:55.74 [6] (0:11.05)	0:44.69 [6] (0:11.33)	0:33.36 [5] (0:11.43)	0:21.93 [6] (0:10.67)	0:11.26 [5]
Average Speed [km/h]	51.0	65.2	63.8	62.7	67.4	63.8
Top Speed [km/h]	64.9	66.3	64.7	64.1	68.2	67.2
Avg. Dist. to Rail [m]	3.2	1.1	0.2	0.6	0.7	1.2
Avg. Stride Freq. [Hz]	2.2	2.3	2.3	2.3	2.4	2.4
Avg. Stride Length [m]	6.4	7.7	7.7	7.6	7.8	7.4



- [ ] Ranking at each section and finish
- .-.- No data available at this section
- NA No data available



Horse/Jockey Name	Dream Hour
Final Rank	4
Fastest Section Time (Section)	0:10.66 (400m)
Top Speed [km/h] (Section)	68.6 (400m)
Race State	Finished

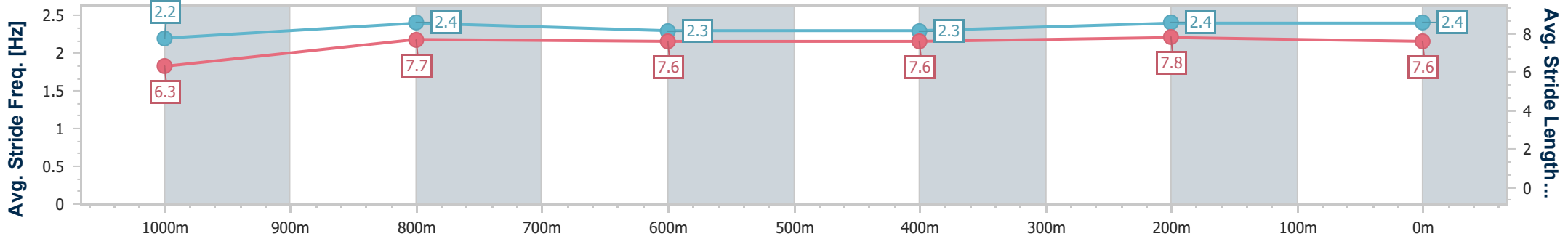
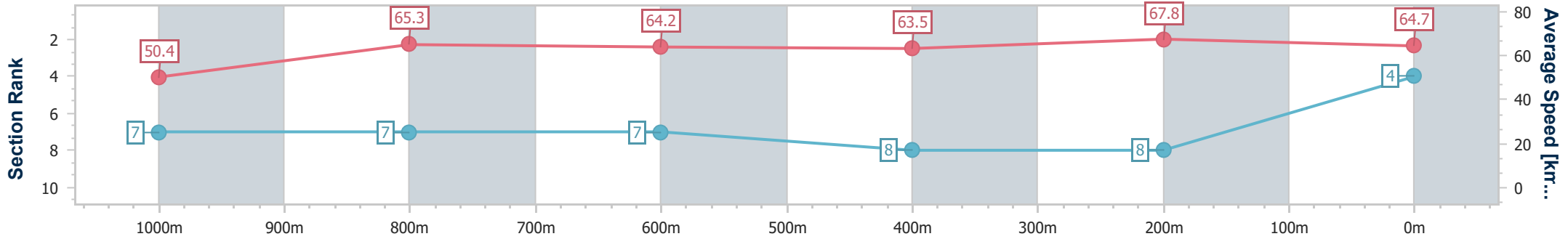


**Doomben QLD Professional**  
**Race 4: WORLD POOL ON 1 JUNE OPEN Handicap - 1200m**  
 29 May 2024 - 13:56  
 Track Rating: Soft 5, Weather: Fine, Rail Position: +5m Entire



BRISBANE  
RACING CLUB

Section	Overall	1000m	800m	600m	400m	200m
Section Times	1:09.88 [4] (0:14.31)	0:55.57 [7] (0:11.10)	0:44.47 [7] (0:11.32)	0:33.15 [7] (0:11.38)	0:21.77 [8] (0:10.66)	0:11.11 [8] (0:11.11)
Average Speed [km/h]	50.4	65.3	64.2	63.5	67.8	64.7
Top Speed [km/h]	65.6	66.7	66.9	65.7	68.6	67.1
Avg. Dist. to Rail [m]	4.6	2.3	1.9	1.1	2.7	5.4
Avg. Stride Freq. [Hz]	2.2	2.4	2.3	2.3	2.4	2.4
Avg. Stride Length [m]	6.3	7.7	7.6	7.6	7.8	7.6



- [ ] Ranking at each section and finish
- .-.- No data available at this section
- NA No data available



Horse/Jockey Name	Sailor's Secret
Final Rank	4
Fastest Section Time (Section)	0:10.95 (400m)
Top Speed [km/h] (Section)	67.2 (1000m)
Race State	Finished

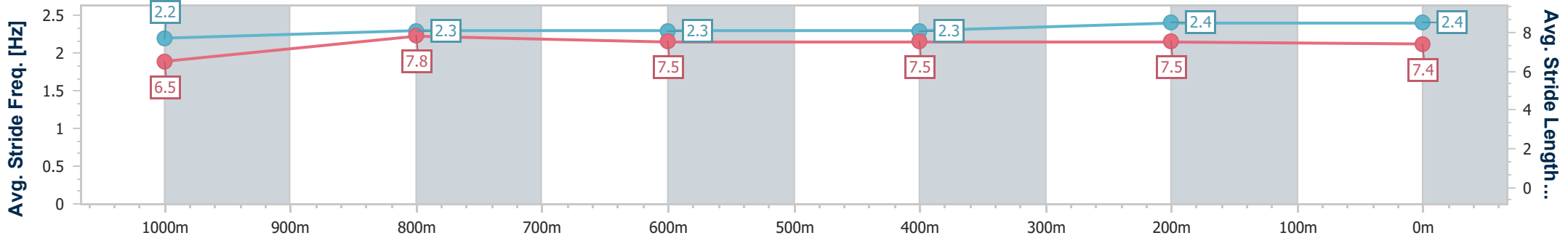
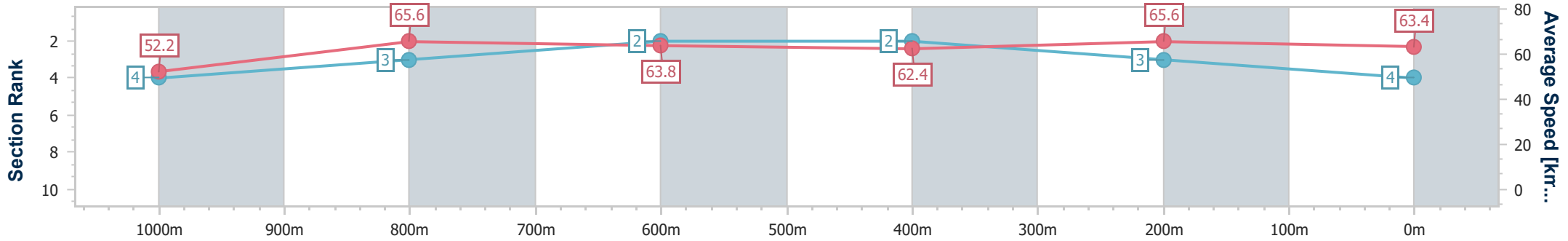


**Doomben QLD Professional**  
**Race 4: WORLD POOL ON 1 JUNE OPEN Handicap - 1200m**  
 29 May 2024 - 13:56  
 Track Rating: Soft 5, Weather: Fine, Rail Position: +5m Entire



BRISBANE  
RACING CLUB

Section	Overall	1000m	800m	600m	400m	200m
Section Times	1:09.88 [4] (0:13.80)	0:56.08 [4] (0:10.97)	0:45.11 [3] (0:11.34)	0:33.77 [2] (0:11.45)	0:22.32 [2] (0:10.95)	0:11.37 [3]
Average Speed [km/h]	52.2	65.6	63.8	62.4	65.6	63.4
Top Speed [km/h]	65.0	67.2	65.2	63.7	66.0	66.1
Avg. Dist. to Rail [m]	0.6	0.5	0.3	0.9	1.9	1.0
Avg. Stride Freq. [Hz]	2.2	2.3	2.3	2.3	2.4	2.4
Avg. Stride Length [m]	6.5	7.8	7.5	7.5	7.5	7.4



- [ ] Ranking at each section and finish
- .-.- No data available at this section
- NA No data available



Horse/Jockey Name	Ovidius
Final Rank	6
Fastest Section Time (Section)	0:10.75 (400m)
Top Speed [km/h] (Section)	68.4 (400m)
Race State	Finished

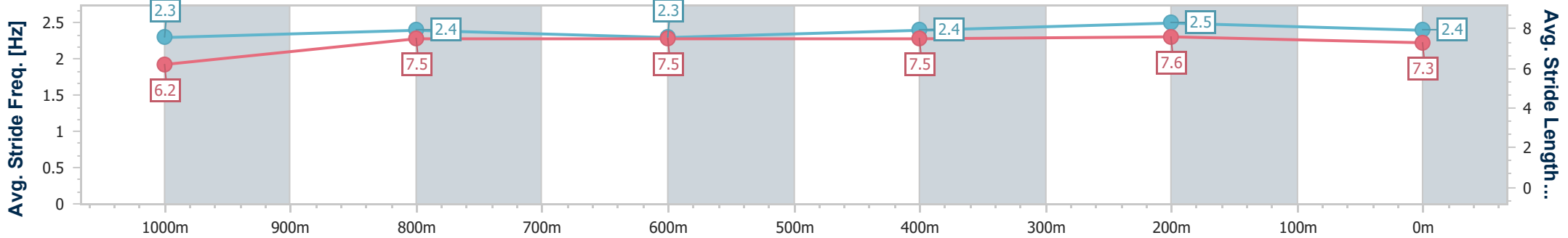
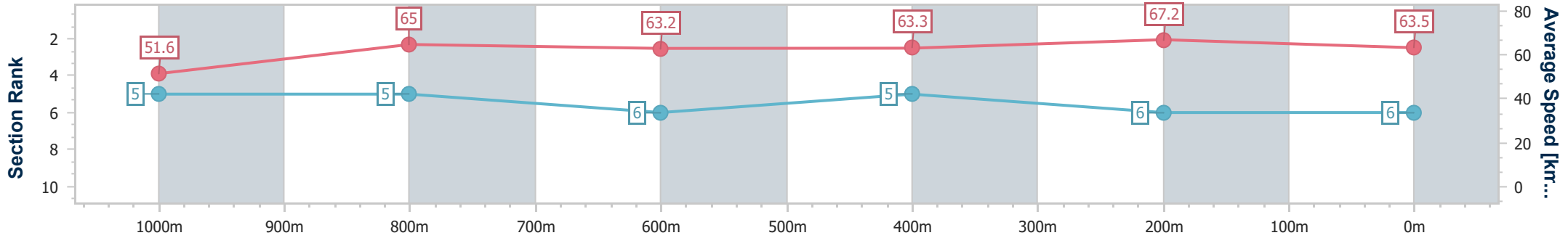


**Doomben QLD Professional**  
**Race 4: WORLD POOL ON 1 JUNE OPEN Handicap - 1200m**  
 29 May 2024 - 13:56  
 Track Rating: Soft 5, Weather: Fine, Rail Position: +5m Entire



BRISBANE  
RACING CLUB

Section	Overall	1000m	800m	600m	400m	200m
Section Times	1:10.00 [6] (0:13.99)	0:56.01 [5] (0:11.08)	0:44.93 [5] (0:11.46)	0:33.47 [6] (0:11.38)	0:22.09 [5] (0:10.75)	0:11.34 [6] (0:11.34)
Average Speed [km/h]	51.6	65.0	63.2	63.3	67.2	63.5
Top Speed [km/h]	65.9	66.8	64.1	65.4	68.4	65.3
Avg. Dist. to Rail [m]	0.8	1.2	0.9	0.4	1.4	3.7
Avg. Stride Freq. [Hz]	2.3	2.4	2.3	2.4	2.5	2.4
Avg. Stride Length [m]	6.2	7.5	7.5	7.5	7.6	7.3



- [ ] Ranking at each section and finish
- .-.- No data available at this section
- NA No data available



Horse/Jockey Name	Noble Style
Final Rank	7
Fastest Section Time (Section)	0:10.83 (400m)
Top Speed [km/h] (Section)	68.2 (400m)
Race State	Finished

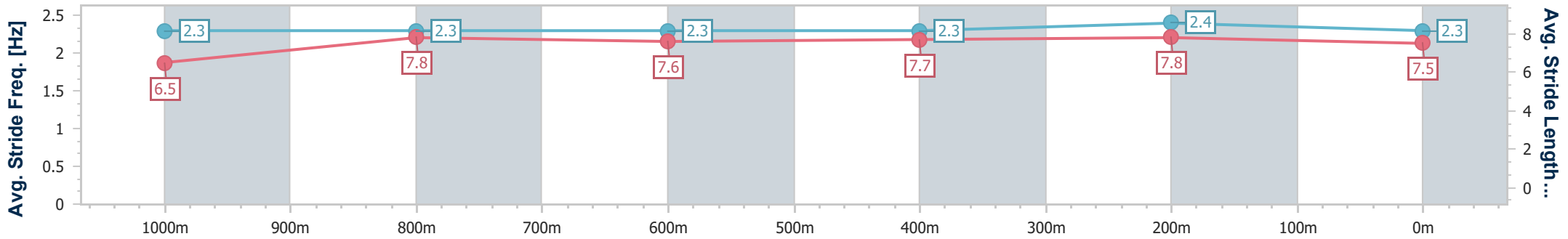
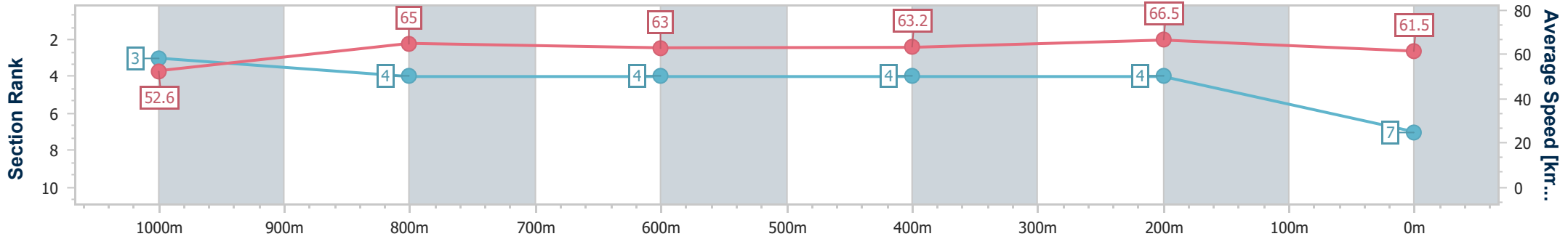


**Doomben QLD Professional**  
**Race 4: WORLD POOL ON 1 JUNE OPEN Handicap - 1200m**  
 29 May 2024 - 13:56  
 Track Rating: Soft 5, Weather: Fine, Rail Position: +5m Entire



**BRISBANE**  
 RACING CLUB

Section	Overall	1000m	800m	600m	400m	200m
Section Times	1:10.29 [7] (0:13.70)	0:56.59 [3] (0:11.11)	0:45.48 [4] (0:11.55)	0:33.93 [4] (0:11.38)	0:22.55 [4] (0:10.83)	0:11.72 [4] (0:11.72)
Average Speed [km/h]	52.6	65.0	63.0	63.2	66.5	61.5
Top Speed [km/h]	66.3	67.4	64.2	64.7	68.2	65.6
Avg. Dist. to Rail [m]	3.0	1.6	1.6	0.5	0.3	2.2
Avg. Stride Freq. [Hz]	2.3	2.3	2.3	2.3	2.4	2.3
Avg. Stride Length [m]	6.5	7.8	7.6	7.7	7.8	7.5



- [ ] Ranking at each section and finish
- .-.- No data available at this section
- NA No data available





Horse/Jockey Name	Mississippi Prince
Final Rank	8
Fastest Section Time (Section)	0:10.81 (400m)
Top Speed [km/h] (Section)	67.6 (400m)
Race State	Finished

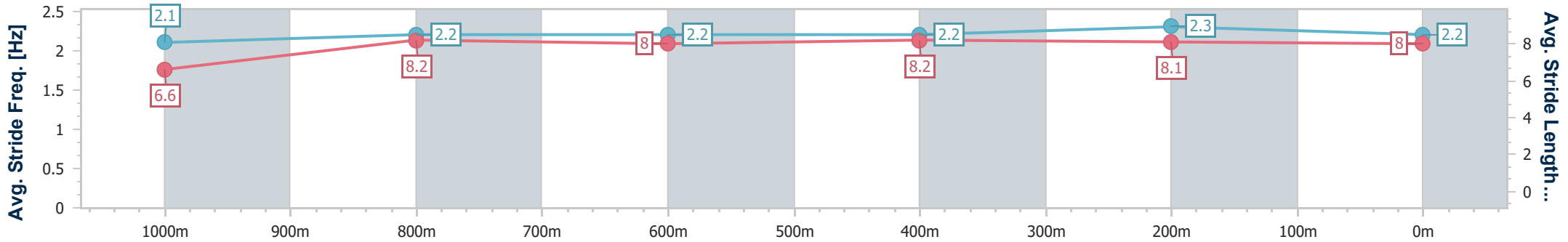
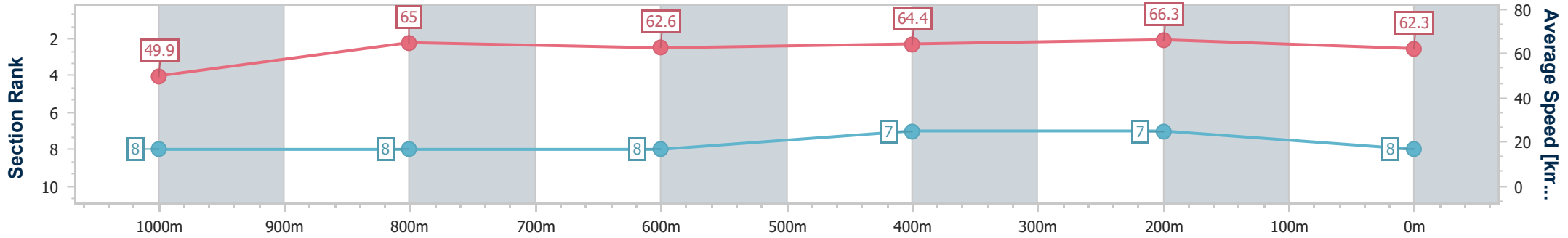


**Doomben QLD Professional**  
**Race 4: WORLD POOL ON 1 JUNE OPEN Handicap - 1200m**  
 29 May 2024 - 13:56  
 Track Rating: Soft 5, Weather: Fine, Rail Position: +5m Entire



**BRISBANE**  
RACING CLUB

Section	Overall	1000m	800m	600m	400m	200m
Section Times	1:10.32 [8] (0:14.40)	0:55.92 [8] (0:11.06)	0:44.86 [8] (0:11.39)	0:33.47 [8] (0:11.09)	0:22.38 [7] (0:10.81)	0:11.57 [7] (0:11.57)
Average Speed [km/h]	49.9	65.0	62.6	64.4	66.3	62.3
Top Speed [km/h]	63.5	65.9	63.9	64.8	67.6	65.5
Avg. Dist. to Rail [m]	3.7	0.4	1.5	1.7	1.6	0.5
Avg. Stride Freq. [Hz]	2.1	2.2	2.2	2.2	2.3	2.2
Avg. Stride Length [m]	6.6	8.2	8.0	8.2	8.1	8.0



- [ ] Ranking at each section and finish
- .-.- No data available at this section
- NA No data available