



Doomben QLD Professional

Race 8: BECOME A BRC MEMBER Class 1 Handicap - 1350m

29 May 2024 - 16:17



BRISBANE
RACING CLUB

Track Rating: Soft 5, Weather: Fine, Rail Position: +5m Entire

Section		Overall										Last 600m
Field Times		1:20.69										0:35.20
		(0:11.25)										(0:11.54)
		1200m	1000m	800m	600m	400m						
		1:09.44	0:58.30	0:46.83	0:35.20	0:23.59						
		(0:11.14)	(0:11.47)	(0:11.63)	(0:11.61)	(0:11.54)						
Rank	TAB	Horse/Jockey	Barrier	Top Speed [km/h]	Fastest Section							Distance Travelled [m]
1	7	BRASCO	4	67.7	0:10.97	1:20.69 [1]	1:08.58 [12]	0:57.15 [13]	0:45.52 [13]	0:33.97 [13]	0:22.60 [12]	0:33.97
		Michael Rodd		400m	400m	(0:12.11)	(0:11.43)	(0:11.63)	(0:11.55)	(0:11.37)	(0:10.97)	
2	2	JUNGLE PRINCE	11	65.6	0:11.23	1:20.83 [2]	1:09.40 [5]	0:57.93 [7]	0:46.22 [7]	0:34.57 [7]	0:23.03 [7]	0:34.57 +7
		James Orman		400m	400m	(0:11.43)	(0:11.47)	(0:11.71)	(0:11.65)	(0:11.54)	(0:11.23)	
3	3	NEW LEVEL	8	65.3	0:11.13	1:20.85 [3]	1:09.49 [4]	0:58.15 [5]	0:46.57 [5]	0:35.01 [4]	0:23.34 [5]	0:35.01 -2
		Justin Huxtable		400m	400m	(0:11.36)	(0:11.34)	(0:11.58)	(0:11.56)	(0:11.67)	(0:11.13)	
4	11	IMARICHGIRL	19	66.0	0:11.26	1:21.01 [4]	1:08.75 [14]	0:57.38 [14]	0:45.87 [12]	0:34.56 [11]	0:23.03 [11]	0:34.56 +7
		Kyle Wilson-Taylor		400m	400m	(0:12.26)	(0:11.37)	(0:11.51)	(0:11.31)	(0:11.53)	(0:11.26)	
5	14	KISSED BY EVIE	9	65.1	0:11.21	1:21.17 [5]	1:09.68 [6]	0:58.47 [4]	0:46.76 [6]	0:35.04 [6]	0:23.60 [6]	0:35.04 +2
		Boris Thornton		1200m	1200m	(0:11.49)	(0:11.21)	(0:11.71)	(0:11.72)	(0:11.44)	(0:11.53)	
6	20	CLAUDIUS	7	65.4	0:11.26	1:21.25 [6]	1:09.49 [8]	0:58.23 [9]	0:46.48 [9]	0:34.89 [9]	0:23.39 [9]	0:34.89 +2
		Madeleine Wishart		400m	1200m	(0:11.76)	(0:11.26)	(0:11.75)	(0:11.59)	(0:11.50)	(0:11.34)	
7	12	POWER FLASH	20	64.8	0:11.20	1:21.32 [7]	1:10.06 [2]	0:58.86 [3]	0:47.38 [3]	0:35.70 [3]	0:24.11 [3]	0:35.70 +4
		Angela Jones		1200m	1200m	(0:11.26)	(0:11.20)	(0:11.48)	(0:11.68)	(0:11.59)	(0:11.68)	
8	5	WATERMELON	3	66.1	0:11.03	1:21.58 [8]	1:10.22 [3]	0:59.19 [1]	0:47.72 [1]	0:36.09 [1]	0:24.48 [1]	0:36.09 -3
		Marnu Potgieter		1200m	1200m	(0:11.36)	(0:11.03)	(0:11.47)	(0:11.63)	(0:11.61)	(0:11.82)	
9	19	DUCHESS BREE	2	63.4	0:11.40	1:21.61 [9]	1:09.77 [10]	0:58.30 [10]	0:46.65 [10]	0:35.19 [10]	0:23.79 [8]	0:35.19 -3
		Nathan Evans		1000m	600m	(0:11.84)	(0:11.47)	(0:11.65)	(0:11.46)	(0:11.40)	(0:11.45)	
10	16	RISK ASSESSMENT	10	65.7	0:11.14	1:21.68 [10]	1:10.43 [1]	0:59.29 [2]	0:47.81 [2]	0:36.12 [2]	0:24.49 [2]	0:36.12 +4
		Cejay Graham		1200m	1200m	(0:11.25)	(0:11.14)	(0:11.48)	(0:11.69)	(0:11.63)	(0:11.78)	

Scratched: Barbaric Lad (#6), Fourandahalf (#8), Prado (#9), Reign Of Power (#10), Feeashin Moon (#18), Cunnamulla Fella (#1)

[] Ranking at each section and finish
-:--:- No data available at this section
NA No data available

SCN Saddle cloth number
DNF Did not finish
DNT Did not track



Doomben QLD Professional

Race 8: BECOME A BRC MEMBER Class 1 Handicap - 1350m

29 May 2024 - 16:17



BRISBANE
RACING CLUB

Track Rating: Soft 5, Weather: Fine, Rail Position: +5m Entire

Section	Overall	1200m	1000m	800m	600m	400m	Last 600m
Field Times	1:20.69 (0:11.25)	1:09.44 (0:11.14)	0:58.30 (0:11.47)	0:46.83 (0:11.63)	0:35.20 (0:11.61)	0:23.59 (0:11.54)	0:35.20

Rank	TAB	Horse/Jockey	Barrier	Top Speed [km/h]	Fastest Section	Overall	1200m	1000m	800m	600m	400m	Last 600m	Distance Travelled [m]
11	15	PROSPERINA Craig Williams	17	65.2 400m	0:11.23 400m	1:21.70 [11] (0:12.17)	1:09.53 [13] (0:11.37)	0:58.16 [12] (0:11.71)	0:46.45 [14] (0:11.51)	0:34.94 [14] (0:11.49)	0:23.45 [14] (0:11.23)	0:34.94	+3
12	4	PEROVIC Martin Harley	13	65.7 1200m	0:11.19 1200m	1:21.77 [12] (0:11.81)	1:09.96 [9] (0:11.19)	0:58.77 [8] (0:11.61)	0:47.16 [8] (0:11.70)	0:35.46 [8] (0:11.61)	0:23.85 [10] (0:11.54)	0:35.46	+3
13	17	KING OF SWING Jag Guthmann-Chester	12	64.4 1200m	0:11.32 1200m	1:21.88 [13] (0:12.01)	1:09.87 [11] (0:11.32)	0:58.55 [11] (0:11.76)	0:46.79 [11] (0:11.48)	0:35.31 [12] (0:11.54)	0:23.77 [13] (0:11.49)	0:35.31	+1
14	13	BRAIN FOG Ron Stewart	14	66.6 1200m	0:11.09 1200m	1:22.26 [14] (0:11.63)	1:10.63 [7] (0:11.09)	0:59.54 [6] (0:11.49)	0:48.05 [4] (0:11.64)	0:36.41 [5] (0:11.66)	0:24.75 [4] (0:11.97)	0:36.41	+4

Scratched: Barbaric Lad (#6), Fourandahalf (#8), Prado (#9), Reign Of Power (#10), Feeashin Moon (#18), Cunnamulla Fella (#1)



Doomben QLD Professional

Race 8: BECOME A BRC MEMBER Class 1 Handicap - 1350m

29 May 2024 - 16:17



BRISBANE
RACING CLUB

Track Rating: Soft 5, Weather: Fine, Rail Position: +5m Entire

Section							200m			Last 600m
Field Times							0:12.05			0:35.20
Rank	TAB	Horse/Jockey	Barrier	Top Speed [km/h]	Fastest Section	Margin				Distance Travelled [m]
1	7	BRASCO Michael Rodd	4	67.7 400m	0:10.97 400m	0:11.63 [6] (0:11.63)	1:20.69		0:33.97	
2	2	JUNGLE PRINCE James Orman	11	65.6 400m	0:11.23 400m	0:11.80 [5] (0:11.80)	0.81L		0:34.57	+7
3	3	NEW LEVEL Justin Huxtable	8	65.3 400m	0:11.13 400m	0:12.21 [1] (0:12.21)	0.89L		0:35.01	-2
4	11	IMARICHGIRL Kyle Wilson-Taylor	19	66.0 400m	0:11.26 400m	0:11.77 [9] (0:11.77)	1.88L		0:34.56	+7
5	14	KISSED BY EVIE Boris Thornton	9	65.1 1200m	0:11.21 1200m	0:12.07 [7] (0:12.07)	2.77L		0:35.04	+2
6	20	CLAUDIUS Madeleine Wishart	7	65.4 400m	0:11.26 1200m	0:12.05 [8] (0:12.05)	3.24L		0:34.89	+2
7	12	POWER FLASH Angela Jones	20	64.8 1200m	0:11.20 1200m	0:12.43 [2] (0:12.43)	3.66L		0:35.70	+4
8	5	WATERMELON Marnu Potgieter	3	66.1 1200m	0:11.03 1200m	0:12.66 [3] (0:12.66)	5.22L		0:36.09	-3
9	19	DUCHESS BREE Nathan Evans	2	63.4 1000m	0:11.40 600m	0:12.34 [10] (0:12.34)	5.36L		0:35.19	-3
10	16	RISK ASSESSMENT Cejay Graham	10	65.7 1200m	0:11.14 1200m	0:12.71 [4] (0:12.71)	5.78L		0:36.12	+4

Scratched: Barbaric Lad (#6), Fourandahalf (#8), Prado (#9), Reign Of Power (#10), Feeashin Moon (#18), Cunnamulla Fella (#1)



Doomben QLD Professional

Race 8: BECOME A BRC MEMBER Class 1 Handicap - 1350m

29 May 2024 - 16:17



BRISBANE
RACING CLUB

Track Rating: Soft 5, Weather: Fine, Rail Position: +5m Entire

Section				200m				Last 600m	
Field Times				0:12.05 (0:12.05)				0:35.20	
Rank	TAB	Horse/Jockey	Barrier	Top Speed [km/h]	Fastest Section	Margin			Distance Travelled [m]
11	15	PROSPERINA Craig Williams	17	65.2 400m	0:11.23 400m	0:12.22 [12] (0:12.22)	5.89L		0:34.94 +3
12	4	PEROVIC Martin Harley	13	65.7 1200m	0:11.19 1200m	0:12.31 [11] (0:12.31)	6.32L		0:35.46 +3
13	17	KING OF SWING Jag Guthmann-Chester	12	64.4 1200m	0:11.32 1200m	0:12.28 [14] (0:12.28)	6.97L		0:35.31 +1
14	13	BRAIN FOG Ron Stewart	14	66.6 1200m	0:11.09 1200m	0:12.78 [13] (0:12.78)	9.2L		0:36.41 +4

Scratched: Barbaric Lad (#6), Fourandahalf (#8), Prado (#9), Reign Of Power (#10), Feeashin Moon (#18), Cunnamulla Fella (#1)

[] Ranking at each section and finish
 -:-:-:- No data available at this section
 NA No data available

SCN Saddle cloth number
 DNF Did not finish
 DNT Did not track



Horse/Jockey Name	Brasco
Final Rank	1
Fastest Section Time (Section)	0:10.97 (400m)
Top Speed [km/h] (Section)	67.7 (400m)
Race State	Finished

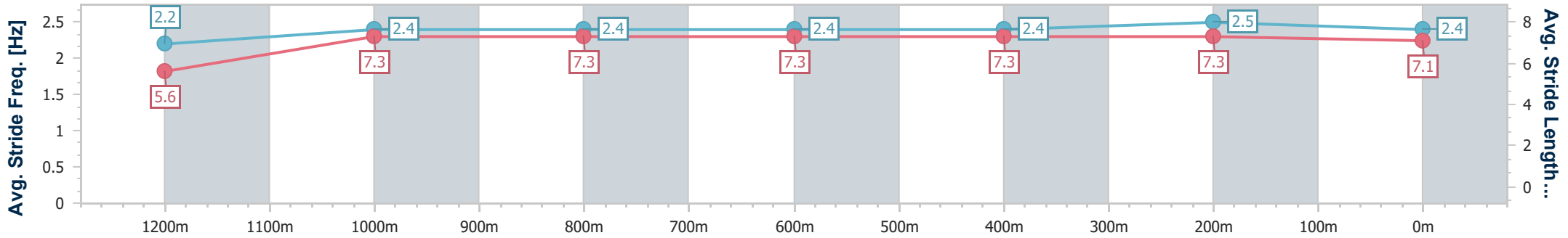
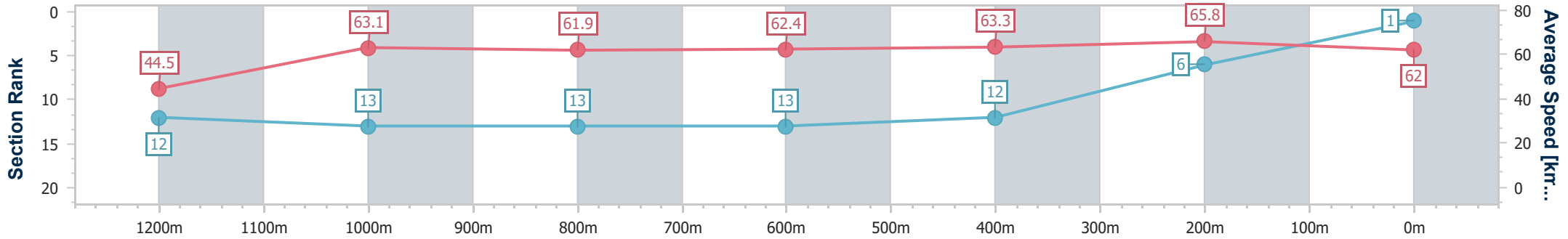


Doomben QLD Professional
Race 8: BECOME A BRC MEMBER Class 1 Handicap - 1350m
 29 May 2024 - 16:17
 Track Rating: Soft 5, Weather: Fine, Rail Position: +5m Entire



BRISBANE
RACING CLUB

Section	Overall	1200m	1000m	800m	600m	400m	200m
Section Times	1:20.69 [1] (0:12.11)	1:08.58 [12] (0:11.43)	0:57.15 [13] (0:11.63)	0:45.52 [13] (0:11.55)	0:33.97 [13] (0:11.37)	0:22.60 [12] (0:10.97)	0:11.63 [6] (0:11.63)
Average Speed [km/h]	44.5	63.1	61.9	62.4	63.3	65.8	62.0
Top Speed [km/h]	63.1	63.6	63.6	64.4	64.9	67.7	64.5
Avg. Dist. to Rail [m]	3.2	0.7	0.3	0.2	0.4	3.3	2.1
Avg. Stride Freq. [Hz]	2.2	2.4	2.4	2.4	2.4	2.5	2.4
Avg. Stride Length [m]	5.6	7.3	7.3	7.3	7.3	7.3	7.1



- [] Ranking at each section and finish
- .-.- No data available at this section
- NA No data available



Horse/Jockey Name	Jungle Prince
Final Rank	2
Fastest Section Time (Section)	0:11.23 (400m)
Top Speed [km/h] (Section)	65.6 (400m)
Race State	Finished

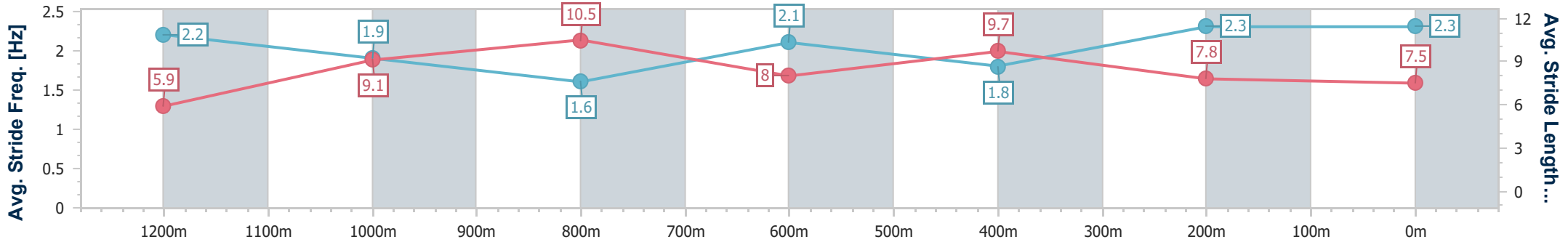
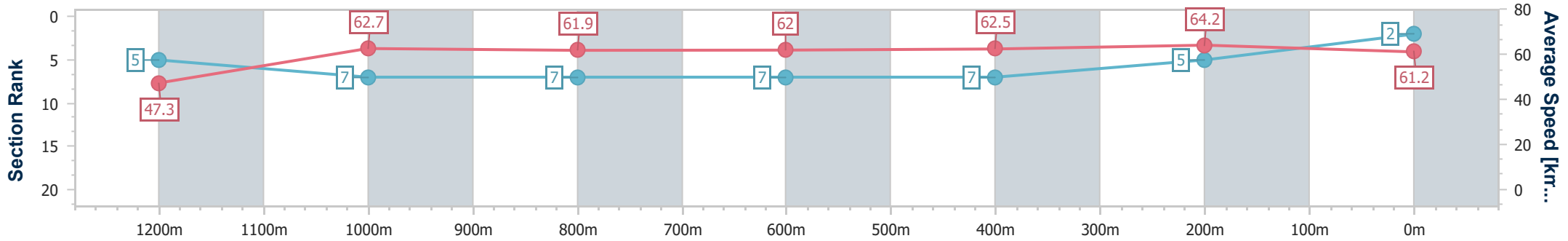


Doomben QLD Professional
Race 8: BECOME A BRC MEMBER Class 1 Handicap - 1350m
 29 May 2024 - 16:17
 Track Rating: Soft 5, Weather: Fine, Rail Position: +5m Entire



BRISBANE
RACING CLUB

Section	Overall	1200m	1000m	800m	600m	400m	200m
Section Times	1:20.83 [2] (0:11.43)	1:09.40 [5] (0:11.47)	0:57.93 [7] (0:11.71)	0:46.22 [7] (0:11.65)	0:34.57 [7] (0:11.54)	0:23.03 [7] (0:11.23)	0:11.80 [5] (0:11.80)
Average Speed [km/h]	47.3	62.7	61.9	62.0	62.5	64.2	61.2
Top Speed [km/h]	62.2	64.4	63.0	62.5	63.6	65.6	64.0
Avg. Dist. to Rail [m]	8.0	2.0	1.4	0.7	0.4	4.8	6.1
Avg. Stride Freq. [Hz]	2.2	1.9	1.6	2.1	1.8	2.3	2.3
Avg. Stride Length [m]	5.9	9.1	10.5	8.0	9.7	7.8	7.5



- [] Ranking at each section and finish
- .-.- No data available at this section
- NA No data available



Horse/Jockey Name	New Level
Final Rank	3
Fastest Section Time (Section)	0:11.13 (400m)
Top Speed [km/h] (Section)	65.3 (400m)
Race State	Finished

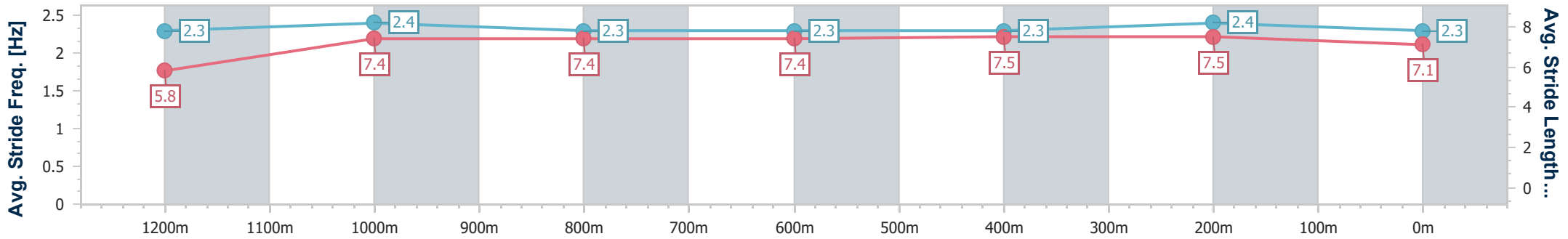
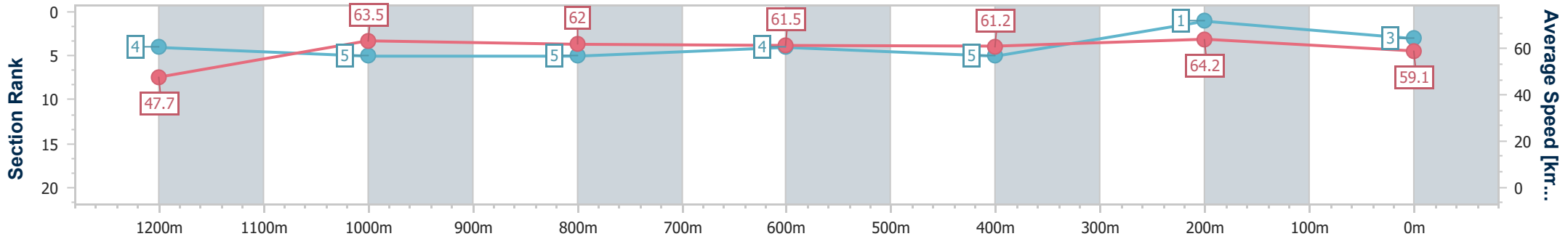


Doomben QLD Professional
Race 8: BECOME A BRC MEMBER Class 1 Handicap - 1350m
 29 May 2024 - 16:17
 Track Rating: Soft 5, Weather: Fine, Rail Position: +5m Entire



BRISBANE
RACING CLUB

Section	Overall	1200m	1000m	800m	600m	400m	200m
Section Times	1:20.85 [3] (0:11.36)	1:09.49 [4] (0:11.34)	0:58.15 [5] (0:11.58)	0:46.57 [5] (0:11.56)	0:35.01 [4] (0:11.67)	0:23.34 [5] (0:11.13)	0:12.21 [1] (0:12.21)
Average Speed [km/h]	47.7	63.5	62.0	61.5	61.2	64.2	59.1
Top Speed [km/h]	64.4	64.4	63.9	62.1	62.4	65.3	63.0
Avg. Dist. to Rail [m]	4.9	0.9	0.8	2.7	1.6	1.1	1.2
Avg. Stride Freq. [Hz]	2.3	2.4	2.3	2.3	2.3	2.4	2.3
Avg. Stride Length [m]	5.8	7.4	7.4	7.4	7.5	7.5	7.1



- [] Ranking at each section and finish
- .-.- No data available at this section
- NA No data available



Horse/Jockey Name	Imarichgirl
Final Rank	4
Fastest Section Time (Section)	0:11.26 (400m)
Top Speed [km/h] (Section)	66.0 (400m)
Race State	Finished

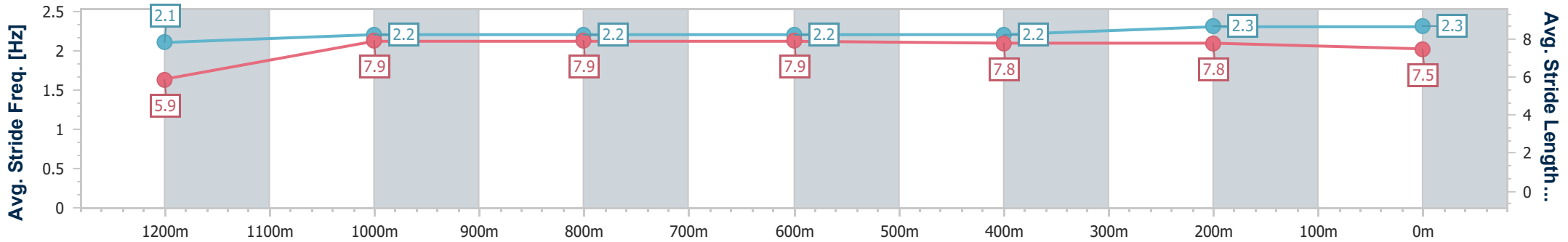
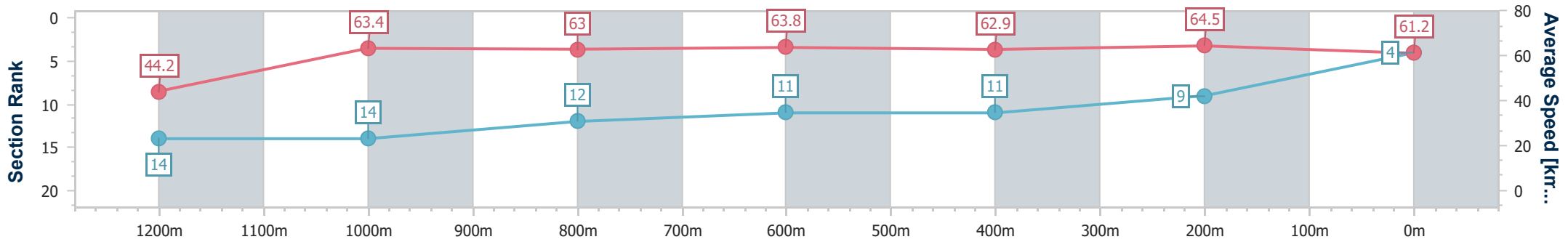


Doomben QLD Professional
Race 8: BECOME A BRC MEMBER Class 1 Handicap - 1350m
 29 May 2024 - 16:17
 Track Rating: Soft 5, Weather: Fine, Rail Position: +5m Entire



BRISBANE
RACING CLUB

Section	Overall	1200m	1000m	800m	600m	400m	200m
Section Times	1:21.01 [4] (0:12.26)	1:08.75 [14] (0:11.37)	0:57.38 [14] (0:11.51)	0:45.87 [12] (0:11.31)	0:34.56 [11] (0:11.53)	0:23.03 [11] (0:11.26)	0:11.77 [9] (0:11.77)
Average Speed [km/h]	44.2	63.4	63.0	63.8	62.9	64.5	61.2
Top Speed [km/h]	61.7	64.2	63.8	64.7	63.8	66.0	63.7
Avg. Dist. to Rail [m]	12.1	4.5	2.8	0.5	1.2	6.6	6.8
Avg. Stride Freq. [Hz]	2.1	2.2	2.2	2.2	2.2	2.3	2.3
Avg. Stride Length [m]	5.9	7.9	7.9	7.9	7.8	7.8	7.5



- [] Ranking at each section and finish
- .-.- No data available at this section
- NA No data available



Horse/Jockey Name	Kissed By Evie
Final Rank	5
Fastest Section Time (Section)	0:11.21 (1200m)
Top Speed [km/h] (Section)	65.1 (1200m)
Race State	Finished

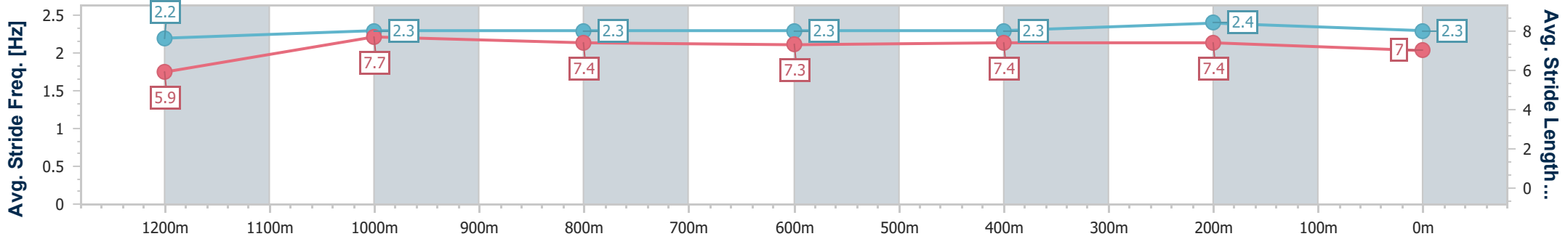
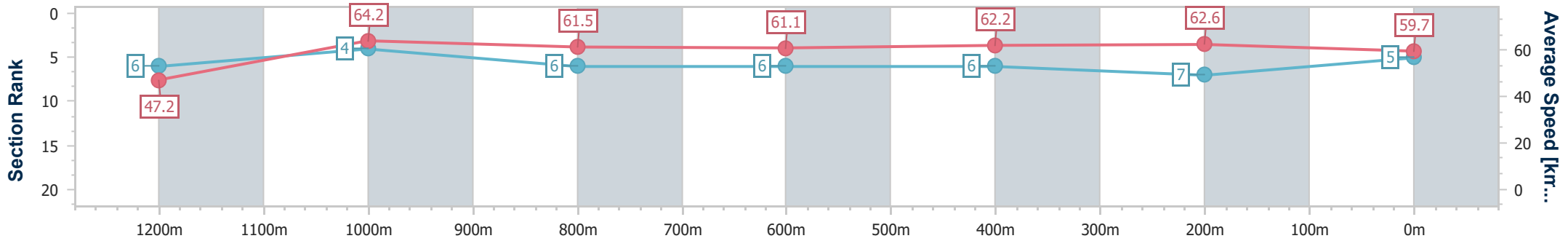


Doomben QLD Professional
Race 8: BECOME A BRC MEMBER Class 1 Handicap - 1350m
 29 May 2024 - 16:17
 Track Rating: Soft 5, Weather: Fine, Rail Position: +5m Entire



BRISBANE
RACING CLUB

Section	Overall	1200m	1000m	800m	600m	400m	200m
Section Times	1:21.17 [5] (0:11.49)	1:09.68 [6] (0:11.21)	0:58.47 [4] (0:11.71)	0:46.76 [6] (0:11.72)	0:35.04 [6] (0:11.44)	0:23.60 [6] (0:11.53)	0:12.07 [7] (0:12.07)
Average Speed [km/h]	47.2	64.2	61.5	61.1	62.2	62.6	59.7
Top Speed [km/h]	63.3	65.1	63.4	62.2	63.0	63.4	62.8
Avg. Dist. to Rail [m]	5.5	0.7	0.2	0.9	1.7	3.5	6.1
Avg. Stride Freq. [Hz]	2.2	2.3	2.3	2.3	2.3	2.4	2.3
Avg. Stride Length [m]	5.9	7.7	7.4	7.3	7.4	7.4	7.0



- [] Ranking at each section and finish
- .-.- No data available at this section
- NA No data available



Horse/Jockey Name	Claudius
Final Rank	6
Fastest Section Time (Section)	0:11.26 (1200m)
Top Speed [km/h] (Section)	65.4 (400m)
Race State	Finished

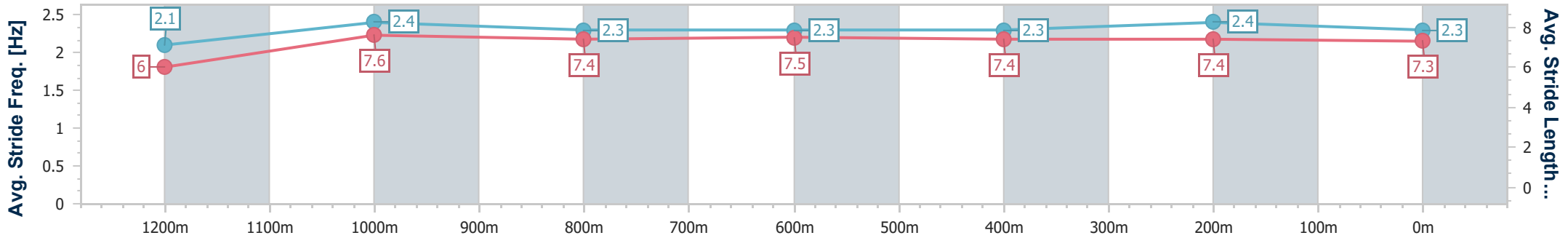
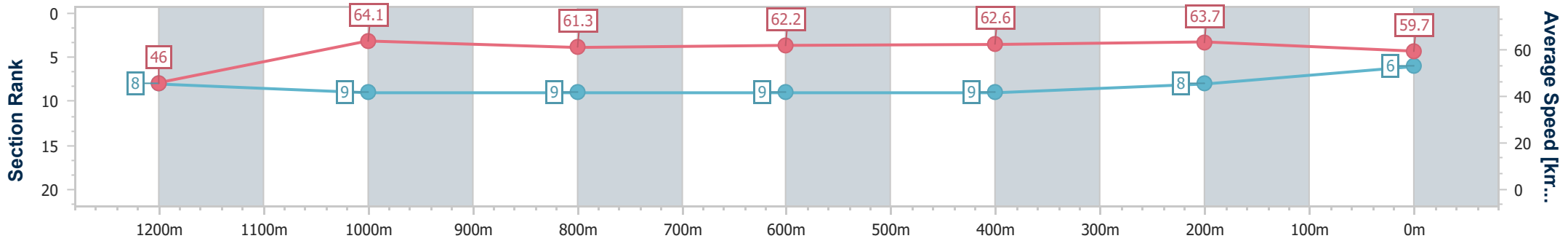


Doomben QLD Professional
Race 8: BECOME A BRC MEMBER Class 1 Handicap - 1350m
 29 May 2024 - 16:17
 Track Rating: Soft 5, Weather: Fine, Rail Position: +5m Entire



BRISBANE
RACING CLUB

Section	Overall	1200m	1000m	800m	600m	400m	200m
Section Times	1:21.25 [6] (0:11.76)	1:09.49 [8] (0:11.26)	0:58.23 [9] (0:11.75)	0:46.48 [9] (0:11.59)	0:34.89 [9] (0:11.50)	0:23.39 [9] (0:11.34)	0:12.05 [8] (0:12.05)
Average Speed [km/h]	46.0	64.1	61.3	62.2	62.6	63.7	59.7
Top Speed [km/h]	64.3	64.8	62.0	63.5	63.6	65.4	62.1
Avg. Dist. to Rail [m]	4.2	2.1	1.7	0.4	0.4	2.0	2.0
Avg. Stride Freq. [Hz]	2.1	2.4	2.3	2.3	2.3	2.4	2.3
Avg. Stride Length [m]	6.0	7.6	7.4	7.5	7.4	7.4	7.3



- [] Ranking at each section and finish
- .-.- No data available at this section
- NA No data available



Horse/Jockey Name	Power Flash
Final Rank	7
Fastest Section Time (Section)	0:11.20 (1200m)
Top Speed [km/h] (Section)	64.8 (1200m)
Race State	Finished

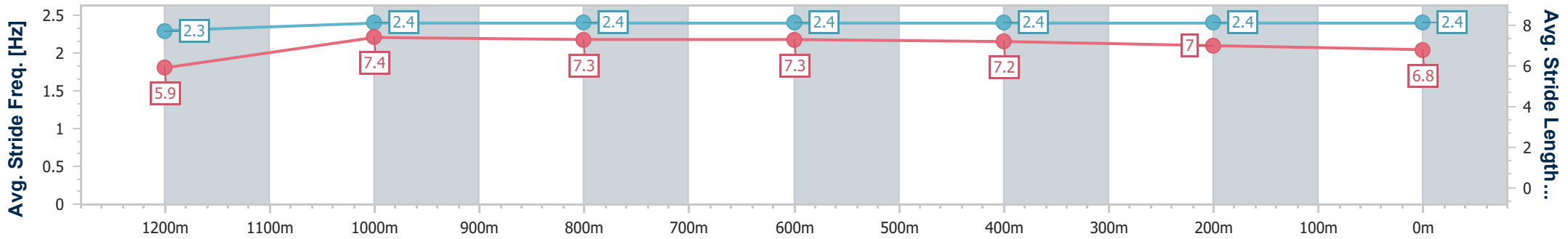
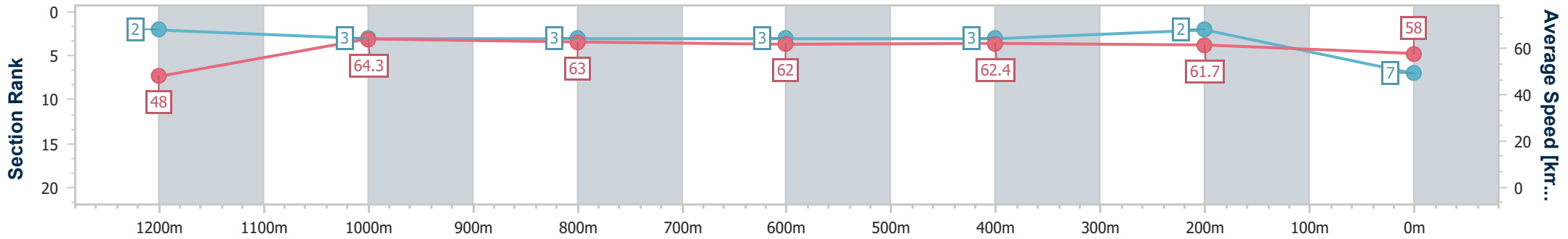


Doomben QLD Professional
Race 8: BECOME A BRC MEMBER Class 1 Handicap - 1350m
 29 May 2024 - 16:17
 Track Rating: Soft 5, Weather: Fine, Rail Position: +5m Entire



BRISBANE
RACING CLUB

Section	Overall	1200m	1000m	800m	600m	400m	200m
Section Times	1:21.32 [7] (0:11.26)	1:10.06 [2] (0:11.20)	0:58.86 [3] (0:11.48)	0:47.38 [3] (0:11.68)	0:35.70 [3] (0:11.59)	0:24.11 [3] (0:11.68)	0:12.43 [2] (0:12.43)
Average Speed [km/h]	48.0	64.3	63.0	62.0	62.4	61.7	58.0
Top Speed [km/h]	64.2	64.8	63.7	62.5	63.1	62.6	61.1
Avg. Dist. to Rail [m]	11.4	3.9	2.3	1.1	0.8	4.1	5.4
Avg. Stride Freq. [Hz]	2.3	2.4	2.4	2.4	2.4	2.4	2.4
Avg. Stride Length [m]	5.9	7.4	7.3	7.3	7.2	7.0	6.8



- [] Ranking at each section and finish
- .-.- No data available at this section
- NA No data available



Horse/Jockey Name	Watermelon
Final Rank	8
Fastest Section Time (Section)	0:11.03 (1200m)
Top Speed [km/h] (Section)	66.1 (1200m)
Race State	Finished

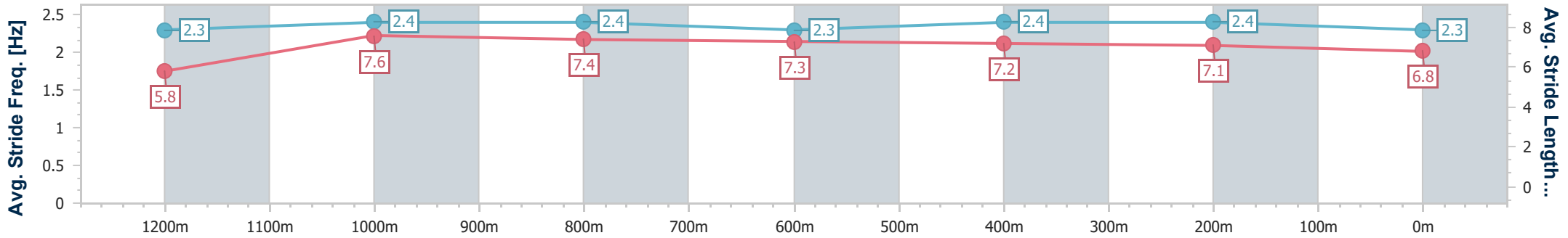
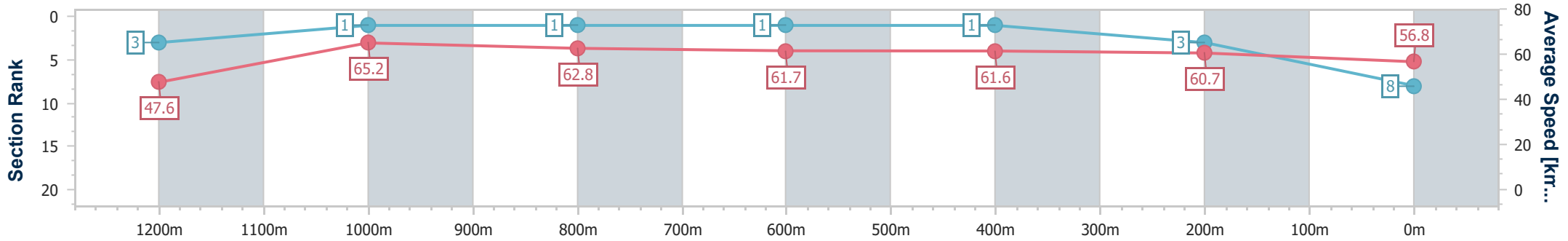


Doomben QLD Professional
Race 8: BECOME A BRC MEMBER Class 1 Handicap - 1350m
 29 May 2024 - 16:17
 Track Rating: Soft 5, Weather: Fine, Rail Position: +5m Entire



BRISBANE
RACING CLUB

Section	Overall	1200m	1000m	800m	600m	400m	200m
Section Times	1:21.58 [8] (0:11.36)	1:10.22 [3] (0:11.03)	0:59.19 [1] (0:11.47)	0:47.72 [1] (0:11.63)	0:36.09 [1] (0:11.61)	0:24.48 [1] (0:11.82)	0:12.66 [3] (0:12.66)
Average Speed [km/h]	47.6	65.2	62.8	61.7	61.6	60.7	56.8
Top Speed [km/h]	65.4	66.1	63.9	62.6	62.5	61.8	59.2
Avg. Dist. to Rail [m]	3.0	0.5	0.3	0.8	1.4	1.8	3.8
Avg. Stride Freq. [Hz]	2.3	2.4	2.4	2.3	2.4	2.4	2.3
Avg. Stride Length [m]	5.8	7.6	7.4	7.3	7.2	7.1	6.8



- [] Ranking at each section and finish
- .-.- No data available at this section
- NA No data available



Horse/Jockey Name	Duchess Bree
Final Rank	9
Fastest Section Time (Section)	0:11.40 (600m)
Top Speed [km/h] (Section)	63.4 (1000m)
Race State	Finished

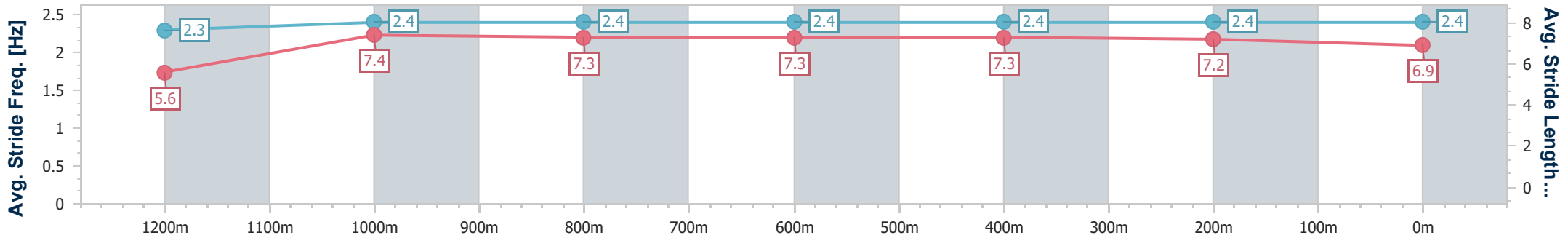
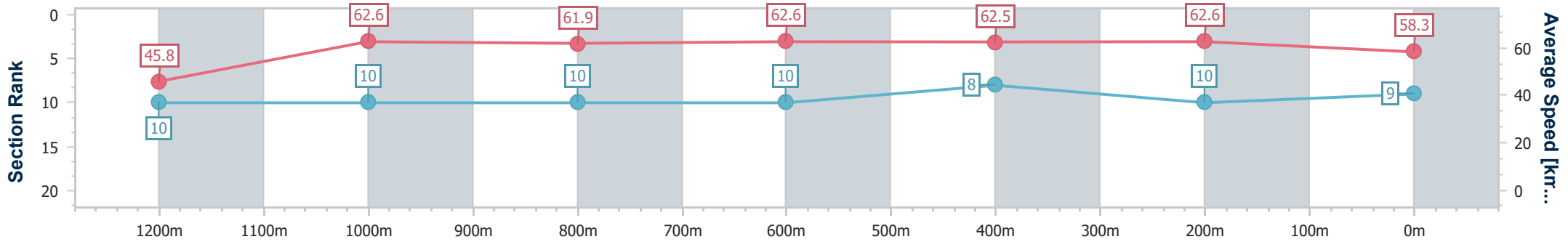


Doomben QLD Professional
Race 8: BECOME A BRC MEMBER Class 1 Handicap - 1350m
 29 May 2024 - 16:17
 Track Rating: Soft 5, Weather: Fine, Rail Position: +5m Entire



BRISBANE
RACING CLUB

Section	Overall	1200m	1000m	800m	600m	400m	200m
Section Times	1:21.61 [9] (0:11.84)	1:09.77 [10] (0:11.47)	0:58.30 [10] (0:11.65)	0:46.65 [10] (0:11.46)	0:35.19 [10] (0:11.40)	0:23.79 [8] (0:11.45)	0:12.34 [10] (0:12.34)
Average Speed [km/h]	45.8	62.6	61.9	62.6	62.5	62.6	58.3
Top Speed [km/h]	61.8	63.4	63.4	63.4	63.1	63.3	61.5
Avg. Dist. to Rail [m]	1.9	0.4	0.3	1.0	1.4	1.7	1.3
Avg. Stride Freq. [Hz]	2.3	2.4	2.4	2.4	2.4	2.4	2.4
Avg. Stride Length [m]	5.6	7.4	7.3	7.3	7.3	7.2	6.9



- [] Ranking at each section and finish
- .-.- No data available at this section
- NA No data available



Horse/Jockey Name	Risk Assessment
Final Rank	10
Fastest Section Time (Section)	0:11.14 (1200m)
Top Speed [km/h] (Section)	65.7 (1200m)
Race State	Finished

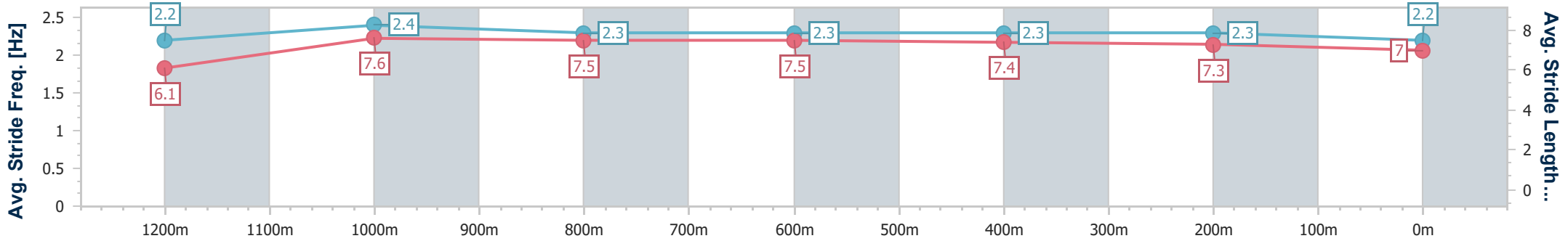
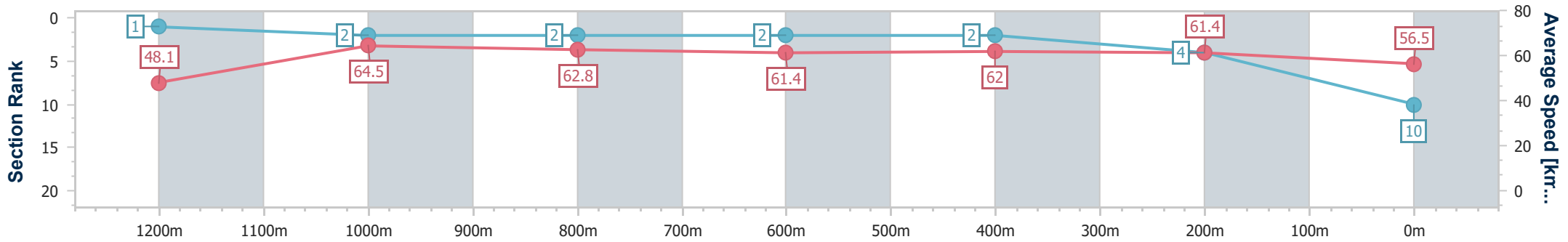


Doomben QLD Professional
Race 8: BECOME A BRC MEMBER Class 1 Handicap - 1350m
 29 May 2024 - 16:17
 Track Rating: Soft 5, Weather: Fine, Rail Position: +5m Entire



BRISBANE
RACING CLUB

Section	Overall	1200m	1000m	800m	600m	400m	200m
Section Times	1:21.68 [10] (0:11.25)	1:10.43 [1] (0:11.14)	0:59.29 [2] (0:11.48)	0:47.81 [2] (0:11.69)	0:36.12 [2] (0:11.63)	0:24.49 [2] (0:11.78)	0:12.71 [4] (0:12.71)
Average Speed [km/h]	48.1	64.5	62.8	61.4	62.0	61.4	56.5
Top Speed [km/h]	64.3	65.7	64.3	62.2	62.4	62.2	60.0
Avg. Dist. to Rail [m]	6.6	2.1	0.6	0.1	0.4	2.8	4.4
Avg. Stride Freq. [Hz]	2.2	2.4	2.3	2.3	2.3	2.3	2.2
Avg. Stride Length [m]	6.1	7.6	7.5	7.5	7.4	7.3	7.0



- [] Ranking at each section and finish
- .-.- No data available at this section
- NA No data available



Horse/Jockey Name	Prosperina
Final Rank	11
Fastest Section Time (Section)	0:11.23 (400m)
Top Speed [km/h] (Section)	65.2 (400m)
Race State	Finished

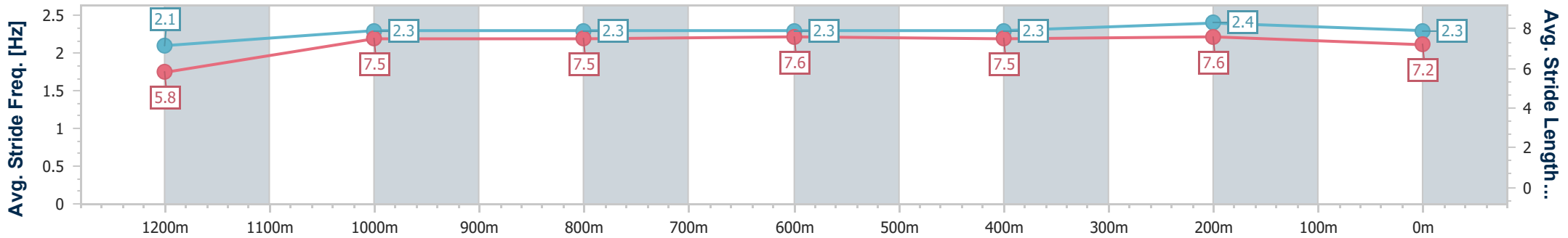
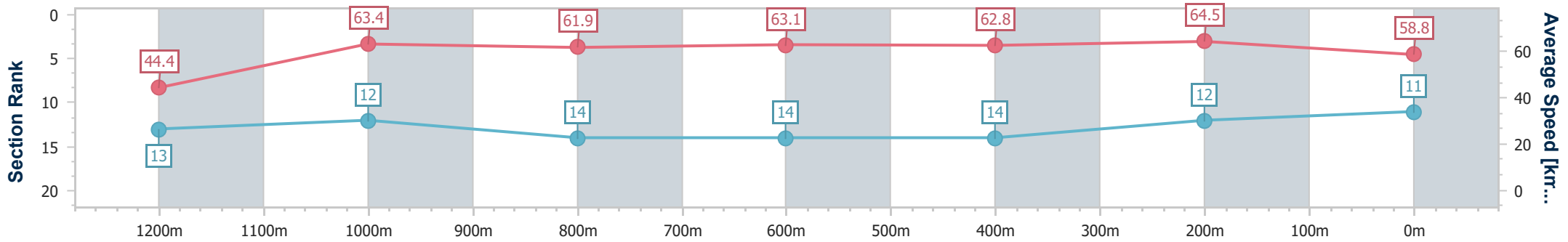


Doomben QLD Professional
Race 8: BECOME A BRC MEMBER Class 1 Handicap - 1350m
 29 May 2024 - 16:17
 Track Rating: Soft 5, Weather: Fine, Rail Position: +5m Entire



BRISBANE
RACING CLUB

Section	Overall	1200m	1000m	800m	600m	400m	200m
Section Times	1:21.70 [11] (0:12.17)	1:09.53 [13] (0:11.37)	0:58.16 [12] (0:11.71)	0:46.45 [14] (0:11.51)	0:34.94 [14] (0:11.49)	0:23.45 [14] (0:11.23)	0:12.22 [12] (0:12.22)
Average Speed [km/h]	44.4	63.4	61.9	63.1	62.8	64.5	58.8
Top Speed [km/h]	62.7	64.2	64.0	64.3	63.6	65.2	63.0
Avg. Dist. to Rail [m]	9.9	2.1	2.1	1.4	0.6	2.9	1.4
Avg. Stride Freq. [Hz]	2.1	2.3	2.3	2.3	2.3	2.4	2.3
Avg. Stride Length [m]	5.8	7.5	7.5	7.6	7.5	7.6	7.2



- [] Ranking at each section and finish
- .-.- No data available at this section
- NA No data available



Horse/Jockey Name	Perovic
Final Rank	12
Fastest Section Time (Section)	0:11.19 (1200m)
Top Speed [km/h] (Section)	65.7 (1200m)
Race State	Finished

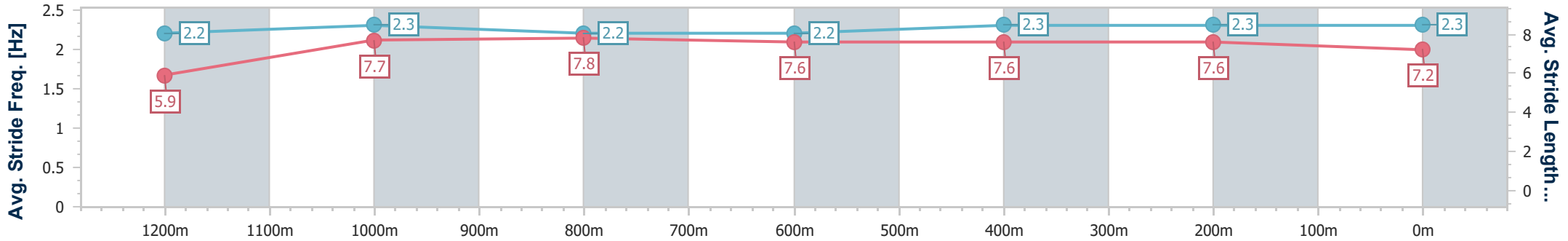
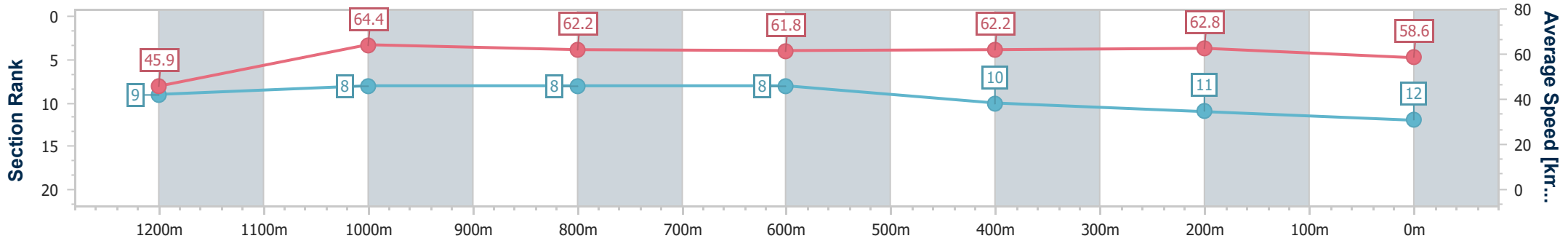


Doomben QLD Professional
Race 8: BECOME A BRC MEMBER Class 1 Handicap - 1350m
 29 May 2024 - 16:17
 Track Rating: Soft 5, Weather: Fine, Rail Position: +5m Entire



BRISBANE
RACING CLUB

Section	Overall	1200m	1000m	800m	600m	400m	200m
Section Times	1:21.77 [12] (0:11.81)	1:09.96 [9] (0:11.19)	0:58.77 [8] (0:11.61)	0:47.16 [8] (0:11.70)	0:35.46 [8] (0:11.61)	0:23.85 [10] (0:11.54)	0:12.31 [11] (0:12.31)
Average Speed [km/h]	45.9	64.4	62.2	61.8	62.2	62.8	58.6
Top Speed [km/h]	65.1	65.7	63.8	62.5	63.4	63.5	60.8
Avg. Dist. to Rail [m]	10.0	3.4	2.5	0.9	0.7	5.5	8.2
Avg. Stride Freq. [Hz]	2.2	2.3	2.2	2.2	2.3	2.3	2.3
Avg. Stride Length [m]	5.9	7.7	7.8	7.6	7.6	7.6	7.2



- [] Ranking at each section and finish
- .-.- No data available at this section
- NA No data available



Horse/Jockey Name	King Of Swing
Final Rank	13
Fastest Section Time (Section)	0:11.32 (1200m)
Top Speed [km/h] (Section)	64.4 (1200m)
Race State	Finished

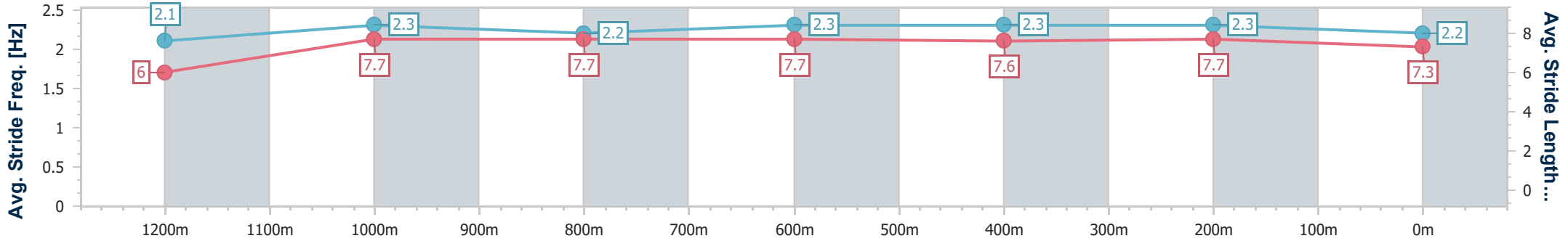
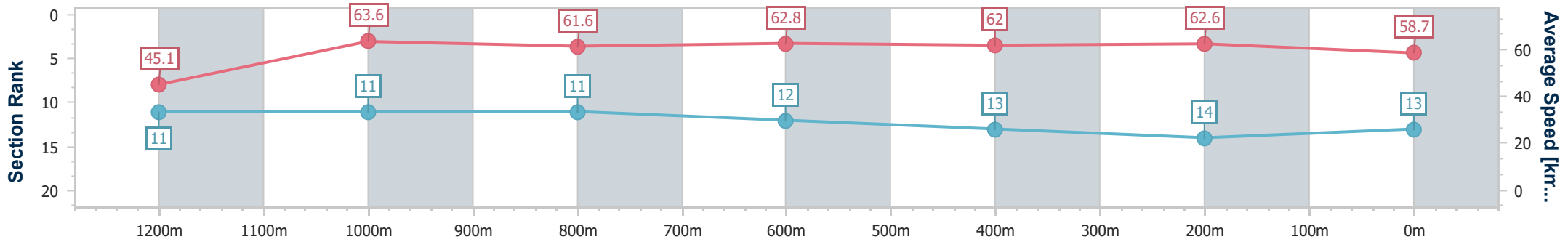


Doomben QLD Professional
Race 8: BECOME A BRC MEMBER Class 1 Handicap - 1350m
 29 May 2024 - 16:17
 Track Rating: Soft 5, Weather: Fine, Rail Position: +5m Entire



BRISBANE
RACING CLUB

Section	Overall	1200m	1000m	800m	600m	400m	200m
Section Times	1:21.88 [13] (0:12.01)	1:09.87 [11] (0:11.32)	0:58.55 [11] (0:11.76)	0:46.79 [11] (0:11.48)	0:35.31 [12] (0:11.54)	0:23.77 [13] (0:11.49)	0:12.28 [14] (0:12.28)
Average Speed [km/h]	45.1	63.6	61.6	62.8	62.0	62.6	58.7
Top Speed [km/h]	61.1	64.4	64.2	63.4	63.2	63.2	62.2
Avg. Dist. to Rail [m]	8.2	2.5	2.3	0.4	0.8	1.4	0.6
Avg. Stride Freq. [Hz]	2.1	2.3	2.2	2.3	2.3	2.3	2.2
Avg. Stride Length [m]	6.0	7.7	7.7	7.7	7.6	7.7	7.3



- [] Ranking at each section and finish
- .-.- No data available at this section
- NA No data available



Horse/Jockey Name	Brain Fog
Final Rank	14
Fastest Section Time (Section)	0:11.09 (1200m)
Top Speed [km/h] (Section)	66.6 (1200m)
Race State	Finished

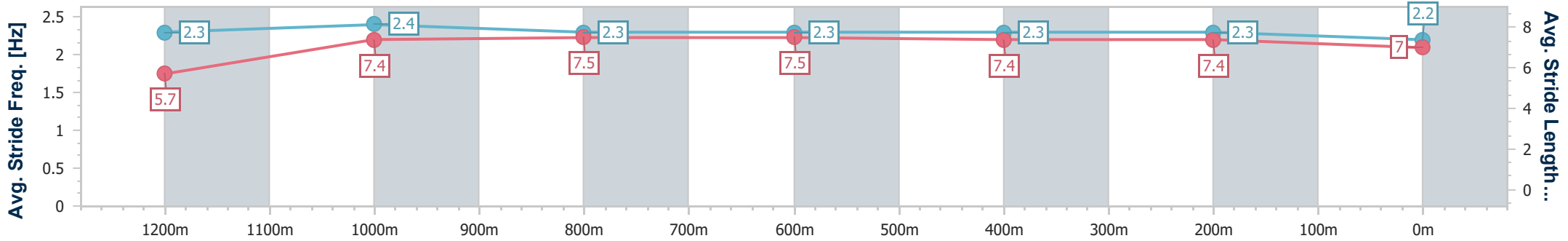
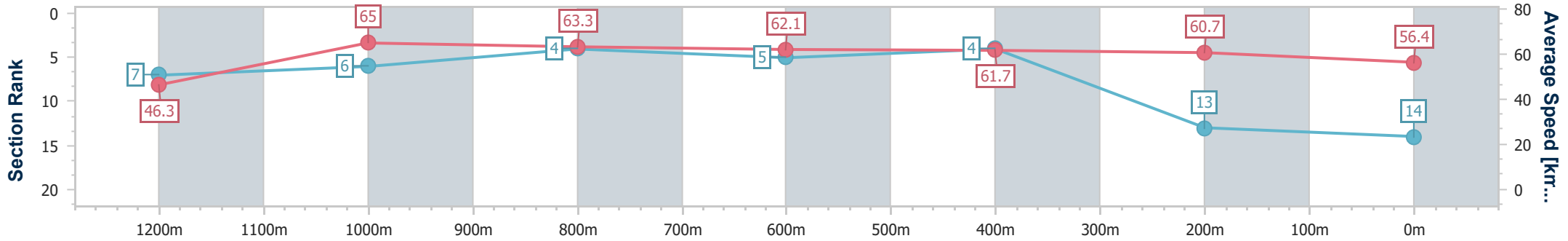


Doomben QLD Professional
Race 8: BECOME A BRC MEMBER Class 1 Handicap - 1350m
 29 May 2024 - 16:17
 Track Rating: Soft 5, Weather: Fine, Rail Position: +5m Entire



BRISBANE
RACING CLUB

Section	Overall	1200m	1000m	800m	600m	400m	200m
Section Times	1:22.26 [14] (0:11.63)	1:10.63 [7] (0:11.09)	0:59.54 [6] (0:11.49)	0:48.05 [4] (0:11.64)	0:36.41 [5] (0:11.66)	0:24.75 [4] (0:11.97)	0:12.78 [13] (0:12.78)
Average Speed [km/h]	46.3	65.0	63.3	62.1	61.7	60.7	56.4
Top Speed [km/h]	62.6	66.6	64.3	62.8	62.3	61.7	59.2
Avg. Dist. to Rail [m]	11.3	4.1	2.8	0.6	0.5	5.1	7.5
Avg. Stride Freq. [Hz]	2.3	2.4	2.3	2.3	2.3	2.3	2.2
Avg. Stride Length [m]	5.7	7.4	7.5	7.5	7.4	7.4	7.0



- [] Ranking at each section and finish
- .-.- No data available at this section
- NA No data available