

Track Rating: Heavy 10, Weather: Overcast, Rail Position: +3m Entire

Section		Overall	1200m	1000m	800m	600m	400m	Last 600m				
Field Times		1:28.53 (0:13.78)	1:14.75 (0:11.76)	1:02.99 (0:12.66)	0:50.33 (0:12.92)	0:37.41 (0:12.48)	0:24.93 (0:12.08)	0:37.41				
Rank	TAB Horse/Jockey	Barrier	Top Speed [km/h]	Fastest Section	Distance Travelled [m]							
1	15 KARIACTION Micheal Hellyer	15	65.0	0:11.91	1:28.53 [1] (0:14.16)	1:14.37 [4] (0:11.91)	1:02.46 [5] (0:12.65)	0:49.81 [5] (0:12.97)	0:36.84 [6] (0:12.21)	0:24.63 [5] (0:11.96)	0:36.84	
2	7 ROTHESAY'S LAD Robbie Dolan	5	63.2	0:11.90	1:28.58 [2] (0:14.22)	1:14.36 [6] (0:11.90)	1:02.46 [6] (0:12.61)	0:49.85 [6] (0:12.57)	0:37.28 [3] (0:12.35)	0:24.93 [2] (0:12.03)	0:37.28	+0
3	13 BOLD ROUGE Jim Byrne	19	64.0	0:11.92	1:28.64 [3] (0:14.35)	1:14.29 [7] (0:11.92)	1:02.37 [7] (0:12.85)	0:49.52 [9] (0:12.67)	0:36.85 [8] (0:12.35)	0:24.50 [8] (0:11.95)	0:36.85	+2
4	18 ITZA MOTZA Cody Collis	6	64.3	0:11.79	1:28.71 [4] 1200m 1200m (0:14.66)	1:14.05 [11] (0:11.79)	1:02.26 [10] (0:12.88)	0:49.38 [10] (0:12.75)	0:36.63 [10] (0:12.21)	0:24.42 [9] (0:11.86)	0:36.63	-4
5	2 COUNTER James Orman	4	63.9	0:11.89	1:29.03 [5] 1200m 1200m (0:14.11)	1:14.92 [3] (0:11.89)	1:03.03 [4] (0:12.61)	0:50.42 [4] (0:12.76)	0:37.66 [5] (0:12.58)	0:25.08 [6] (0:12.15)	0:37.66	-7
6	17 ANTILLES Nikita Beriman	10	66.0	0:11.89	1:29.30 [6] (0:13.89)	1:15.41 [2] (0:11.89)	1:03.52 [2] (0:12.68)	0:50.84 [3] (0:12.87)	0:37.97 [4] (0:12.27)	0:25.70 [1] (0:12.33)	0:37.97	-2
7	24 ANACARDIUM Samantha Collett	21	64.7	0:11.74	1:29.37 [7] (0:14.17)	1:15.20 [5] (0:11.74)	1:03.46 [3] (0:12.39)	0:51.07 [2] (0:12.87)	0:38.20 [2] (0:12.57)	0:25.63 [3] (0:12.32)	0:38.20	-1
8	14 CHAPELLE Jag Guthmann-Chester	16	63.1	0:11.93	1:29.57 [8] (0:14.42)	1:15.15 [8] (0:11.93)	1:03.22 [9] (0:12.63)	0:50.59 [8] (0:12.85)	0:37.74 [9] (0:12.53)	0:25.21 [10] (0:12.13)	0:37.74	+1
9	8 GOOD KARMA Marnu Potgieter	20	64.6	0:11.99	1:29.93 [9] (0:14.60)	1:15.33 [10] (0:11.99)	1:03.34 [11] (0:12.88)	0:50.46 [11] (0:12.64)	0:37.82 [11] (0:12.25)	0:25.57 [11] (0:12.09)	0:37.82	+2
10	1 BRAMBLE BAY Michael Rodd	8	65.1	0:11.78	1:31.15 [10] (0:14.50)	1:16.65 [9] (0:11.78)	1:04.87 [8] (0:12.68)	0:52.19 [7] (0:12.80)	0:39.39 [7] (0:12.34)	0:27.05 [7] (0:12.44)	0:39.39	-4

Scratched: Autumnmation (#12), Pintura Rosa (#10), Provance (#11), Princess Kaguya (#19), Happy Rainbow (#22), Enlightening (#6), Moonfleet (#16), Trapedo (#21), Nitrogen (#4), Dawn Party (#20), Boom



Sunshine Coast QLD Professional

Race 6: FTA Maiden Plate - 1400m

31 May 2024 - 17:25



Track Rating: Heavy 10, Weather: Overcast, Rail Position: +3m Entire

Section	Overall	1200m	1000m	800m	600m	400m	Last 600m
Field Times	1:28.53 (0:13.78)	1:14.75 (0:11.76)	1:02.99 (0:12.66)	0:50.33 (0:12.92)	0:37.41 (0:12.48)	0:24.93 (0:12.08)	0:37.41

Rank	TAB	Horse/Jockey	Barrier	Top Speed [km/h]	Fastest Section	Overall	1200m	1000m	800m	600m	400m	Last 600m	Distance Travelled [m]
11	23	ARTZ ON FIRE	2	67.3	0:11.76	1:31.40 [11]	1:17.62 [1]	1:05.86 [1]	0:53.20 [1]	0:40.28 [1]	0:27.59 [4]	0:40.28	-4
		Morgan Butler		Overall	1200m	(0:13.78)	(0:11.76)	(0:12.66)	(0:12.92)	(0:12.69)	(0:13.08)		

Scratched: Autumnmation (#12), Pintura Rosa (#10), Provance (#11), Princess Kaguya (#19), Happy Rainbow (#22), Enlightening (#6), Moonfleet (#16), Trapedo (#21), Nitrogen (#4), Dawn Party (#20), Boom

[] Ranking at each section and finish
 -:-:- No data available at this section
 NA No data available

SCN Saddle cloth number
 DNF Did not finish
 DNT Did not track



Sunshine Coast QLD Professional

Race 6: FTA Maiden Plate - 1400m

31 May 2024 - 17:25



Track Rating: Heavy 10, Weather: Overcast, Rail Position: +3m Entire

Section							200m	Last 600m	
Field Times							0:12.85 (0:12.85)	0:37.41	
Rank	TAB	Horse/Jockey	Barrier	Top Speed [km/h]	Fastest Section	Margin	Distance Travelled [m]		
1	15	KARIACTION Micheal Hellyer	15	65.0 Overall	0:11.91 1200m	0:12.67 [2] (0:12.67)	1:28.53	0:36.84	
2	7	ROTHESAY'S LAD Robbie Dolan	5	63.2 Overall	0:11.90 1200m	0:12.90 [1] (0:12.90)	0.2L	0:37.28	+0
3	13	BOLD ROUGE Jim Byrne	19	64.0 Overall	0:11.92 1200m	0:12.55 [5] (0:12.55)	0.4L	0:36.85	+2
4	18	ITZA MOTZA Cody Collis	6	64.3 1200m	0:11.79 1200m	0:12.56 [7] (0:12.56)	0.7L	0:36.63	-4
5	2	COUNTER James Orman	4	63.9 1200m	0:11.89 1200m	0:12.93 [6] (0:12.93)	2.5L	0:37.66	-7
6	17	ANTILLES Nikita Beriman	10	66.0 Overall	0:11.89 1200m	0:13.37 [3] (0:13.37)	4L	0:37.97	-2
7	24	ANACARDIUM Samantha Collett	21	64.7 Overall	0:11.74 1200m	0:13.31 [4] (0:13.31)	4.3L	0:38.20	-1
8	14	CHAPELLE Jag Guthmann-Chester	16	63.1 Overall	0:11.93 1200m	0:13.08 [9] (0:13.08)	5.3L	0:37.74	+1
9	8	GOOD KARMA Marnu Potgieter	20	64.6 Overall	0:11.99 1200m	0:13.48 [8] (0:13.48)	7.3L	0:37.82	+2
10	1	BRAMBLE BAY Michael Rodd	8	65.1 Overall	0:11.78 1200m	0:14.61 [10] (0:14.61)	14.3L	0:39.39	-4

Scratched: Autumnmation (#12), Pintura Rosa (#10), Provance (#11), Princess Kaguya (#19), Happy Rainbow (#22), Enlightening (#6), Moonfleet (#16), Trapedo (#21), Nitrogen (#4), Dawn Party (#20), Boom



Sunshine Coast QLD Professional

Race 6: FTA Maiden Plate - 1400m

31 May 2024 - 17:25



Track Rating: Heavy 10, Weather: Overcast, Rail Position: +3m Entire

Section		200m		Last 600m		
Field Times		0:12.85 (0:12.85)		0:37.41		
Rank	TAB Horse/Jockey	Barrier	Top Speed [km/h]	Fastest Section	Margin	Distance Travelled [m]
11	23 ARTZ ON FIRE	2	67.3	0:11.76	0:14.51 [11]	15.6L
	Morgan Butler		Overall	1200m	(0:14.51)	
						0:40.28 -4

Scratched: Autumnmation (#12), Pintura Rosa (#10), Provance (#11), Princess Kaguya (#19), Happy Rainbow (#22), Enlightening (#6), Moonfleet (#16), Trapedo (#21), Nitrogen (#4), Dawn Party (#20), Boom

[] Ranking at each section and finish
 -:-:-:- No data available at this section
 NA No data available

SCN Saddle cloth number
 DNF Did not finish
 DNT Did not track



Horse/Jockey Name	Kariation
Final Rank	1
Fastest Section Time (Section)	0:11.91 (1200m)
Top Speed [km/h] (Section)	65.0 (Overall)
Race State	Finished



Sunshine Coast QLD Professional

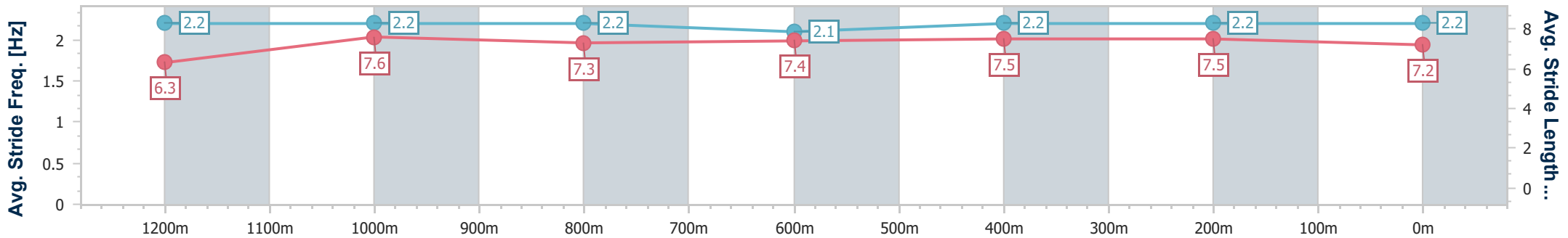
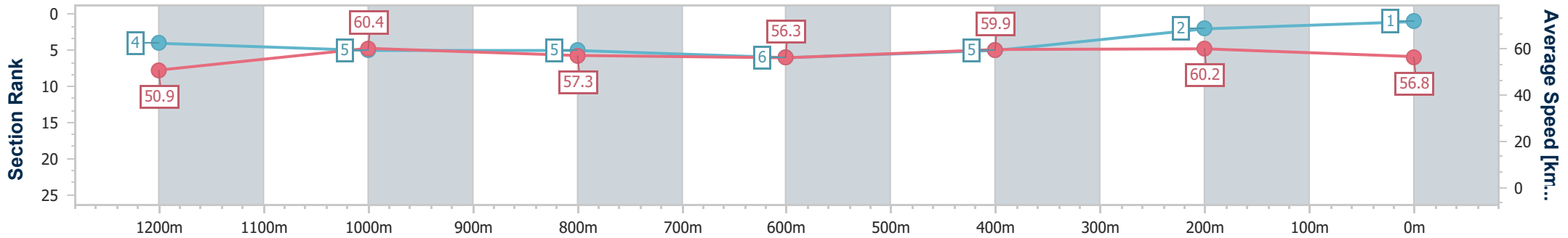
Race 6: FTA Maiden Plate - 1400m



31 May 2024 - 17:25

Track Rating: Heavy 10, Weather: Overcast, Rail Position: +3m Entire

Section	Overall	1200m	1000m	800m	600m	400m	200m
Section Times	1:28.53 [1] (0:14.16)	1:14.37 [4] (0:11.91)	1:02.46 [5] (0:12.65)	0:49.81 [5] (0:12.97)	0:36.84 [6] (0:12.21)	0:24.63 [5] (0:11.96)	0:12.67 [2] (0:12.67)
Average Speed [km/h]	50.9	60.4	57.3	56.3	59.9	60.2	56.8
Top Speed [km/h]	65.0	64.6	58.0	58.5	60.9	61.2	58.4
Avg. Dist. to Rail [m]	6.6	3.1	2.7	2.7	2.1	5.0	7.5
Avg. Stride Freq. [Hz]	2.2	2.2	2.2	2.1	2.2	2.2	2.2
Avg. Stride Length [m]	6.3	7.6	7.3	7.4	7.5	7.5	7.2



- [] Ranking at each section and finish
- .-.- No data available at this section
- NA No data available



Horse/Jockey Name	Rothsay's Lad
Final Rank	2
Fastest Section Time (Section)	0:11.90 (1200m)
Top Speed [km/h] (Section)	63.2 (Overall)
Race State	Finished



Sunshine Coast QLD Professional

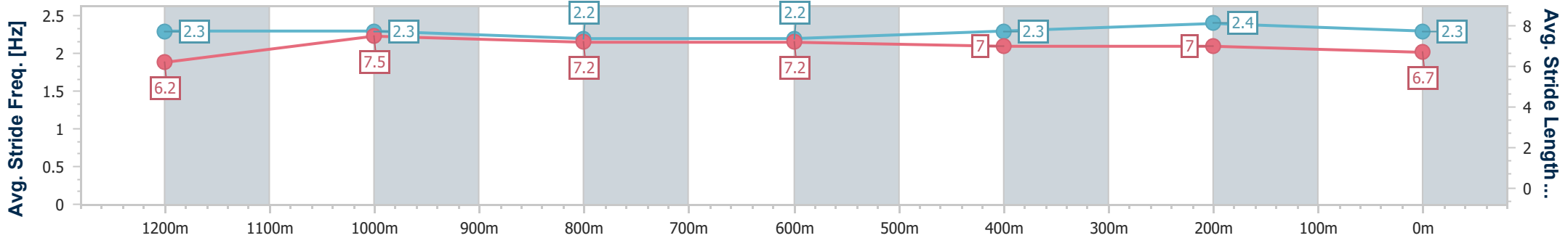
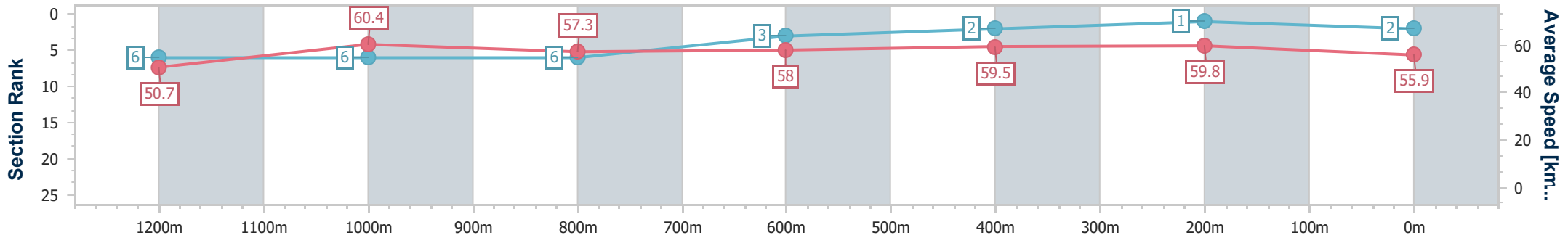
Race 6: FTA Maiden Plate - 1400m



31 May 2024 - 17:25

Track Rating: Heavy 10, Weather: Overcast, Rail Position: +3m Entire

Section	Overall	1200m	1000m	800m	600m	400m	200m
Section Times	1:28.58 [2] (0:14.22)	1:14.36 [6] (0:11.90)	1:02.46 [6] (0:12.61)	0:49.85 [6] (0:12.57)	0:37.28 [3] (0:12.35)	0:24.93 [2] (0:12.03)	0:12.90 [1] (0:12.90)
Average Speed [km/h]	50.7	60.4	57.3	58.0	59.5	59.8	55.9
Top Speed [km/h]	63.2	62.8	58.1	58.8	61.0	61.5	58.6
Avg. Dist. to Rail [m]	4.3	1.7	1.0	1.8	3.8	4.3	6.2
Avg. Stride Freq. [Hz]	2.3	2.3	2.2	2.2	2.3	2.4	2.3
Avg. Stride Length [m]	6.2	7.5	7.2	7.2	7.0	7.0	6.7



- [] Ranking at each section and finish
- .-.- No data available at this section
- NA No data available



Horse/Jockey Name	Bold Rouge
Final Rank	3
Fastest Section Time (Section)	0:11.92 (1200m)
Top Speed [km/h] (Section)	64.0 (Overall)
Race State	Finished



Sunshine Coast QLD Professional

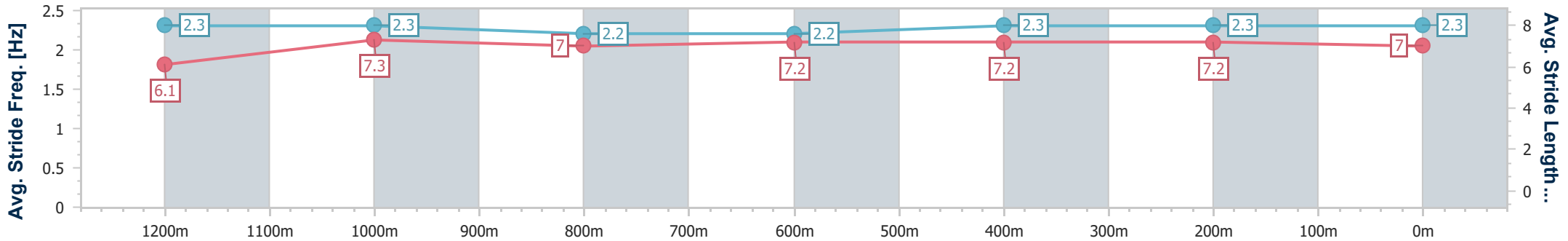
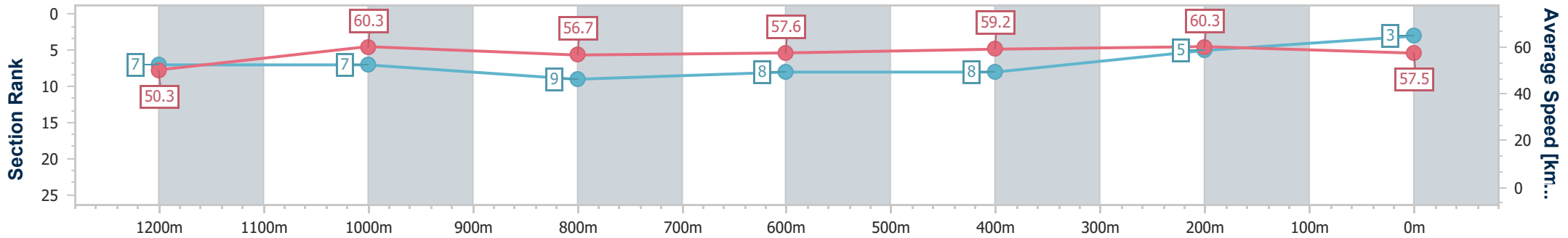
Race 6: FTA Maiden Plate - 1400m



31 May 2024 - 17:25

Track Rating: Heavy 10, Weather: Overcast, Rail Position: +3m Entire

Section	Overall	1200m	1000m	800m	600m	400m	200m
Section Times	1:28.64 [3] (0:14.35)	1:14.29 [7] (0:11.92)	1:02.37 [7] (0:12.85)	0:49.52 [9] (0:12.67)	0:36.85 [8] (0:12.35)	0:24.50 [8] (0:11.95)	0:12.55 [5] (0:12.55)
Average Speed [km/h]	50.3	60.3	56.7	57.6	59.2	60.3	57.5
Top Speed [km/h]	64.0	63.5	58.7	58.7	59.8	61.8	59.2
Avg. Dist. to Rail [m]	9.8	5.1	3.7	2.7	2.8	5.3	6.7
Avg. Stride Freq. [Hz]	2.3	2.3	2.2	2.2	2.3	2.3	2.3
Avg. Stride Length [m]	6.1	7.3	7.0	7.2	7.2	7.2	7.0



- [] Ranking at each section and finish
- .-.- No data available at this section
- NA No data available



Horse/Jockey Name	Itza Motza
Final Rank	4
Fastest Section Time (Section)	0:11.79 (1200m)
Top Speed [km/h] (Section)	64.3 (1200m)
Race State	Finished



Sunshine Coast QLD Professional

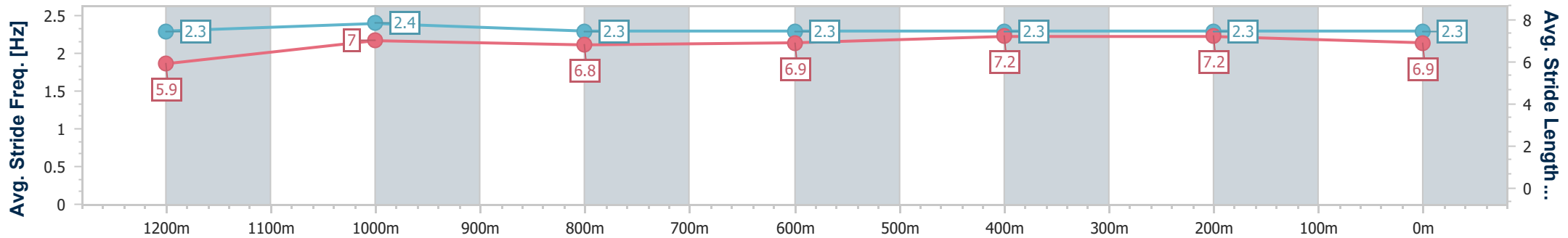
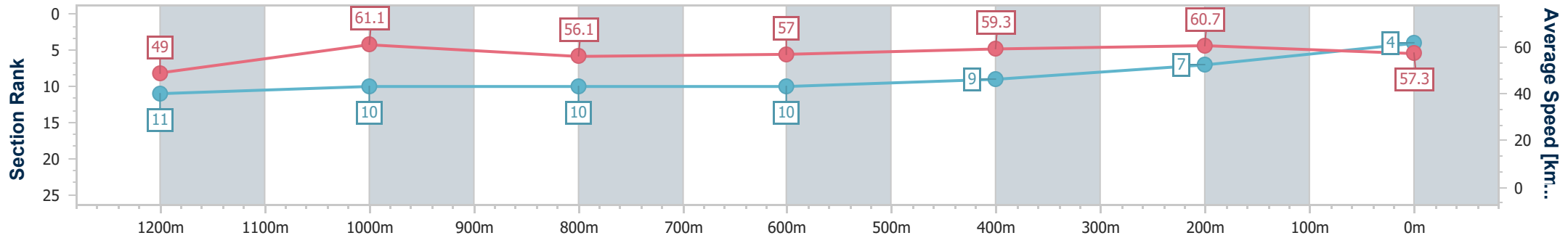
Race 6: FTA Maiden Plate - 1400m



31 May 2024 - 17:25

Track Rating: Heavy 10, Weather: Overcast, Rail Position: +3m Entire

Section	Overall	1200m	1000m	800m	600m	400m	200m
Section Times	1:28.71 [4] (0:14.66)	1:14.05 [11] (0:11.79)	1:02.26 [10] (0:12.88)	0:49.38 [10] (0:12.75)	0:36.63 [10] (0:12.21)	0:24.42 [9] (0:11.86)	0:12.56 [7] (0:12.56)
Average Speed [km/h]	49.0	61.1	56.1	57.0	59.3	60.7	57.3
Top Speed [km/h]	64.2	64.3	59.2	59.7	60.4	61.2	58.9
Avg. Dist. to Rail [m]	4.5	1.7	0.8	1.5	1.3	3.9	5.4
Avg. Stride Freq. [Hz]	2.3	2.4	2.3	2.3	2.3	2.3	2.3
Avg. Stride Length [m]	5.9	7.0	6.8	6.9	7.2	7.2	6.9



- [] Ranking at each section and finish
- .-.- No data available at this section
- NA No data available



Horse/Jockey Name	Counter
Final Rank	5
Fastest Section Time (Section)	0:11.89 (1200m)
Top Speed [km/h] (Section)	63.9 (1200m)
Race State	Finished



Sunshine Coast QLD Professional

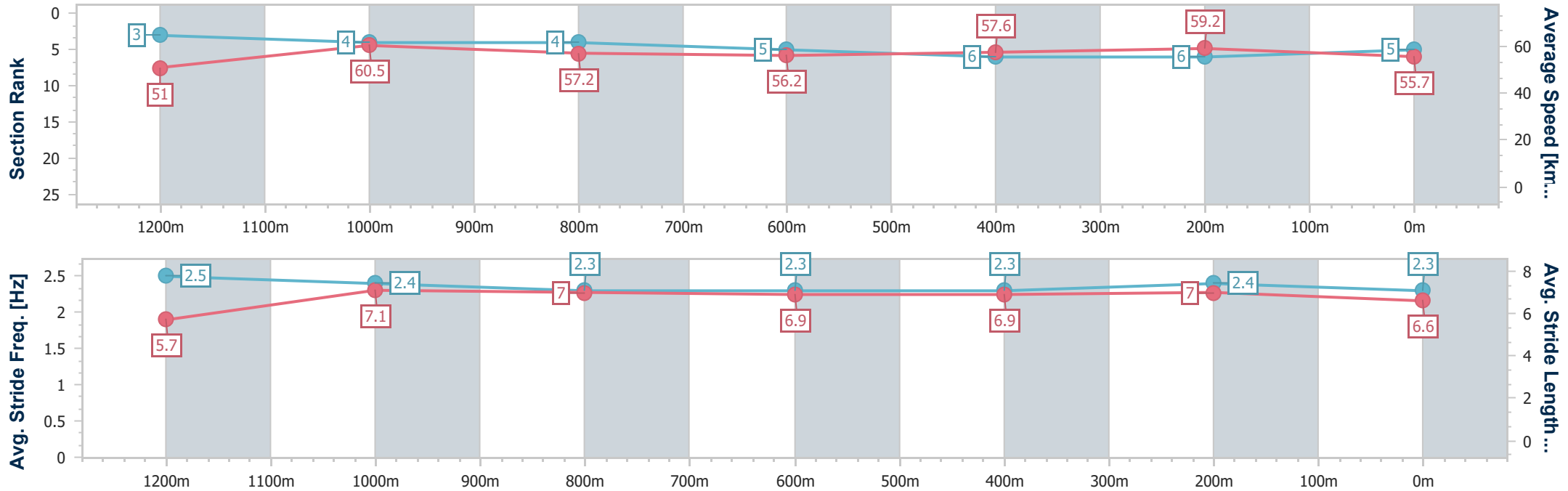
Race 6: FTA Maiden Plate - 1400m



31 May 2024 - 17:25

Track Rating: Heavy 10, Weather: Overcast, Rail Position: +3m Entire

Section	Overall	1200m	1000m	800m	600m	400m	200m
Section Times	1:29.03 [5] (0:14.11)	1:14.92 [3] (0:11.89)	1:03.03 [4] (0:12.61)	0:50.42 [4] (0:12.76)	0:37.66 [5] (0:12.58)	0:25.08 [6] (0:12.15)	0:12.93 [6] (0:12.93)
Average Speed [km/h]	51.0	60.5	57.2	56.2	57.6	59.2	55.7
Top Speed [km/h]	63.7	63.9	58.2	57.7	58.8	61.6	58.1
Avg. Dist. to Rail [m]	5.5	1.5	0.6	0.3	1.2	2.5	3.1
Avg. Stride Freq. [Hz]	2.5	2.4	2.3	2.3	2.3	2.4	2.3
Avg. Stride Length [m]	5.7	7.1	7.0	6.9	6.9	7.0	6.6



- [] Ranking at each section and finish
- .-.- No data available at this section
- NA No data available



Horse/Jockey Name	Antilles
Final Rank	6
Fastest Section Time (Section)	0:11.89 (1200m)
Top Speed [km/h] (Section)	66.0 (Overall)
Race State	Finished



Sunshine Coast QLD Professional

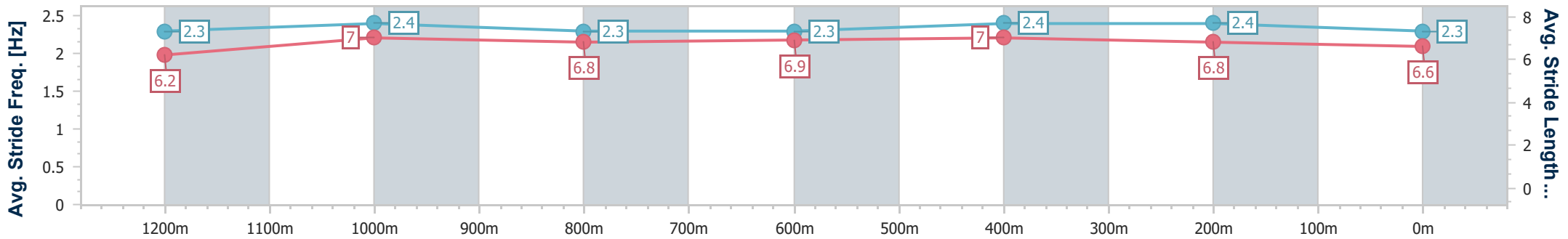
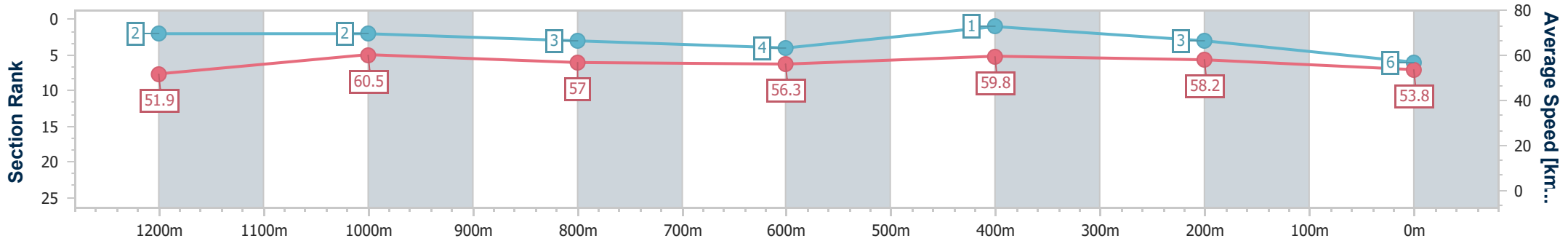
Race 6: FTA Maiden Plate - 1400m



31 May 2024 - 17:25

Track Rating: Heavy 10, Weather: Overcast, Rail Position: +3m Entire

Section	Overall	1200m	1000m	800m	600m	400m	200m
Section Times	1:29.30 [6] (0:13.89)	1:15.41 [2] (0:11.89)	1:03.52 [2] (0:12.68)	0:50.84 [3] (0:12.87)	0:37.97 [4] (0:12.27)	0:25.70 [1] (0:12.33)	0:13.37 [3] (0:13.37)
Average Speed [km/h]	51.9	60.5	57.0	56.3	59.8	58.2	53.8
Top Speed [km/h]	66.0	65.5	58.0	59.0	60.4	60.4	56.6
Avg. Dist. to Rail [m]	7.1	3.6	1.9	0.8	3.0	3.9	5.4
Avg. Stride Freq. [Hz]	2.3	2.4	2.3	2.3	2.4	2.4	2.3
Avg. Stride Length [m]	6.2	7.0	6.8	6.9	7.0	6.8	6.6



- [] Ranking at each section and finish
- .-.- No data available at this section
- NA No data available



Horse/Jockey Name	Anacardium
Final Rank	7
Fastest Section Time (Section)	0:11.74 (1200m)
Top Speed [km/h] (Section)	64.7 (Overall)
Race State	Finished



Sunshine Coast QLD Professional

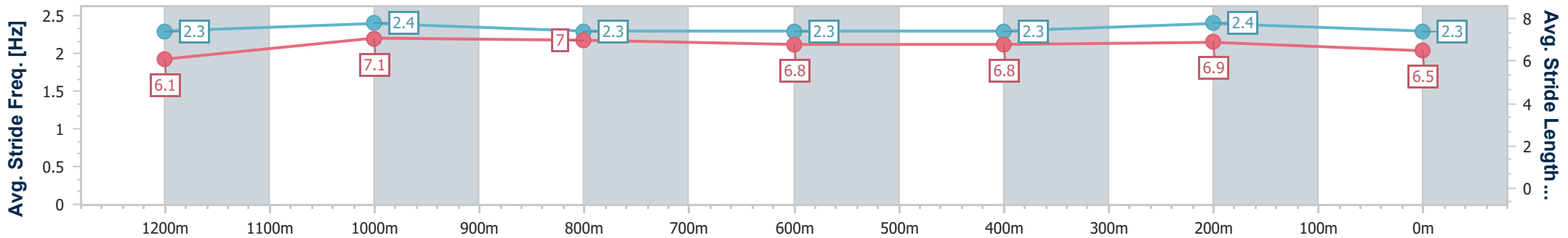
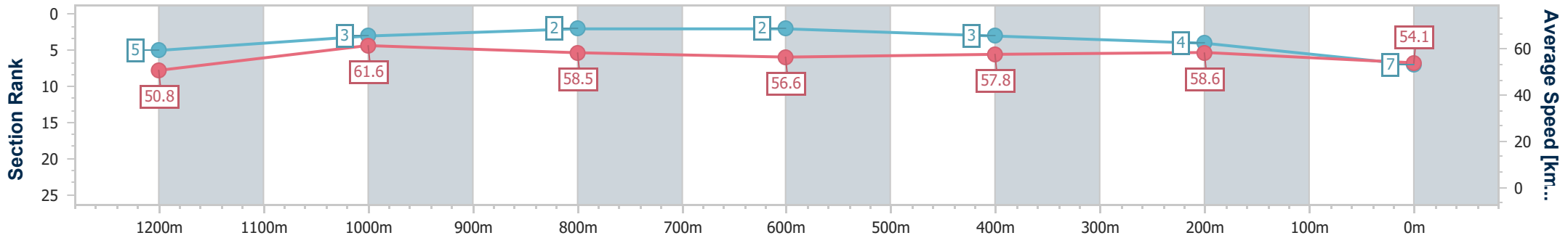
Race 6: FTA Maiden Plate - 1400m



31 May 2024 - 17:25

Track Rating: Heavy 10, Weather: Overcast, Rail Position: +3m Entire

Section	Overall	1200m	1000m	800m	600m	400m	200m
Section Times	1:29.37 [7] (0:14.17)	1:15.20 [5] (0:11.74)	1:03.46 [3] (0:12.39)	0:51.07 [2] (0:12.87)	0:38.20 [2] (0:12.57)	0:25.63 [3] (0:12.32)	0:13.31 [4] (0:13.31)
Average Speed [km/h]	50.8	61.6	58.5	56.6	57.8	58.6	54.1
Top Speed [km/h]	64.7	64.5	59.8	57.7	58.6	59.6	57.0
Avg. Dist. to Rail [m]	11.5	4.3	3.6	1.7	1.9	1.3	0.6
Avg. Stride Freq. [Hz]	2.3	2.4	2.3	2.3	2.3	2.4	2.3
Avg. Stride Length [m]	6.1	7.1	7.0	6.8	6.8	6.9	6.5



- [] Ranking at each section and finish
- .-.- No data available at this section
- NA No data available



Horse/Jockey Name	Chapelle
Final Rank	8
Fastest Section Time (Section)	0:11.93 (1200m)
Top Speed [km/h] (Section)	63.1 (Overall)
Race State	Finished



Sunshine Coast QLD Professional

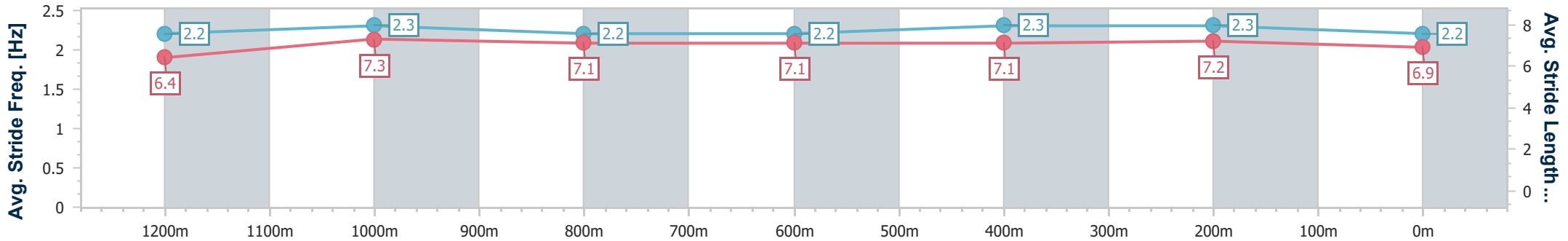
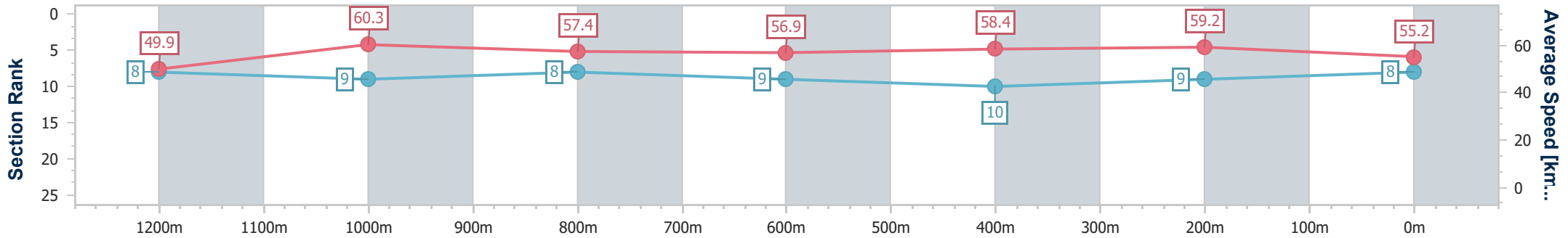
Race 6: FTA Maiden Plate - 1400m



31 May 2024 - 17:25

Track Rating: Heavy 10, Weather: Overcast, Rail Position: +3m Entire

Section	Overall	1200m	1000m	800m	600m	400m	200m
Section Times	1:29.57 [8] (0:14.42)	1:15.15 [8] (0:11.93)	1:03.22 [9] (0:12.63)	0:50.59 [8] (0:12.85)	0:37.74 [9] (0:12.53)	0:25.21 [10] (0:12.13)	0:13.08 [9] (0:13.08)
Average Speed [km/h]	49.9	60.3	57.4	56.9	58.4	59.2	55.2
Top Speed [km/h]	63.1	62.8	58.9	58.9	59.2	60.8	58.2
Avg. Dist. to Rail [m]	8.2	3.3	2.5	2.3	2.7	5.0	5.7
Avg. Stride Freq. [Hz]	2.2	2.3	2.2	2.2	2.3	2.3	2.2
Avg. Stride Length [m]	6.4	7.3	7.1	7.1	7.1	7.2	6.9



- [] Ranking at each section and finish
- .-.- No data available at this section
- NA No data available



Horse/Jockey Name	Good Karma
Final Rank	9
Fastest Section Time (Section)	0:11.99 (1200m)
Top Speed [km/h] (Section)	64.6 (Overall)
Race State	Finished



Sunshine Coast QLD Professional

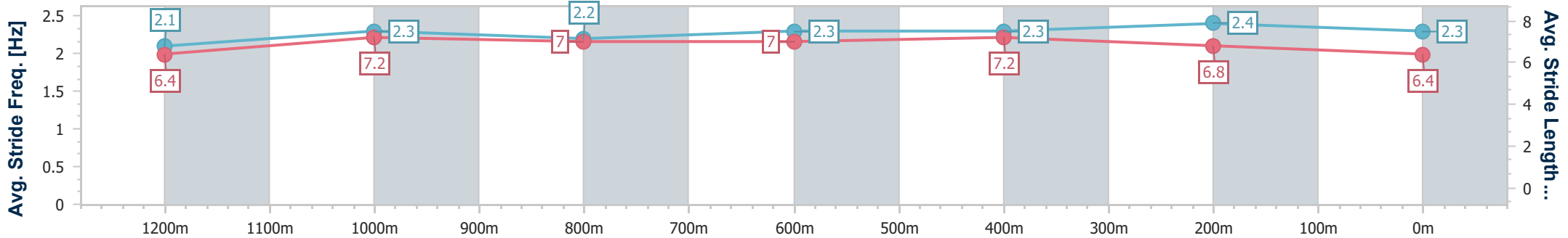
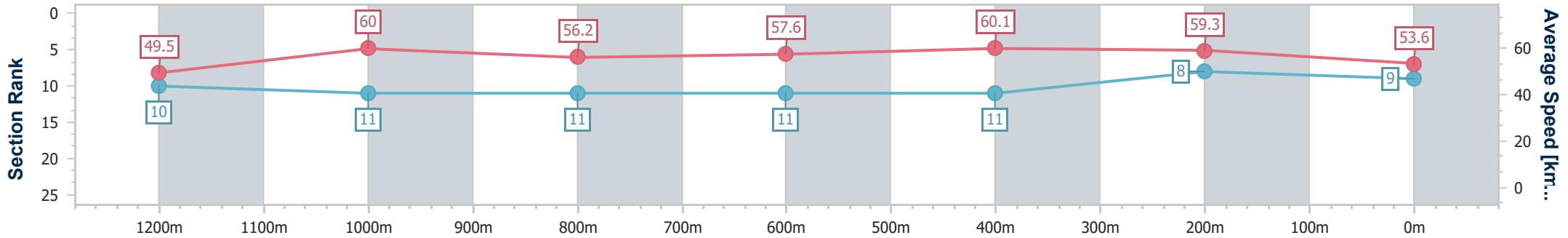
Race 6: FTA Maiden Plate - 1400m



31 May 2024 - 17:25

Track Rating: Heavy 10, Weather: Overcast, Rail Position: +3m Entire

Section	Overall	1200m	1000m	800m	600m	400m	200m
Section Times	1:29.93 [9] (0:14.60)	1:15.33 [10] (0:11.99)	1:03.34 [11] (0:12.88)	0:50.46 [11] (0:12.64)	0:37.82 [11] (0:12.25)	0:25.57 [11] (0:12.09)	0:13.48 [8] (0:13.48)
Average Speed [km/h]	49.5	60.0	56.2	57.6	60.1	59.3	53.6
Top Speed [km/h]	64.6	63.6	58.6	59.5	60.9	61.0	56.9
Avg. Dist. to Rail [m]	8.9	4.3	2.7	2.1	3.4	7.6	9.0
Avg. Stride Freq. [Hz]	2.1	2.3	2.2	2.3	2.3	2.4	2.3
Avg. Stride Length [m]	6.4	7.2	7.0	7.0	7.2	6.8	6.4



- [] Ranking at each section and finish
- .-.- No data available at this section
- NA No data available



Horse/Jockey Name	Bramble Bay
Final Rank	10
Fastest Section Time (Section)	0:11.78 (1200m)
Top Speed [km/h] (Section)	65.1 (Overall)
Race State	Finished



Sunshine Coast QLD Professional

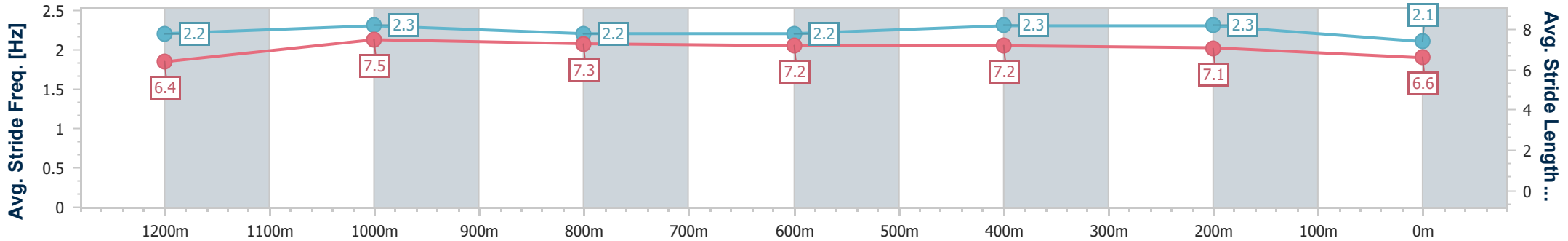
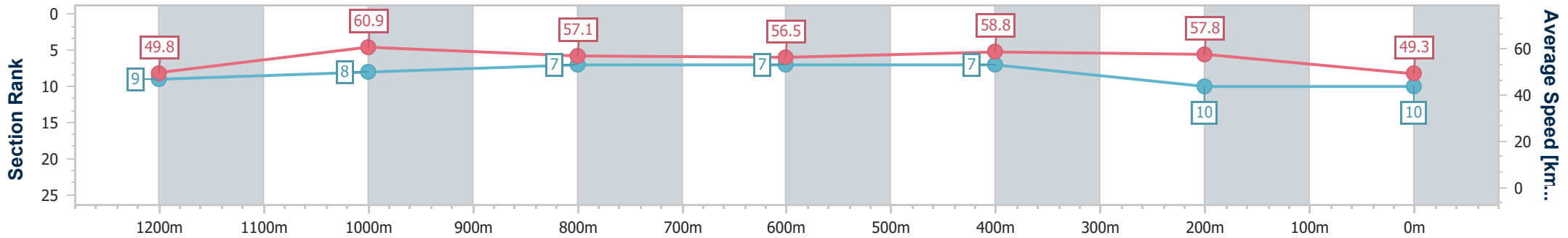
Race 6: FTA Maiden Plate - 1400m



31 May 2024 - 17:25

Track Rating: Heavy 10, Weather: Overcast, Rail Position: +3m Entire

Section	Overall	1200m	1000m	800m	600m	400m	200m
Section Times	1:31.15 [10] (0:14.50)	1:16.65 [9] (0:11.78)	1:04.87 [8] (0:12.68)	0:52.19 [7] (0:12.80)	0:39.39 [7] (0:12.34)	0:27.05 [7] (0:12.44)	0:14.61 [10] (0:14.61)
Average Speed [km/h]	49.8	60.9	57.1	56.5	58.8	57.8	49.3
Top Speed [km/h]	65.1	64.7	58.4	58.4	59.7	59.0	56.6
Avg. Dist. to Rail [m]	7.1	2.2	1.5	0.9	1.2	2.7	3.3
Avg. Stride Freq. [Hz]	2.2	2.3	2.2	2.2	2.3	2.3	2.1
Avg. Stride Length [m]	6.4	7.5	7.3	7.2	7.2	7.1	6.6



- [] Ranking at each section and finish
- .-.- No data available at this section
- NA No data available



Horse/Jockey Name	Artz On Fire
Final Rank	11
Fastest Section Time (Section)	0:11.76 (1200m)
Top Speed [km/h] (Section)	67.3 (Overall)
Race State	Finished



Sunshine Coast QLD Professional

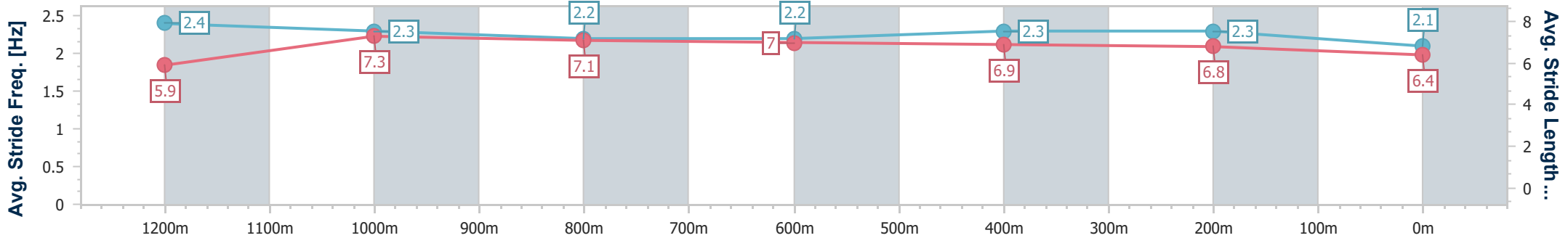
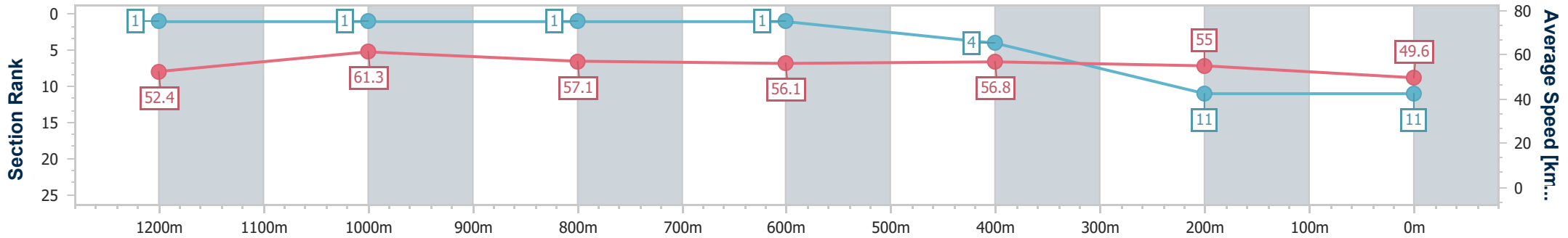
Race 6: FTA Maiden Plate - 1400m



31 May 2024 - 17:25

Track Rating: Heavy 10, Weather: Overcast, Rail Position: +3m Entire

Section	Overall	1200m	1000m	800m	600m	400m	200m
Section Times	1:31.40 [11] (0:13.78)	1:17.62 [1] (0:11.76)	1:05.86 [1] (0:12.66)	0:53.20 [1] (0:12.92)	0:40.28 [1] (0:12.69)	0:27.59 [4] (0:13.08)	0:14.51 [11] (0:14.51)
Average Speed [km/h]	52.4	61.3	57.1	56.1	56.8	55.0	49.6
Top Speed [km/h]	67.3	64.8	58.1	57.2	57.0	56.6	53.2
Avg. Dist. to Rail [m]	3.9	2.6	2.0	1.2	0.4	0.7	0.8
Avg. Stride Freq. [Hz]	2.4	2.3	2.2	2.2	2.3	2.3	2.1
Avg. Stride Length [m]	5.9	7.3	7.1	7.0	6.9	6.8	6.4



- [] Ranking at each section and finish
- .-.- No data available at this section
- NA No data available