



ALBION PARK, QLD
Race 1 - BORGBET TIPPING SERVICE Maiden H - 520M
03/06/2024 - 18:43:32 PM

RUG	NAME	BOX	SECTION-1	SECTION-2	HOME	FINISH TIME
1	Indy Cha Cha	1	5.96	17.75	13.10	30.85 [4]
2	Stellar Lass	2	5.73	17.59	13.19	30.78 [3]
3	Crazy Matrix	3	[]			
4	Awesome Story	4	5.50	17.36	13.08	30.44 [1]
5	Breakout Boy	5	5.62	17.44	13.20	30.64 [2]
6	Destini Jethro	6	5.93	18.05	12.93	30.98 [5]
7	Roger	7	5.68	17.84	13.33	31.17 [7]
8	Black Crater	8	5.78	18.12	13.38	31.50 [8]
9	Scorching Demon	3	5.71	17.93	13.22	31.15 [6]

RUG NAME BOX SECTION-1

SECTION-2

HOME

FINISH
TIME

	Baytown Marge	10	[]
--	----------------------	----	-----

Data based on IsoLynx Localised Positioning System.

Legend:

[] - Rank at each section

() - Avg. meters to rail for section

-- - No data available at section





ALBION PARK, QLD
 Race 2 - BOX 1 PHOTOGRAPHY Maiden H - 520M
 03/06/2024 - 19:05:33 PM

RUG	NAME	BOX	TOP SPEED	50M	100M	150M	200M	250M	300M	350M	400M	450M	500M	217M HOME	FINISH TIME
4	Billie's Lass	4	66.7km/h	4.08 [8] 49.8km/h (1.5M)	6.85 [8] 65.0km/h (0.6M)	9.59 [8] 65.7km/h (0.4M)	12.37 [6] 64.5km/h (0.6M)	15.21 [4] 63.6km/h (1.3M)	17.99 [4] 64.8km/h (1.5M)	20.86 [4] 62.8km/h (1.6M)	23.84 [4] 60.3km/h (1.5M)	26.93 [3] 58.3km/h (0.7M)	30.03 [3] 58.1km/h (0.6M)	13.09 59.8km/h (1.0M)	31.26 [1]
1	End Of Story	1	69.9km/h	3.74 [2] 52.6km/h (0.6M)	6.37 [2] 68.4km/h (0.8M)	9.04 [2] 67.4km/h (0.8M)	11.82 [2] 64.8km/h (1.0M)	14.66 [2] 63.3km/h (1.6M)	17.43 [2] 65.0km/h (1.3M)	20.32 [2] 62.5km/h (1.5M)	23.45 [1] 57.5km/h (2.0M)	26.83 [2] 53.5km/h (1.5M)	30.00 [1] 56.7km/h (0.3M)	13.67 57.5km/h (1.2M)	31.28 [2]
3	Destini Kadali	3	69.7km/h	3.67 [1] 52.3km/h (1.2M)	6.32 [1] 67.8km/h (0.5M)	8.97 [1] 68.0km/h (0.7M)	11.73 [1] 65.1km/h (0.9M)	14.58 [1] 63.2km/h (1.6M)	17.38 [1] 64.3km/h (1.8M)	20.30 [1] 61.7km/h (1.8M)	23.45 [2] 57.1km/h (2.3M)	26.81 [1] 53.7km/h (1.9M)	30.01 [2] 56.2km/h (0.9M)	13.72 57.1km/h (1.6M)	31.29 [3]
8	Brewery Town	8	65.8km/h	3.86 [7] 49.9km/h (3.6M)	6.69 [7] 63.4km/h (2.5M)	9.48 [7] 64.4km/h (1.3M)	12.63 [7] 57.3km/h (1.2M)	15.55 [6] 61.8km/h (1.1M)	18.33 [6] 64.7km/h (1.2M)	21.20 [5] 62.8km/h (1.3M)	24.17 [5] 60.5km/h (1.3M)	27.21 [5] 59.2km/h (0.7M)	30.25 [4] 59.4km/h (0.1M)	12.95 60.4km/h (0.8M)	31.47 [4]
2	Baytown Stripe	2	69.4km/h	3.84 [5] 51.6km/h (1.5M)	6.50 [4] 67.6km/h (1.2M)	9.23 [3] 66.0km/h (1.5M)	12.04 [3] 64.0km/h (1.4M)	14.86 [3] 63.8km/h (2.0M)	17.70 [3] 63.5km/h (3.5M)	20.64 [3] 61.2km/h (2.2M)	23.73 [3] 58.3km/h (2.0M)	26.97 [4] 55.6km/h (1.3M)	30.26 [5] 54.6km/h (2.6M)	13.72 57.1km/h (2.0M)	31.60 [5]
5	Anytime Raven	5	67.4km/h	3.77 [3] 50.8km/h (2.9M)	6.49 [3] 66.1km/h (2.0M)	9.31 [4] 63.8km/h (1.8M)	12.23 [4] 61.6km/h (1.4M)	15.38 [5] 57.5km/h (2.0M)	18.28 [5] 61.9km/h (2.4M)	21.26 [6] 60.4km/h (2.0M)	24.31 [6] 59.0km/h (1.6M)	27.36 [6] 59.0km/h (0.6M)	30.42 [6] 58.9km/h (1.2M)	13.18 59.4km/h (1.3M)	31.65 [6]
7	Wotan Road	7	66.0km/h	3.83 [4] 50.0km/h (3.4M)	6.68 [6] 63.2km/h (2.4M)	9.43 [5] 65.5km/h (0.8M)	12.26 [5] 63.6km/h (0.6M)	15.55 [7] 55.1km/h (2.3M)	18.52 [7] 60.6km/h (2.9M)	21.49 [7] 60.5km/h (1.9M)	24.57 [7] 58.5km/h (1.5M)	27.70 [7] 57.5km/h (0.8M)	30.89 [7] 56.6km/h (0.6M)	13.47 58.1km/h (1.1M)	32.18 [7]
6	Champagne Mia	6	66.4km/h	3.86 [6] 50.3km/h (2.4M)	6.61 [5] 65.2km/h (1.6M)	9.44 [6] 63.6km/h (0.9M)	12.79 [8] 54.0km/h (1.0M)	15.81 [8] 59.6km/h (1.4M)	18.66 [8] 63.1km/h (2.2M)	21.75 [8] 58.3km/h (1.8M)	24.87 [8] 57.8km/h (1.6M)	27.94 [8] 58.5km/h (0.8M)	30.98 [8] 59.3km/h (1.1M)	13.38 58.5km/h (1.3M)	32.23 [8]

Data based on IsoLynx Localised Positioning System.
 Legend:
 [] - Rank at each section
 () - Avg. meters to rail for section
 --- - No data available at section





ALBION PARK, QLD
Race 3 - GARRARD'S HORSE AND HOUND - 520M
03/06/2024 - 19:27:34 PM

RUG	NAME	BOX	SECTION-1	SECTION-2	HOME	FINISH TIME
1	Destini Novella	1	5.81	17.76	13.02	30.78 [4]
2	Callisto	2	5.48	17.31	13.20	30.51 [2]
3	Hester Rhode	3	5.73	18.01	13.06	31.07 [5]
4	Bundy Herrera	4	5.68	17.98	13.68	31.66 [8]
5	Bowled Shane	5	5.68	18.08	13.03	31.11 [6]
6	Howdy Doody	6	5.56	17.28	13.22	30.50 [1]
7	Tim Harrison	7	[]			
8	Destini Falcon	8	5.74	18.17	13.27	31.44 [7]
9	Trunkey Doll	7	5.63	17.55	13.01	30.56 [3]



ALBION PARK, QLD
Race 4 - TAB - VENUE MODE - 520M
03/06/2024 - 19:49:39 PM

RUG	NAME	BOX	TOP SPEED	50M	100M	150M	200M	250M	300M	350M	400M	450M	500M	217M HOME	FINISH TIME
5	Special Baz	5	70.3km/h	3.66 [1] 52.6km/h (1.0M)	6.30 [1] 68.3km/h (0.2M)	8.90 [1] 69.3km/h (0.7M)	11.59 [1] 66.8km/h (1.0M)	14.38 [1] 64.6km/h (1.9M)	17.10 [1] 66.1km/h (1.5M)	19.94 [1] 63.5km/h (1.8M)	22.91 [1] 60.5km/h (1.3M)	25.97 [1] 59.0km/h (0.7M)	29.08 [1] 57.9km/h (0.5M)	13.04 60.0km/h (1.0M)	30.33 [1]
8	Cash Cloud	8	67.2km/h	3.82 [4] 51.0km/h (3.8M)	6.56 [5] 65.7km/h (2.4M)	9.32 [5] 65.3km/h (1.0M)	12.08 [5] 65.1km/h (0.6M)	14.85 [5] 65.0km/h (1.2M)	17.55 [4] 66.8km/h (1.2M)	20.39 [4] 63.6km/h (1.4M)	23.38 [4] 60.2km/h (1.2M)	26.33 [4] 60.9km/h (0.3M)	29.28 [3] 61.1km/h (0.1M)	12.74 61.4km/h (0.7M)	30.47 [2]
6	Canya Express	6	69.2km/h	3.72 [2] 52.1km/h (3.1M)	6.39 [2] 67.4km/h (1.8M)	9.01 [2] 68.5km/h (0.6M)	11.76 [2] 65.5km/h (1.2M)	14.53 [2] 65.1km/h (1.4M)	17.25 [2] 66.1km/h (2.3M)	20.10 [2] 63.1km/h (1.8M)	23.11 [2] 60.0km/h (1.1M)	26.17 [2] 58.8km/h (0.3M)	29.26 [2] 58.2km/h (1.0M)	13.11 59.8km/h (1.1M)	30.53 [3]
1	Solar Rose	1	70.2km/h	3.87 [6] 51.1km/h (0.3M)	6.52 [4] 67.8km/h (0.3M)	9.15 [4] 68.5km/h (0.4M)	11.90 [3] 65.5km/h (0.7M)	14.71 [3] 64.0km/h (1.4M)	17.44 [3] 65.8km/h (2.2M)	20.27 [3] 63.6km/h (1.6M)	23.25 [3] 60.5km/h (1.2M)	26.32 [3] 58.7km/h (1.1M)	29.42 [4] 58.2km/h (1.8M)	13.03 60.1km/h (1.5M)	30.66 [4]
3	Destini Lorenzo	3	66.7km/h	3.86 [5] 50.8km/h (0.8M)	6.61 [7] 65.3km/h (0.5M)	9.40 [6] 64.8km/h (0.5M)	12.23 [6] 63.5km/h (0.7M)	15.09 [6] 63.1km/h (1.4M)	17.87 [6] 64.7km/h (1.3M)	20.76 [6] 62.3km/h (1.3M)	23.79 [6] 59.4km/h (1.0M)	26.84 [6] 58.9km/h (0.4M)	29.95 [5] 57.9km/h (0.1M)	13.15 59.3km/h (0.7M)	31.21 [5]
7	Trips And Cars	7	68.7km/h	3.81 [3] 51.8km/h (3.4M)	6.47 [3] 67.6km/h (2.2M)	9.13 [3] 67.6km/h (1.1M)	11.92 [4] 64.5km/h (1.4M)	14.78 [4] 62.9km/h (2.1M)	17.60 [5] 63.9km/h (2.7M)	20.54 [5] 61.2km/h (1.9M)	23.61 [5] 58.6km/h (1.2M)	26.76 [5] 57.2km/h (0.5M)	30.02 [6] 55.2km/h (0.6M)	13.57 57.7km/h (1.0M)	31.36 [6]
2	Baytown Jordy	2	68.9km/h	3.91 [7] 51.6km/h (1.0M)	6.60 [6] 66.8km/h (1.3M)	9.47 [7] 62.7km/h (1.6M)	12.31 [7] 63.3km/h (1.5M)	15.14 [7] 63.6km/h (2.1M)	17.93 [7] 64.5km/h (2.8M)	20.87 [7] 61.4km/h (1.9M)	23.95 [7] 58.4km/h (1.5M)	27.08 [7] 57.5km/h (0.5M)	30.33 [7] 55.5km/h (1.4M)	13.54 57.8km/h (1.3M)	31.66 [7]

Data based on IsoLynx Localised Positioning System.

Legend:

[] - Rank at each section

() - Avg. meters to rail for section

-- - No data available at section





ALBION PARK, QLD
 Race 5 - FABREGAS @ METICULOUS LODGE - 710M
 03/06/2024 - 20:07:30 PM

RUG	NAME	BOX	TOP SPEED	50M	100M	150M	200M	250M	300M	350M	400M	450M	500M	550M	600M	650M	700M	217M HOME	FINISH TIME
6	I'M Sandwiches	6	67.8km/h	3.78 [1] (3.2M)	6.64 [2] (2.1M)	9.53 [2] (1.6M)	12.33 [2] (1.0M)	15.06 [2] (1.0M)	17.73 [2] (0.8M)	20.55 [2] (0.8M)	23.52 [2] (1.2M)	26.57 [2] (2.0M)	29.56 [2] (2.2M)	32.68 [2] (1.7M)	35.91 [2] (1.3M)	39.19 [2] (0.8M)	42.45 [1] (1.0M)	13.95 (1.2M)	43.12 [1]
8	Tiki Bar	8	67.5km/h	3.79 [3] (3.9M)	6.62 [1] (2.4M)	9.42 [1] (1.4M)	12.16 [1] (0.4M)	14.89 [1] (0.9M)	17.56 [1] (0.6M)	20.37 [1] (0.3M)	23.33 [1] (0.8M)	26.35 [1] (1.4M)	29.34 [1] (2.0M)	32.49 [1] (1.4M)	35.77 [1] (0.7M)	39.11 [1] (0.2M)	42.51 [2] (0.4M)	14.26 (0.7M)	43.21 [2]
2	Coruscate	2	64.5km/h	3.86 [5] (1.4M)	6.86 [5] (1.7M)	9.72 [5] (1.4M)	12.55 [5] (0.5M)	15.40 [6] (0.3M)	18.25 [5] (0.3M)	21.14 [4] (0.8M)	24.12 [4] (1.2M)	27.15 [4] (2.3M)	30.12 [4] (2.9M)	33.24 [4] (1.7M)	36.44 [4] (1.0M)	39.69 [3] (0.3M)	42.92 [3] (0.6M)	13.88 (0.9M)	43.59 [3]
4	Pursuer	4	66.7km/h	3.84 [4] (2.2M)	6.73 [4] (1.8M)	9.64 [4] (1.9M)	12.49 [4] (1.1M)	15.31 [3] (1.6M)	18.04 [3] (1.3M)	21.30 [5] (0.9M)	24.38 [5] (0.8M)	27.38 [5] (1.2M)	30.32 [5] (1.3M)	33.45 [5] (1.4M)	36.73 [5] (0.9M)	39.98 [4] (0.2M)	43.17 [4] (0.1M)	13.90 (0.7M)	43.82 [4]
1	Walk Me Daddy	1	km/h	--	--	--	--	--	--	--	--	--	--	--	--	--	--	--	43.90 [5]
3	She's In Clover	3	63.2km/h	3.79 [2] (1.8M)	6.67 [3] (1.7M)	9.61 [3] (1.2M)	12.49 [3] (0.6M)	15.38 [5] (0.6M)	18.28 [6] (0.5M)	21.30 [6] (1.6M)	24.40 [6] (1.7M)	27.56 [6] (2.6M)	30.63 [6] (2.4M)	33.84 [6] (1.7M)	37.12 [6] (1.1M)	40.44 [5] (0.6M)	43.72 [5] (0.6M)	14.18 (1.0M)	44.40 [6]

Data based on IsoLynx Localised Positioning System.
 Legend:
 [] - Rank at each section
 () - Avg. meters to rail for section
 --- No data available at section





ALBION PARK, QLD
Race 6 - SKY RACING - 600M
03/06/2024 - 20:29:46 PM

RUG	NAME	BOX	TOP SPEED	50M	100M	150M	200M	250M	300M	350M	400M	450M	500M	550M	600M	217M HOME	FINISH TIME
6	Inconspicuous	6	73.1km/h	3.70 [1] 52.1km/h (1.9M)	6.35 [1] 67.9km/h (0.5M)	8.90 [1] 70.7km/h (0.4M)	11.41 [1] 71.7km/h (0.3M)	14.07 [1] 67.7km/h (0.6M)	16.90 [1] 63.6km/h (1.2M)	19.78 [1] 62.5km/h (1.9M)	22.65 [1] 62.7km/h (1.8M)	25.70 [1] 59.1km/h (1.4M)	28.83 [1] 57.5km/h (0.8M)	32.05 [1] 55.9km/h (0.2M)	35.32 [1] 55.4km/h (0.2M)	13.63 57.4km/h (0.7M)	35.32 [1]
2	Instant Cash	2	70.5km/h	3.76 [2] 51.2km/h (0.9M)	6.50 [2] 65.8km/h (0.5M)	9.10 [2] 69.2km/h (0.8M)	11.68 [2] 69.7km/h (0.5M)	14.39 [2] 66.5km/h (0.5M)	17.23 [2] 63.5km/h (1.0M)	20.15 [2] 61.7km/h (2.3M)	23.02 [2] 62.5km/h (2.2M)	26.05 [2] 59.5km/h (1.5M)	29.13 [2] 58.4km/h (0.8M)	32.25 [2] 57.7km/h (0.2M)	35.43 [2] 57.3km/h (0.7M)	13.37 58.5km/h (0.9M)	35.43 [2]
3	Fast Money	3	70.0km/h	3.80 [3] 50.6km/h (1.4M)	6.57 [3] 64.8km/h (1.5M)	9.20 [3] 68.5km/h (2.6M)	11.81 [3] 69.0km/h (1.5M)	14.54 [3] 65.9km/h (0.8M)	17.39 [3] 63.2km/h (1.2M)	20.25 [3] 63.0km/h (1.5M)	23.10 [3] 63.1km/h (2.3M)	26.14 [3] 59.3km/h (2.1M)	29.22 [3] 58.4km/h (1.3M)	32.34 [3] 57.7km/h (1.1M)	35.46 [3] 58.2km/h (2.8M)	13.31 58.7km/h (1.9M)	35.46 [3]
4	Pockets Watson	4	71.4km/h	3.85 [5] 49.7km/h (1.6M)	6.68 [4] 63.7km/h (0.9M)	9.28 [4] 69.2km/h (0.5M)	11.86 [4] 69.8km/h (0.4M)	14.62 [4] 65.2km/h (0.4M)	17.50 [4] 62.6km/h (1.0M)	20.38 [4] 62.5km/h (2.0M)	23.20 [4] 63.8km/h (1.8M)	26.21 [4] 59.9km/h (1.5M)	29.30 [4] 58.2km/h (0.8M)	32.43 [4] 57.6km/h (0.3M)	35.54 [4] 58.4km/h (0.3M)	13.28 58.9km/h (0.8M)	35.54 [4]
5	Portman's Lass	5	69.9km/h	3.85 [4] 50.4km/h (2.4M)	6.75 [5] 62.1km/h (2.1M)	9.40 [5] 68.0km/h (2.0M)	11.99 [5] 69.5km/h (0.6M)	14.72 [5] 65.8km/h (0.8M)	17.58 [5] 63.0km/h (1.4M)	20.48 [5] 62.1km/h (3.3M)	23.33 [5] 63.2km/h (2.3M)	26.34 [5] 59.9km/h (1.7M)	29.38 [5] 59.1km/h (1.0M)	32.49 [5] 58.0km/h (1.1M)	35.62 [5] 58.1km/h (1.2M)	13.24 59.1km/h (1.3M)	35.62 [5]
7	Henry Locksmith	7	69.6km/h	3.87 [6] 49.9km/h (2.9M)	6.78 [6] 61.8km/h (2.8M)	9.44 [6] 67.6km/h (3.3M)	12.08 [6] 68.4km/h (1.6M)	14.82 [6] 65.6km/h (1.0M)	17.68 [6] 63.1km/h (1.5M)	20.53 [6] 63.0km/h (2.2M)	23.39 [6] 62.8km/h (2.1M)	26.49 [6] 58.2km/h (1.9M)	29.56 [6] 58.7km/h (1.0M)	32.67 [6] 57.8km/h (0.8M)	35.82 [6] 57.8km/h (1.3M)	13.39 58.4km/h (1.3M)	35.82 [6]
1	Circle The Sky	1	65.0km/h	4.19 [7] 46.1km/h (0.6M)	7.19 [7] 60.1km/h (0.4M)	10.04 [7] 63.1km/h (0.3M)	12.84 [7] 64.1km/h (0.2M)	15.73 [7] 62.3km/h (0.3M)	18.70 [7] 60.6km/h (0.9M)	21.69 [7] 60.4km/h (1.3M)	24.61 [7] 61.5km/h (1.3M)	27.73 [7] 57.7km/h (1.5M)	30.96 [7] 55.8km/h (0.9M)	34.22 [7] 55.3km/h (0.4M)	37.37 [7] 57.4km/h (0.2M)	13.74 56.9km/h (0.8M)	37.37 [7]

Data based on IsoLynx Localised Positioning System.

Legend:

[] - Rank at each section



() - Avg. meters to rail for section

--- No data available at section





ALBION PARK, QLD
Race 7 - ROSEWOOD VETERINARY SERVICE 5th Grade H - 520M
03/06/2024 - 20:51:35 PM


RUG	NAME	BOX	SECTION-1	SECTION-2	HOME	FINISH TIME
1	Situation Room	1	5.72	17.70	13.03	30.73 [4]
	That's Nuts	2	5.64	17.28	12.84	30.12 [1]
3	My King	3	5.81	18.01	13.84	31.85 [6]
4	Fanciful	4	5.72	18.09	13.79	31.88 [7]
5	Obliging Lionel	5	5.53	17.43	13.22	30.65 [2]
6	Electric Cha Cha	6	5.68	17.59	13.10	30.69 [3]
7	Blue Raptor	7	5.62	17.56	14.55	32.11 [8]
8	Locked On Scotch	8	5.70	17.64	14.18	31.82 [5]
	Major Reisman	9				

RUG NAME BOX SECTION-1

SECTION-2

HOME

FINISH
TIME

	Julane Ava	10	[]
--	------------	----	----

Data based on IsoLynx Localised Positioning System.

Legend:

[] - Rank at each section

() - Avg. meters to rail for section

-- - No data available at section





ALBION PARK, QLD
 Race 8 - TIGGERLONG TONK @ STUD 5th Grade H - 520M
 03/06/2024 - 21:13:38 PM

RUG	NAME	BOX	TOP SPEED	50M	100M	150M	200M	250M	300M	350M	400M	450M	500M	217M HOME	FINISH TIME
1	Obliging Bill	1	70.7km/h	3.69 [2] 52.7km/h (0.2M)	6.30 [1] 68.9km/h (0.1M)	8.89 [1] 69.4km/h (0.4M)	11.57 [1] 67.3km/h (0.7M)	14.32 [1] 65.4km/h (1.2M)	17.06 [1] 65.8km/h (1.1M)	19.91 [1] 63.3km/h (1.4M)	22.90 [1] 60.1km/h (1.1M)	25.96 [1] 59.0km/h (0.3M)	29.09 [1] 57.5km/h (0.2M)	13.11 59.5km/h (0.7M)	30.36 [1]
3	Weblec Jewel	3	69.8km/h	3.71 [4] 52.0km/h (0.8M)	6.36 [3] 67.8km/h (0.3M)	9.04 [2] 67.4km/h (0.7M)	11.79 [2] 65.2km/h (1.2M)	14.60 [2] 64.2km/h (1.5M)	17.35 [2] 65.4km/h (2.0M)	20.19 [2] 63.3km/h (1.7M)	23.17 [2] 60.6km/h (1.2M)	26.17 [2] 60.0km/h (0.5M)	29.19 [2] 59.6km/h (0.7M)	12.86 60.8km/h (0.9M)	30.40 [2]
4	Daysea's Chief	4	69.2km/h	3.85 [8] 51.4km/h (1.6M)	6.51 [8] 67.6km/h (1.2M)	9.22 [8] 66.5km/h (1.3M)	11.99 [5] 65.0km/h (0.8M)	14.86 [5] 62.9km/h (1.4M)	17.61 [5] 65.4km/h (1.9M)	20.45 [4] 63.3km/h (1.5M)	23.44 [4] 60.2km/h (1.2M)	26.45 [4] 59.9km/h (0.8M)	29.47 [4] 59.6km/h (0.9M)	12.91 60.7km/h (1.1M)	30.70 [3]
6	Wild As Her	6	69.4km/h	3.66 [1] 52.2km/h (2.5M)	6.32 [2] 67.6km/h (1.4M)	9.07 [3] 65.8km/h (1.2M)	11.92 [4] 63.1km/h (1.3M)	14.72 [3] 64.4km/h (1.6M)	17.46 [3] 65.6km/h (2.4M)	20.32 [3] 63.0km/h (1.8M)	23.32 [3] 60.0km/h (1.1M)	26.37 [3] 59.1km/h (0.4M)	29.45 [3] 58.5km/h (0.5M)	13.06 60.0km/h (0.9M)	30.71 [4]
2	Jimary Stellar	2	69.4km/h	3.79 [7] 51.3km/h (0.8M)	6.45 [7] 67.5km/h (0.4M)	9.15 [6] 66.8km/h (1.5M)	12.04 [6] 62.2km/h (1.6M)	14.94 [6] 62.1km/h (2.1M)	17.75 [7] 64.0km/h (2.5M)	20.65 [6] 62.2km/h (1.8M)	23.70 [6] 59.1km/h (1.2M)	26.77 [5] 58.6km/h (0.7M)	29.81 [5] 59.2km/h (0.9M)	13.11 59.7km/h (1.1M)	31.05 [5]
8	Cleverly Ava	8	68.9km/h	3.74 [6] 51.7km/h (3.7M)	6.41 [6] 67.3km/h (2.3M)	9.16 [7] 65.4km/h (2.2M)	12.15 [8] 60.3km/h (2.5M)	15.04 [8] 62.5km/h (3.0M)	17.81 [8] 64.8km/h (4.0M)	20.69 [8] 62.5km/h (2.7M)	23.73 [7] 59.2km/h (2.1M)	26.87 [7] 57.3km/h (1.8M)	29.97 [6] 58.1km/h (2.2M)	13.22 59.2km/h (2.2M)	31.22 [6]
10	Julane Ava	7	69.1km/h	3.72 [5] 51.8km/h (2.9M)	6.39 [5] 67.5km/h (1.9M)	9.09 [4] 66.5km/h (2.0M)	11.92 [3] 63.7km/h (2.3M)	14.79 [4] 62.8km/h (2.6M)	17.60 [4] 64.0km/h (3.0M)	20.56 [5] 60.9km/h (2.6M)	23.68 [5] 57.8km/h (1.9M)	26.85 [6] 56.8km/h (1.3M)	30.02 [7] 56.8km/h (1.0M)	13.50 58.1km/h (1.6M)	31.29 [7]
5	Cheeky Cha Cha	5	69.7km/h	3.69 [3] 51.9km/h (1.3M)	6.36 [4] 67.5km/h (0.7M)	9.14 [5] 65.0km/h (1.3M)	12.05 [7] 61.9km/h (2.0M)	14.94 [7] 62.3km/h (2.8M)	17.73 [6] 64.5km/h (3.2M)	20.66 [7] 61.5km/h (2.2M)	23.82 [8] 56.9km/h (1.5M)	26.92 [8] 58.0km/h (0.6M)	30.03 [8] 58.0km/h (0.6M)	13.37 58.5km/h (1.2M)	31.29 [8]

Data based on IsoLynx Localised Positioning System.

Legend:

[] - Rank at each section

() - Avg. meters to rail for section

-- - No data available at section





ALBION PARK, QLD
 Race 9 - CARINA LEAGUES CLUB 5th Grade H - 520M
 03/06/2024 - 21:31:28 PM

RUG	NAME	BOX	TOP SPEED	50M	100M	150M	200M	250M	300M	350M	400M	450M	500M	217M HOME	FINISH TIME
7	Judged	7	69.5km/h	3.80 [6] 51.8km/h (3.6M)	6.44 [5] 67.9km/h (2.4M)	9.18 [2] 65.7km/h (1.7M)	11.92 [1] 65.6km/h (0.9M)	14.72 [1] 64.5km/h (1.6M)	17.46 [1] 65.7km/h (2.9M)	20.30 [1] 63.4km/h (2.1M)	23.28 [1] 60.4km/h (1.3M)	26.32 [1] 59.3km/h (0.5M)	29.37 [1] 58.9km/h (1.4M)	12.96 60.4km/h (1.3M)	30.60 [1]
5	Cuban Rhythm	5	67.5km/h	3.75 [4] 51.4km/h (1.9M)	6.49 [6] 65.8km/h (1.2M)	9.22 [3] 66.0km/h (0.5M)	11.98 [3] 65.1km/h (0.7M)	14.80 [2] 63.8km/h (1.3M)	17.56 [2] 65.3km/h (2.0M)	20.44 [2] 62.6km/h (1.7M)	23.43 [2] 60.3km/h (1.3M)	26.42 [2] 60.1km/h (0.4M)	29.42 [2] 59.9km/h (0.4M)	12.90 60.5km/h (0.9M)	30.64 [2]
2	Blue Haze	2	67.9km/h	3.70 [1] 51.9km/h (0.8M)	6.41 [1] 66.4km/h (0.4M)	9.11 [1] 66.8km/h (0.9M)	11.93 [2] 63.7km/h (1.7M)	14.84 [3] 62.0km/h (2.9M)	17.67 [5] 63.7km/h (3.6M)	20.59 [5] 61.5km/h (2.1M)	23.60 [4] 59.9km/h (1.1M)	26.62 [3] 59.7km/h (0.6M)	29.63 [3] 59.7km/h (1.0M)	13.00 60.1km/h (1.1M)	30.86 [3]
6	Seaway Flyer	6	69.2km/h	3.76 [5] 51.6km/h (2.9M)	6.42 [3] 67.5km/h (1.6M)	9.31 [5] 62.6km/h (1.4M)	12.12 [5] 63.9km/h (1.4M)	14.93 [5] 64.1km/h (2.0M)	17.64 [3] 66.4km/h (2.0M)	20.52 [3] 62.6km/h (2.0M)	23.58 [3] 58.9km/h (1.6M)	26.63 [4] 59.1km/h (1.3M)	29.67 [4] 59.2km/h (1.6M)	13.07 60.0km/h (1.6M)	30.89 [4]
8	Aim High	8	68.9km/h	3.87 [7] 50.8km/h (4.1M)	6.53 [7] 67.5km/h (2.6M)	9.26 [4] 66.1km/h (2.6M)	12.06 [4] 64.2km/h (2.4M)	14.91 [4] 63.4km/h (3.1M)	17.66 [4] 65.2km/h (4.1M)	20.58 [4] 61.9km/h (2.8M)	23.65 [5] 58.5km/h (2.1M)	26.73 [5] 58.6km/h (1.2M)	29.74 [5] 59.6km/h (0.3M)	13.09 59.6km/h (1.5M)	30.95 [5]
4	Royal Warren	4	69.2km/h	3.74 [2] 51.9km/h (1.5M)	6.41 [2] 67.3km/h (1.1M)	9.56 [7] 57.7km/h (1.5M)	12.46 [7] 62.0km/h (1.1M)	15.32 [6] 63.1km/h (1.6M)	18.11 [6] 64.4km/h (1.6M)	21.03 [6] 61.8km/h (1.6M)	24.10 [6] 58.7km/h (1.2M)	27.22 [6] 57.7km/h (0.5M)	30.41 [6] 56.4km/h (0.3M)	13.42 58.4km/h (0.8M)	31.72 [6]
3	Claretown Mikey	3	68.8km/h	3.74 [3] 51.4km/h (1.2M)	6.43 [4] 66.9km/h (0.7M)	9.49 [6] 59.2km/h (1.1M)	12.45 [6] 60.7km/h (1.8M)	15.42 [7] 60.8km/h (3.4M)	18.26 [7] 63.3km/h (3.8M)	21.21 [7] 60.9km/h (2.7M)	24.33 [7] 57.9km/h (1.9M)	27.45 [7] 57.5km/h (1.3M)	30.58 [7] 57.7km/h (2.8M)	13.38 58.5km/h (2.2M)	31.83 [7]

Data based on IsoLynx Localised Positioning System.
 Legend:
 [] - Rank at each section
 () - Avg. meters to rail for section
 --- No data available at section





ALBION PARK, QLD
Race 10 - BRISGREYS.COM 5th Grade H - 520M
03/06/2024 - 21:53:33 PM

RUG	NAME	BOX	TOP SPEED	50M	100M	150M	200M	250M	300M	350M	400M	450M	500M	217M HOME	FINISH TIME
8	Churchill Hayze	8	69.9km/h	3.77 [3] 52.1km/h (3.0M)	6.40 [2] 68.3km/h (1.0M)	9.03 [1] 68.6km/h (0.5M)	11.71 [1] 67.3km/h (0.9M)	14.44 [1] 65.9km/h (1.8M)	17.14 [1] 66.7km/h (2.3M)	19.94 [1] 64.2km/h (1.5M)	22.92 [1] 60.4km/h (1.4M)	25.97 [1] 59.0km/h (0.6M)	29.07 [1] 58.2km/h (0.4M)	13.00 60.2km/h (0.9M)	30.32 [1]
3	Bye Bye Dreamer	3	69.4km/h	3.74 [1] 51.7km/h (1.0M)	6.40 [1] 67.4km/h (0.2M)	9.12 [2] 66.1km/h (0.4M)	11.88 [2] 65.3km/h (0.9M)	14.66 [2] 64.8km/h (1.6M)	17.38 [2] 66.1km/h (1.8M)	20.21 [2] 63.7km/h (1.5M)	23.19 [2] 60.5km/h (1.1M)	26.18 [2] 60.2km/h (0.5M)	29.20 [2] 59.7km/h (0.5M)	12.85 60.9km/h (0.8M)	30.42 [2]
4	Big Boy Bentley	4	65.7km/h	3.81 [6] 51.2km/h (1.6M)	6.59 [8] 64.6km/h (0.6M)	9.41 [8] 63.9km/h (1.5M)	12.24 [8] 63.7km/h (2.3M)	15.09 [6] 63.2km/h (2.7M)	17.85 [5] 65.0km/h (4.0M)	20.71 [4] 63.0km/h (2.4M)	23.68 [4] 60.7km/h (1.7M)	26.66 [3] 60.5km/h (0.7M)	29.66 [3] 60.0km/h (1.4M)	12.84 60.9km/h (1.6M)	30.88 [3]
1	Rowdy Rebel	1	69.1km/h	3.84 [8] 51.3km/h (0.5M)	6.52 [5] 67.0km/h (0.4M)	9.29 [4] 65.2km/h (0.4M)	12.09 [4] 64.2km/h (0.6M)	15.02 [4] 61.7km/h (1.2M)	17.80 [3] 64.6km/h (1.6M)	20.66 [3] 62.9km/h (1.7M)	23.66 [3] 60.1km/h (1.3M)	26.71 [4] 59.0km/h (0.4M)	29.76 [4] 59.0km/h (0.7M)	13.00 60.2km/h (1.0M)	30.98 [4]
7	French Crop	7	67.9km/h	3.84 [7] 50.4km/h (2.6M)	6.55 [6] 66.4km/h (1.5M)	9.35 [6] 64.3km/h (1.4M)	12.21 [6] 63.0km/h (1.8M)	15.07 [5] 62.9km/h (2.4M)	17.88 [6] 64.0km/h (2.9M)	20.85 [6] 60.5km/h (2.0M)	23.90 [6] 59.2km/h (1.5M)	26.99 [5] 58.2km/h (1.3M)	30.08 [5] 58.2km/h (2.0M)	13.25 59.0km/h (1.7M)	31.33 [5]
5	Wild Nuts	5	67.0km/h	3.79 [4] 51.8km/h (2.0M)	6.51 [4] 66.1km/h (0.9M)	9.32 [5] 64.3km/h (0.7M)	12.16 [5] 63.2km/h (1.0M)	15.16 [7] 60.2km/h (1.6M)	18.04 [7] 62.5km/h (2.9M)	20.97 [8] 61.5km/h (2.2M)	23.99 [7] 59.7km/h (1.5M)	27.03 [7] 59.2km/h (0.8M)	30.11 [6] 58.4km/h (1.7M)	13.15 59.5km/h (1.5M)	31.38 [6]
2	Yandi Torque	2	66.1km/h	3.80 [5] 50.9km/h (0.5M)	6.57 [7] 64.8km/h (0.2M)	9.40 [7] 63.7km/h (1.0M)	12.23 [7] 63.6km/h (0.8M)	15.17 [8] 61.2km/h (1.4M)	18.05 [8] 62.7km/h (1.9M)	20.96 [7] 61.7km/h (1.4M)	23.99 [8] 59.4km/h (1.1M)	27.07 [8] 58.6km/h (0.3M)	30.21 [7] 57.4km/h (0.4M)	13.23 59.1km/h (0.7M)	31.47 [7]
6	Daysea's Elvis	6	67.8km/h	3.76 [2] 51.1km/h (2.3M)	6.46 [3] 66.4km/h (0.9M)	9.25 [3] 64.7km/h (1.3M)	12.06 [3] 64.0km/h (1.0M)	14.98 [3] 61.8km/h (1.6M)	17.82 [4] 63.4km/h (2.4M)	20.76 [5] 61.2km/h (1.7M)	23.83 [5] 58.6km/h (1.1M)	26.99 [6] 57.1km/h (0.6M)	30.34 [8] 53.7km/h (0.9M)	13.75 57.1km/h (1.1M)	31.76 [8]

Data based on IsoLynx Localised Positioning System.

Legend:

[] - Rank at each section

() - Avg. meters to rail for section

-- - No data available at section





ALBION PARK, QLD
Race 11 - TWITTER @ BRISGREYS - 520M
03/06/2024 - 22:11:35 PM

RUG	NAME	BOX	SECTION-1	SECTION-2	HOME	FINISH TIME
1	Hozier Monelli	1	5.78	17.66	13.09	30.75 [3]
2	Gold Tip	2	5.86	17.95	12.78	30.73 [2]
3	Big Town Hero	3	5.53	[]		
4	Daysea's Rowdy	4	5.63	17.42	13.07	30.49 [1]
5	Cincinnati Hope	5	5.75	18.12	12.93	31.05 [7]
6	Cha Cha Zac	6	5.72	17.65	13.31	30.96 [4]
7	Hopeful Lana	7	5.54	17.57	13.39	30.96 [5]
8	Jimary Willow	8	5.77	17.85	13.17	31.02 [6]
9	Soda Mac	9		[]		

RUG NAME

BOX

SECTION-1 SECTION-2

HOME

FINISH
TIME

10

Baby Guinness 10

[]

Data based on IsoLynx Localised Positioning System.

Legend:

[] - Rank at each section

() - Avg. meters to rail for section

-- - No data available at section





ALBION PARK, QLD
 Race 12 - GARRARD'S HORSE AND HOUND - 520M
 03/06/2024 - 22:30:38 PM

RUG	NAME	BOX	TOP SPEED	50M	100M	150M	200M	250M	300M	350M	400M	450M	500M	217M HOME	FINISH TIME
3	Jimary Indiana	3	71.4km/h	3.71 [1] 52.6km/h (0.8M)	6.30 [1] 69.4km/h (0.3M)	8.91 [1] 69.0km/h (1.4M)	11.65 [1] 65.7km/h (1.7M)	14.47 [1] 63.9km/h (2.1M)	17.24 [1] 65.0km/h (1.9M)	20.09 [1] 63.0km/h (2.0M)	23.11 [1] 59.7km/h (1.6M)	26.19 [1] 58.6km/h (0.9M)	29.31 [1] 57.6km/h (0.7M)	13.15 59.5km/h (1.2M)	30.58 [1]
1	Lederhosen Boy	1	68.6km/h	3.86 [8] 50.8km/h (0.4M)	6.54 [7] 66.9km/h (0.2M)	9.20 [4] 67.9km/h (0.4M)	11.93 [4] 65.9km/h (0.7M)	14.75 [4] 63.7km/h (1.8M)	17.53 [4] 64.9km/h (2.2M)	20.38 [4] 63.1km/h (1.6M)	23.38 [4] 60.1km/h (1.3M)	26.41 [4] 59.3km/h (0.7M)	29.45 [4] 59.3km/h (0.7M)	12.95 60.4km/h (1.0M)	30.67 [2]
6	Haunted Town	6	68.0km/h	3.76 [4] 51.6km/h (2.7M)	6.45 [3] 66.9km/h (1.6M)	9.13 [3] 67.0km/h (1.7M)	11.91 [3] 64.9km/h (1.9M)	14.74 [3] 63.7km/h (2.7M)	17.48 [3] 65.6km/h (3.8M)	20.32 [3] 63.3km/h (2.5M)	23.31 [3] 60.2km/h (1.7M)	26.35 [3] 59.2km/h (0.9M)	29.42 [3] 58.8km/h (1.4M)	13.01 60.2km/h (1.6M)	30.67 [3]
5	Calder	5	68.9km/h	3.72 [2] 51.6km/h (2.3M)	6.40 [2] 67.2km/h (1.1M)	9.06 [2] 67.6km/h (0.9M)	11.81 [2] 65.5km/h (0.9M)	14.62 [2] 64.0km/h (1.3M)	17.39 [2] 65.0km/h (2.1M)	20.25 [2] 62.9km/h (1.6M)	23.28 [2] 59.4km/h (1.1M)	26.33 [2] 59.1km/h (0.4M)	29.42 [2] 58.3km/h (0.2M)	13.09 59.7km/h (0.8M)	30.67 [4]
8	Hopeful Bella	8	67.4km/h	3.79 [6] 50.9km/h (3.8M)	6.50 [5] 66.3km/h (2.7M)	9.25 [6] 65.6km/h (2.3M)	12.03 [5] 64.7km/h (2.2M)	14.85 [5] 63.9km/h (2.6M)	17.60 [5] 65.3km/h (3.6M)	20.50 [5] 62.2km/h (2.8M)	23.49 [5] 60.2km/h (1.5M)	26.51 [5] 59.6km/h (0.8M)	29.57 [5] 58.7km/h (1.8M)	13.05 60.0km/h (1.7M)	30.84 [5]
9	Soda Mac	4	67.3km/h	3.79 [5] 50.9km/h (1.4M)	6.51 [6] 66.0km/h (0.5M)	9.36 [7] 63.3km/h (1.2M)	12.17 [7] 64.0km/h (1.1M)	15.06 [8] 62.4km/h (1.9M)	17.82 [8] 65.2km/h (2.0M)	20.71 [8] 62.2km/h (1.7M)	23.77 [8] 59.0km/h (1.4M)	26.84 [7] 58.6km/h (0.7M)	29.88 [6] 59.2km/h (0.6M)	13.09 59.7km/h (1.0M)	31.10 [6]
7	Ziping Tedesco	7	65.7km/h	3.74 [3] 51.8km/h (3.1M)	6.57 [8] 63.6km/h (1.5M)	9.41 [8] 63.6km/h (0.9M)	12.17 [8] 65.0km/h (0.5M)	15.00 [7] 63.7km/h (1.3M)	17.78 [7] 64.8km/h (1.7M)	20.66 [6] 62.6km/h (1.4M)	23.71 [6] 58.9km/h (1.0M)	26.80 [6] 58.3km/h (0.4M)	29.93 [7] 57.5km/h (0.2M)	13.22 59.1km/h (0.7M)	31.19 [7]
2	Uno Cha Cha	2	69.1km/h	3.81 [7] 51.5km/h (0.5M)	6.47 [4] 67.6km/h (0.2M)	9.23 [5] 65.2km/h (1.1M)	12.06 [6] 63.7km/h (1.4M)	14.93 [6] 62.6km/h (2.0M)	17.73 [6] 64.3km/h (2.7M)	20.66 [7] 61.4km/h (2.4M)	23.73 [7] 58.7km/h (1.9M)	26.85 [8] 57.7km/h (1.3M)	29.98 [8] 57.5km/h (2.7M)	13.32 58.7km/h (2.1M)	31.24 [8]

Data based on IsoLynx Localised Positioning System.

Legend:

[] - Rank at each section

() - Avg. meters to rail for section

-- - No data available at section

